



FAWCETT
MIXING EQUIPMENT SPECIALISTS

Home of
MixedFLOW™
IMPELLERS



Made in **USA**

3863 Congress Parkway | Richfield, OH 44286
OFFICE: 330-659-4187 | FAX: 330-659-6991



FAWCETT
MIXING EQUIPMENT SPECIALISTS

**Setting the gold standard for air powered
lab stirrers, dispersers, small-batch, drum, and tote mixers.**

Our Mission

Through continuous research, investment in technology and constant communication with our customers, we strive to provide only the highest quality products and service.

We will never rest in our pursuit of total customer satisfaction.



Contact Us



3863 Congress Parkway
Richfield, Ohio 44286



Office: 330-659-4187



Email: info@fawcettco.com

FawcettCo.com

Contents

The FAWCETT Advantage 4

Lab Stirrers and Dispersers

Lab Stirrers	6
Lab Dispersers	7

Pail Mixers

Clamp Mount	8
Lid Mount	9
Handheld	10
Ergonomic Pail Mixer	11

Drum Mixers

Lid Mount	12
Clamp Mount	13
Bung Mount	14
Agitator Drum Mount	15

Workstations

Workbenches	16
Drum Stations	17
Workstation Powerhead Kits	17

Plastic IBC Tote Mixers

Lid Mount	18
Bridge Mount	19

Steel IBC Tote Mixers

Trans-Mix™	20
Plate (Lid) Mount	22
Bridge Mount	23

Impellers, Blades and Shafts

MixedFLOW™	24
Dispersion	25
Bung-entering/Folding	26
Paddle Shafts	26
Propellers	26
Turbines	26
Output Shafts	27

Powerheads and Components

Powerheads	28
Mufflers	28
Tachometers	28
Chucks	29
Couplings	29
Valves	29
Rod Mounts	29
Clamp Blocks	29

Accessories

Lab Stands	30
Clamp Mounts	30
Grounding Clamps	30
Container Holders	30
Air Motors	31
Repair Kits	31
Air Hose	31

Air Motor Technical Data

Specifications	32
Performance Curves	33
Hazardous Location Safety Data	34

THE FAWCETT ADVANTAGE



Robust

Robust, built to last, solvent and corrosion resistant



Easy

Easy to operate, maintain and clean



American

Assembled in Ohio with mostly domestic content

OUR STORY

Our story began in 1954 with the invention of a unique rotary mixing impeller by our founder and chemical engineer Millard "Mel" Fawcett. Over the years we have built a leading reputation for the design and build quality of our mixing equipment from laboratory scale up to 1000-gallon processing vessels. All our standard equipment is designed, hand-assembled and tested in our Richfield, Ohio facility for consistency and quality. We believe in partnering with USA-based component manufacturers and local vendors and are proud that a large majority of our parts and materials are crafted in the USA. Whether you are making your first batch or millionth we have you covered.

Call us today to learn more!

Understanding Air Motors

The Power of Fawcett Air Driven Equipment

Air motors harness the safe, reliable power of compressed air to generate torque and rotational motion.

Air motors are used to produce continuous rotary power from a compressed air system.

They boast a number of advantages over electric motors.

INFINITE VARIABLE SPEEDS AND TORQUES

Use pressure regulation or air valves with no costly controls.

INSTANT STARTING, STOPPING AND REVERSING

Eliminates the delay of motor speed-up or slow-down periods.

WILL NOT OVERHEAT OR BURN OUT

Even during overload or run to stall.

HIGH POWER TO WEIGHT RATIO

Far smaller and lighter than electric motors of comparable power.

SAFE OPERATIONS IN HAZARDOUS CONDITIONS

No electrical sparks or excessive heat.

COOL RUNNING CHARACTERISTICS

Minimizes the effects of hot, wet or dusty surroundings.

LOW MAINTENANCE AND EASY REPAIR

Motor design is simple with robust components and construction

EXCELLENT DESIGN FLEXIBILITY

A function of compact size, light weight, and high-power output.

PORTABILITY

Easy to disconnect, relocate, and remount.

The air motors used in Fawcett equipment are suited for use in ATEX zones 1 and 2 where explosive atmospheres are likely to occur and are marked according to Directive 2014/34/EU

See Page 34 for more details



Air Operated Lab Stirrers and Dispersers

LS Series Lab Stirrers

Fawcett table-top stirrers are adaptable to a wide variety of applications and batch sizes from small beakers to multi-gallon containers. These direct drive models provide a wide speed and torque range.

Each lab stirrer kit comes with a powerhead, air hose and a variety of stirrer shafts and Fawcett MixedFLOW™ Impellers.

Keyless Chucks Now Available!

We take pride in our components including our best-in-class output chucks and exhaust mufflers. Our new keyless chuck, like our keyed chuck, was adopted from those used on machine tools. Their precise rotation extends motor seal and bearing life. The all metal and integral-input design means they are built to last.

See accessories page for details.



Air hose included

Models with Keyless Chuck denoted by "/C"



MODEL	POWERHEAD	OUTPUT	HP	MAX RPM	STAND	AIR HOSE	SHAFT	IMPELLERS
LS - 1000X	LS - 101B	5/16" Coupling	0.5	10,000	AX - 1	1/4" x 4' (1/8 NPT)	(2) 12"x 5/16"	MF-21R, MF-31R
LS - 1000X/A	LS - 101A	3/8" Chuck						
LS - 2000X	LS - 102A	1/2" Keyed Chuck	1.0	3,000	AX - 23	3/8" x 5' (1/4 NPT)	12"x 5/16", 15"x 3/8", 18"x 1/2"	MF-21R, MF-32R, MF-43R
LS - 2000X/C	LS - 102C	1/2" Keyless Chuck						
LS - 3000X	LS - 103A	1/2" Keyed Chuck	1.70	3,000	AX - 23	3/8" x 5' (1/4 NPT)	12"x 3/8", (2) 18"x 1/2"	MF-32H, MF-43H, MF-53H
LS - 3000X/C	LS - 103C	1/2" Keyless Chuck						
LS - 4000X	LS - 104A	1/2" Keyed Chuck	4.0	3,000	AX - 23	1/2" x 10' (1/2 NPT)	(3) 18"x 1/2"	MF-43H, MF-53H, MF-63H
LS - 4000X/C	LS - 104C	1/2" Keyless Chuck						

*Ratings are at max motor pressure of 100psi. Motors should never be operated under a no-load/free-spinning condition. Max RPM rating is for speeds under load

LD Series Lab Dispersers

The LD series is the twin to the LS series that substitutes high shear dispersion blades in the place of the MixedFLOW™ Impellers. The effectiveness of dispersion blades is dependent on the tip speed which is a function of the diameter of the blade and the speed of the rotation (RPM).

Keyless Chucks Now Available!

We take pride in our components including our best-in-class output chucks and exhaust mufflers. Our new keyless chuck, like our keyed chuck, was adopted from those used on machine tools. Their precise rotation extends motor seal and bearing life. The all metal and integral-input design means they are built to last.




Air hose included

Models with Keyless Chuck denoted by "/C"

MODEL	POWERHEAD	OUTPUT	HP	MAX RPM	STAND	AIR HOSE	SHAFT	IMPELLERS
LD - 1000X	LD - 101B	5/16" Coupling	0.5	10,000	AX - 1	1/4" x 4' (1/8 NPT)	(2) 12"x 5/16"	MF-DFH-21, MF-DFH-31
LD - 1000X/A	LD - 101A	3/8" Chuck						
LD - 2000X	LD - 102A	1/2" Keyed Chuck	1.0	3,000	AX - 23	3/8" x 5' (1/4 NPT)	12"x 5/16", 15"x 3/8", 18"x 1/2"	MF-DFH-21, MF-DFH-32, MF-DFH-43
LD - 2000X/C	LD - 102C	1/2" Keyless Chuck						
LD - 3000X	LD - 103A	1/2" Keyed Chuck	1.70	3,000	AX - 23	3/8" x 5' (1/4 NPT)	12"x 5/16", 15"x 3/8", 18"x 1/2"	MF-DFH-21, MF-DFH-32, MF-DFH-43
LD - 3000X/C	LD - 103C	1/2" Keyless Chuck						
LD - 4000X	LD - 104A	1/2" Keyed Chuck	4.0	3,000	AX - 23	1/2" x 10' (1/2 NPT)	(3) 18"x 1/2"	MF-DFH-43, MF-DFH-53, MF-DFH-63
LD - 4000X/C	LD - 104C	1/2" Keyless Chuck						

*Ratings are at max motor pressure of 100psi. Motors should never be operated under a no-load/free-spinning condition. Max RPM rating is for speeds under load



Pail Mixers

CL Series Clamp Mount Mixers

Designed for use on 5-10 gallon open pails and containers, the CL-Clamp Mount Series features multiple axis adjustments for versatile all angle agitation.

Features:

- Direct drive air motor
- Drop forged c-clamp with non-corrosive plating
- Other shaft sizes and impellers available as special order
- All wetted parts are 304 stainless steel
- Noise dampening exhaust muffler
- Variable speed control valve
- Powerheads come with sleeve couplings
- Keyed or Keyless Chuck

Upgrades and Options

- Lube Free Air Motors
- Mechanical Dial Tachometers
- Coupling

MODEL	CL-1000	CL-2000	CL-3000
HP	0.5	1.0	1.7
MAX RPM	3,000	3,000	3,000
MAX AIR REQUIREMENTS	20.5 CFM	30 CFM	78 CFM
AIR INLET	1/8 NPT	1/4 NPT	1/4 NPT
SHAFT LENGTH	15"	15"	15"
BLADES	(1) 3" R	(1) 4" R	(1) 5" H



*Ratings are at max motor pressure of 100psi. Motors should never be operated under a no-load/free-spinning condition. Max RPM rating is for speeds under load

FLM Series Lid Mount Mixers

Five-gallon lid mount (FLM) Series Mixers are integrated into the lid of a 5-gallon bucket or pail. They are portable, lightweight, and easy-to-use solutions for mixing a variety of materials.

Offered as a complete system with pail or as a Lid Only (LD) version to mount on your existing pails

Features:

- 5 Gallon painted steel pail with rust inhibitor interior
- Pour spout included on pail standard
- Air motors are explosion-proof and lightweight
- Variable speed valve
- Noise dampening exhaust muffler
- 5" MixedFLOW™ Impeller included
- All wetted parts in 304 stainless steel

Upgrades and Options

- Lube-free motors
- Mechanical Dial Tachometers

MODEL	FLM-1	FLM-1/LD (LESS PAIL)	FLM-1.7	FLM-1.7/LD (LESS PAIL)
HP	1.0	1.0	1.7	1.7
MAX RPM	3,000	3,000	3,000	3,000
MAX AIR REQUIREMENTS	30 CFM	30 CFM	72 CFM	72 CFM
AIR INLET	1/4 NPT	1/4 NPT	1/4 NPT	1/4 NPT
VISCOSITY RANGE	Low	Low	Medium Low	Medium Low

Keyless Chucks Now Available!



Pail Mixers

HM Series Handheld Mixer Kit

Fawcett Approved for Mixing Applications

A rare combination of power, speed, and chuck capacity in a lightweight and ergonomic tool make this a perfectly suited air drill for mixing applications. Fawcett's top pick after researching major pneumatic tool manufacturers.

Mix one gallon and five gallon batches up to 1,000 centipoise

MODEL	HM-1HP-P-A/KIT	HM-1HP-P-C/KIT
HP	1.0	1.0
CHUCK STYLE	Keyed	Keyless
CHUCK CAPACITY	1/2" Diameter	1/2" Diameter
FREE SPEED	2,600 RPM	2,600 RPM
REVERSIBLE	No	No
WEIGHT	2.9 LBS	3.15 LBS
SIDE TO CENTER	0.8"	0.8"
MAX AIR CONSUMPTION	30 CFM	30 CFM
SOUND LEVEL	80 dB(A)	80 dB(A)
AIR INLET SIZE	1/4 NPT	1/4 NPT



Individual Components

- 1.0 HP Hand Held Drill with 3/8 NPT Port
- Keyed Chuck
- Keyless Chuck
- Adjustable inlet valve
- Support handle
- 2 18" mixing shafts
- 2 MixedFLOW™ High Pitch Impellers (3" and 4")
- 10' Spiral air hose

Air Inlet Flow Control with Swivel

Regulate the air flow to limit tool speed and give better control over mixing. Allows the air hose to rotate 360° on 2 axes.



PART #	DESCRIPTION
HMV-1	1/4" NPT regulated air swivel connector with safety pin

Drill Support Handle

Improve stability and operator comfort during operation. Attaches easily to signature series pistol grip drills.



PART #	DESCRIPTION
HM-P-HANDLE	Additional Support Handle for Pistol Grip Drill

EPM Series Ergonomic Pail Mixer

Improve ergonomics and batch process time with this innovative pail-mixer design from HMJ Tech. The patented counter-balance arm raises and lowers with minimal effort. Locks into place when lowered and shuts off power to the mixer when raised. Setup is easy with unit shipping pre-assembled and ready in a small-parcel package. Operation requires only a single air hose attachment.

Features:

- NO ASSEMBLY REQUIRED
- SUPERIOR ERGONOMICS
- EASY TO CLEAN
 - Impeller drip tray (removable/washable)
- EASY TO OPERATE
 - Spring assisted
 - Pivoting head can accommodate up to three 5 gallon pails
- FITS MOST PAILS
- MECHANICAL AIR SAFETY INTERLOCK
 - Motor stops when raised
 - Motor will not automatically start when lowered
- ATEX / EXPLOSION PROOF*
- ANCHOR HARDWARE INCLUDED

Specifications

- Accommodate pails DIAMETER [15.0"] / HEIGHT [9.8"-15"]
- Motor: 1.0 HP / Max Speed: 3,000 RPM (Lube Free Optional)
- Compressed air supply: (100 psi max, 30 cfm)**
- Utilizes 3" High Pitch MixedFLOW™ Impeller
- Construction material: Industrial Grade SS Frame and Wetted Parts
- Controls: Variable speed control valve On/Off
- Dimensions: [19.5"] Wide X [19.5"] Deep X [39.5"] Tall (Head Raised)
- Weight: [40 lbs]
- Shipping: 1 Box Courier
- Country of origin: Canada

PART #	DESCRIPTION
EPM-1.0	1.0 Hp
EPM-1.0 LF	1.0 Hp Lube Free
EPM-1.7	1.7 Hp
EPM-1.7 LF	1.7 Hp Lube Free

*proper installation and grounding required

** LF model 90 psi max



Drum Mixers

PM/PMC Series Lid Mount Mixers


Fawcett's extra-powerful 3 and 5 hp direct drive air-operated mixers for drums and tanks are designed to effectively mix liquids without costly spills or splashing. Also available are versions for use with tote tanks and various other tanks.

Features:

- Direct Drive Air Motor
- Available to mount on your existing lid or with standard 22.5" diameter drum lid included (plain or stainless steel).
- MixedFLOW™ Impellers
- All wetted parts in 304 stainless steel
- Noise dampening exhaust muffler
- Variable speed control valve

Upgrades and Options

- Lube Free Air Motors
- Mechanical Dial Tachometers



MODEL	HP	MAX RPM	MAX AIR CONSUMPTION	AIR INLET	LID INCLUDED	IMPELLERS INCLUDED	VISCOSITY
PM - 208	1.0	3,000	30 CFM	1/4 NPT	None	(1) 4" H	Low
PM - 208/24	1.0	3,000	30 CFM	1/4 NPT	None	(2) 4" H	Low
PMC - 208	1.0	3,000	30 CFM	1/4 NPT	Plain Steel	(1) 4" H	Low
PMC - 208/24	1.0	3,000	30 CFM	1/4 NPT	Plain Steel	(2) 3" H	Low
PMC - 208S	1.0	3,000	30 CFM	1/4 NPT	Stainless Steel	(1) 4" H	Low
PM - 308	1.7	3,000	78 CFM	1/4 NPT	None	(1) 6" H	Medium Low
PM - 308/25	1.7	3,000	78 CFM	1/4 NPT	None	(2) 5" H	Medium Low
PMC - 308	1.7	3,000	78 CFM	1/4 NPT	Plain Steel	(1) 6" H	Medium Low
PMC - 308/25	1.7	3,000	78 CFM	1/4 NPT	Plain Steel	(2) 5" H	Medium Low
PMC - 308S	1.7	3,000	78 CFM	1/4 NPT	Stainless Steel	(1) 6" H	Medium Low
PM - 408	4.0	3,000	128 CFM	1/4 NPT	None	(2) 6" H	Medium
PMC - 408D	4.0	3,000	128 CFM	1/4 NPT	Plain Steel	(2) 6" H	Medium
PMC - 408D/S	4.0	3,000	128 CFM	1/2 NPT	Stainless Steel	(2) 6" H	Medium
PM - 508	5.0	2,500	175 CFM	1/2 NPT	None	(1) 8" H	Medium High
PMC - 508D	5.0	2,500	175 CFM	1/2 NPT	Plain Steel	(1) 8" H	Medium High
PMC - 508D/S	5.0	2,500	175 CFM	1/2 NPT	Stainless Steel	(2) 8" H	Medium High

*Ratings are at max motor pressure of 100psi. Motors should never be operated under a no-load/free-spinning condition. Max RPM rating is for speeds under load

OD/OT Series Clamp Mount Mixers

Open Drum/Open Tank (OD/OT) Series Clamp Mount Mixers are designed for mixing in open-top containers. They feature cast iron, corrosion resistant plated clamp assembly and clamp block allowing for versatile impeller positioning. Larger models incorporate a dual clamp system for extra support and stability.

Features:

- 55 gal drums up to 300 gallon open tank
- MixedFLOW™ Impeller/s
- Heavy-duty corrosion-resistant clamp mounting
- All wetted parts are 304 stainless steel
- Variable speed control valve
- Noise dampening exhaust muffler

Upgrades and Options

- Lube Free Air Motors
- Mechanical Dial Tachometers
- Keyless Chuck



MODEL	CONTAINER CAPACITY	HP	MAX RPM	MAX AIR REQUIREMENT	AIR INLET	VISCOSITY RANGE	BLADE TYPE	SHAFT LENGTH
OD-202	55 Gal	1.0	3,000	30 CFM	1/4 NPT	Low	(1) 5" H	34" x 1/2"
OD-203	55 Gal	1.7	3,000	72 CFM	1/4 NPT	Medium Low	(1) 5" H	34" x 1/2"
OD-204	55 Gal	1.7	3,000	72 CFM	1/4 NPT	Medium Low	(2) 5" H	34" x 1/2"
OD-206	55 Gal	1.7	3,000	72 CFM	1/4 NPT	Medium Low	(1) 6" H	34" x 1/2"
OD-208	55 Gal	4.0	3,000	128 CFM	1/2 NPT	Medium High	(2) 6" H	34" x 5/8"
OD-215	55 Gal	5.0	2,500	175 CFM	1/2 NPT	High	(1) 8" H	34" x 3/4"

OT clamp mount mixers feature longer shafts and are designed for use on larger drums or open tanks

OT-210	Up to 300 Gal	4.0	3,000	128 CFM	1/2 NPT	Medium High	(2) 6" H	40" x 5/8"
OT-215	Up to 300 Gal	5.0	2,500	175 CFM	1/2 NPT	High	(2) 8" H	40" x 3/4"

*Ratings are at max motor pressure of 100psi. Motors should never be operated under a no-load/free-spinning condition. Max RPM rating is for speeds under load

Drum Mixers

BHM Series Bung Mount Mixers

Bung Hole Mount (BHM) Series Mixers are designed for use on a closed (tight head) steel drum of low to medium viscosity materials. The threaded mount quickly and easily screws into a 2" drum lid bung hole. Collapsible impellers fit through the 2" opening and expand to 4" in diameter when in operation.

Features:

- 2 NPT drum connection
- Designed for 55 gallon drum (shaft length can be modified)
- Quick mounting
- All wetted parts are 304 Stainless Steel
- Variable speed control valve
- Noise dampening exhaust muffler

MODEL	BHM-2A	BHM-3A	BHM-4A
HP	1.0	1.7	4.0
MAX RPM	3,000	3,000	3,000
MAX AIR REQUIREMENTS	30 CFM	72 CFM	128 CFM
AIR INLET	1/4 NPT	1/4 NPT	1/2 NPT
VISCOSITY RANGE	Low	Medium Low	Medium High
SHAFT SIZE	1/2" x 30"	1/2" x 30"	1/2" x 30"
IMPELLERS	(1) 4" Folding	(2) 4" Folding	(2) 4" Folding



ADM Series Agitator Drum Mount Mixers

Agitator Drum Mixer (ADM) drive units thread onto the center bung of “Woodman Agitator” style in-drum agitator systems¹. May be used in open and tight head drums. These units have a square drive coupling that engages with the 7/16th square shaft of the in-drum agitator assembly. A locking nut allows for the unit to be tightened down once coupling is engaged.

MODEL	ADM-2	ADM-3	ADM-4
BUNG MOUNT THREAD SIZE	1½ NPT	1½ NPT	1½ NPT
MOTOR NOMINAL HP	1.0	1.7	4.0
MAX TORQUE	26 LB-IN	56 LB-IN	115 LB-IN
SPEED AT MAX TORQUE	350 RPM	300 RPM	300 RPM
MAX FREE SPEED	3,000 RPM	3,000 RPM	3,000 RPM
TORQUE AT MAX SPEED	19.5 LB-IN	36 LB-IN	84 LB-IN
MAX AIR PRESSURE	100 PSI	100 PSI	100 PSI
MAX AIR CONSUMPTION	30 CFM	78 CFM	128 CFM
MOTOR PART NUMBER	20A-HUB	30A-HUB	40A-FACE

1. “Woodman Agitator” style drums and in-drum agitation blades sold separately
2. Properly measure the ID of your bung threads and square drive shaft before ordering
3. Unmounted motor with maximum air flow, once coupled to agitator drum the load will have impact. Do not operate unit without any fluid in drum.
4. For more detailed specs on motor reference page 32



*Ratings are at max motor pressure of 100psi. Motors should never be operated under a no-load/free-spinning condition. Max RPM rating is for speeds under load

Workstations

Mixing Workbenches

Fawcett's integrated air manifold workbenches provide a turnkey solution for a multi-station open tank mixing operation. Consolidate, organize, and optimize your production output with this purpose-built station. Offered in two lengths and two working heights, each bench accommodates 4 mixing vats up to 18" in diameter with stand rods to mount 4 Fawcett LS powerheads.

The enclosed design allows for flexible installation in hazardous location facilities and easy cleaning and maintenance. All that is required to operate is to supply compressed air through a single inlet port.

■ Ability to connect air from left or right side

■ Top-mounting lubricator included for easy access and visibility of oil reservoir

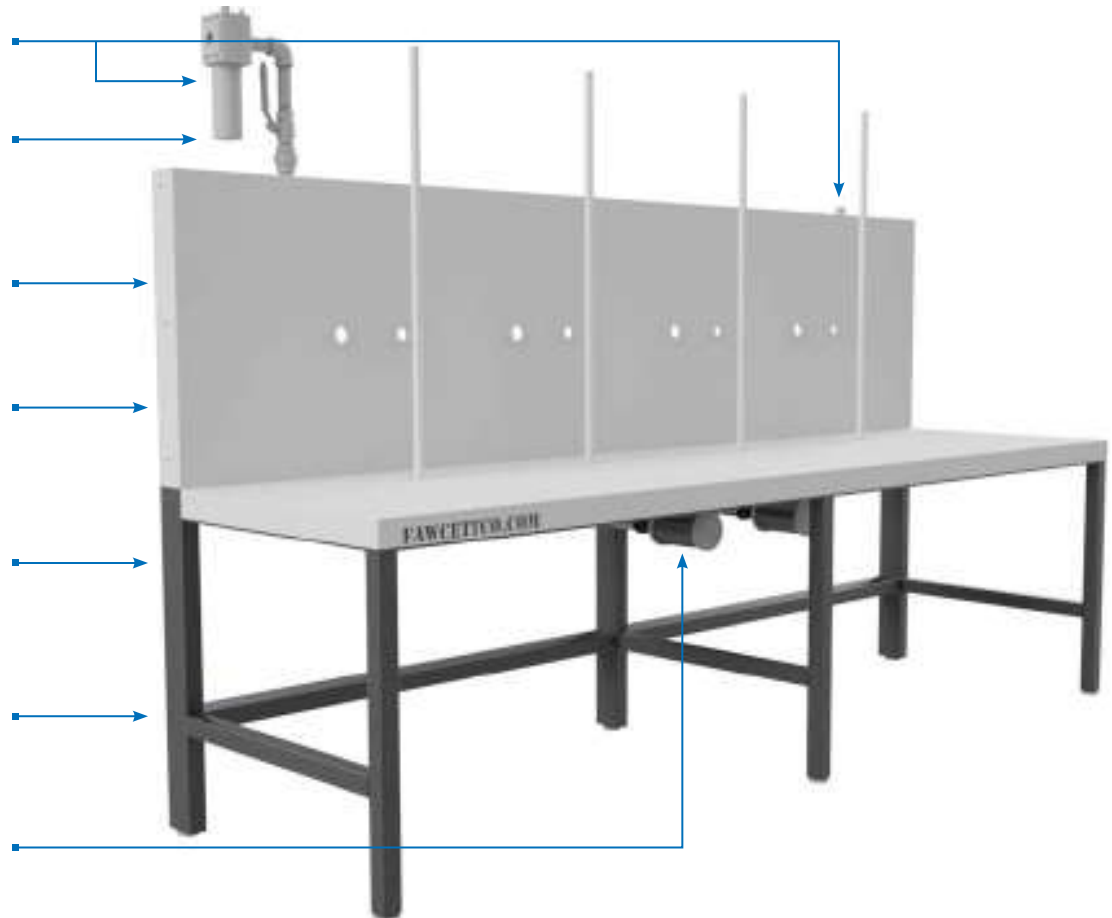
■ Seamless one-piece stainless countertop and backsplash

■ Integrated inlet and exhaust manifolds, easily accessible along backsplash

■ 2,000 lb capacity powdercoated frame in heavy duty welded steel tubular construction

■ Leveling legs standard with bolt down anchor brackets optional

■ Oversized exhaust system with easily accessible mufflers for noise reduction.*



MODEL	OVERALL DIMENSIONS** (LxDxH)	BENCH HEIGHT
WS-6.18-V3	72" x 25.5" x 49"	18"
WS-6.26-V3	72" x 25.5" x 49"	26"
WS-8.18-V3	92" x 25.5" x 49"	18"
WS-8.26-V3	92" x 25.5" x 49"	26"

Additional Features and Specifications

- Holds vessels up to 18" in diameter
- Connect compressed air supply via 3/4 NPT female port lubricator (Max flow 330 CFM at 110 PSI max)
- Includes four 3/4" diameter by 34" tall powerhead mounting rods (48" tall available upon request)
- Individual motor supply and exhaust ports are 1/2 NPT female (1/4 NPT reducing bushings are provided)
- Grounding clamps and table grounding cables included

*Built into the design is the ability to pipe away exhaust entirely through one main exhaust port (1 NPT), either to the left or right side (user to furnish necessary piping from port onward).

**Indicates height of backsplash, main air inlet and the motor support rods extend higher

DX Series Drum Stations

For 55 Gal Drum.

Painted Steel with 3" Concrete Screws.

Powerheads, Shafts, Blades, and Clamp Block to be ordered separately.

PART #	DESCRIPTION
DX-55/2	Dimensions 56" x 29" x 72.38"
DX-55	Dimensions 32" x 29" x 72.38"

Keyless Chucks Now Available!



Workstation Powerhead Kits

Similar to our LS series kits these powerheads come with everything you need to mount and operate on our workbenches and DX series work stations.

Each work station powerhead kit comes with a powerhead, air hose, and a variety of stirrer shafts and Fawcett MixedFLOW™ Impellers.

Workbench Powerhead Kits


MODEL	POWERHEAD	OUTPUT	HP	MAX RPM	SHAFT	IMPELLERS
LS-2000WS	102A	1/2" Keyed Chuck	1.0	3,000	12" x 5/16", 15" x 3/8", 18" x 1/2"	MF-21R, MF-32R, MF-43R
LS-3000WS	103A	1/2" Keyed Chuck	1.7	3,000	12" x 5/16", 18" x 1/2"	MF-32H, MF-43H, MF-53H
LS-4000WS	104A	1/2" Keyed Chuck	4.0	3,000	(3) 18" x 1/2"	MF-43H, MF-53H, MF-63H

Keyless Chucks Now Available!



Drum Station Powerhead Kits

MODEL	POWERHEAD	OUTPUT	HP	MAX RPM	SHAFT	IMPELLERS
DM-103AWS	LS-103A	1/2" Coupling	1.7 HP	3,000	34" x 1/2"	(2) MF-43H
DM-104AWS	LS-104A	1/2" Coupling	1.7 HP	3,000	34" x 1/2"	(2) MF-43H



Plastic IBC Tote Mixers

TT Series Lid Mount Mixers

Tote Tank (TT) Series Mixers are lightweight, and easy to handle.

Designed to mix powerfully and conveniently light to medium viscosity solutions using our MixedFLOW™ Impeller. These mixers come with a 6" vented screw cap that will fit on IBC totes.

Features:

- Light Weight: Less than 15 lbs
- Easy to mount and move
- Mounted to a 6" Plastic, Vented Lid found on standard plastic IBC totes (9" available per request).
- All wetted parts in 304 Stainless Steel
- Variable Speed Control
- Noise dampening exhaust muffler

Upgrades and Options

- Lube Free Air Motors
- Mechanical Dial Tachometers

MODEL	TT-102	TT-103	TT-103S	TT-104	TT-104S
HP	1.0	1.7	1.7	4.0	4.0
MAX RPM	3,000	3,000	3,000	3,000	3,000
MAX CFM	30	72	72	128	128
AIR INLET	1/4 NPT	1/4 NPT	1/4 NPT	1/2 NPT	1/2 NPT
VISCOSITY	Low	Medium Low	Medium Low	Medium High	Medium High
IMPELLERS	(1) 4" H	(1) 4" H	(2) 4" H	(1) 5" H	(2) 5" H



*Ratings are at max motor pressure of 100psi. Motors should never be operated under a no-load/free-spinning condition. Max RPM rating is for speeds under load

PBM Series Bridge Mount Mixers

Fawcett Bridge Mount Mixers are designed for plastic caged IBC tote tanks. They secure to the caged frame using an adjustable hook. Available in both direct drive configurations for high-speed blending or gear-reduced configurations for slow speed, high-torque agitation. These units are highly configurable. Contact us for selecting.

Features:

- Available with electric or pneumatic motors
- Direct drive models utilize MixedFLOW™ Impellers
- Gear drive models utilize folding impellers
- Optional VFD speed control and explosion proof motors on electric models
- All wetted parts are 304 stainless steel
- Noise dampening exhaust muffler
- Variable speed control valve

Upgrades and Options

Lube Free Air Motors - Mechanical Dial Tachometers



MODEL	ADDxx PBM	AGDxx PBM	EDDxx PBM	EGDxx PBM
DESCRIPTION	Air Direct Drive	Air Gear Drive	Electric Direct Drive	Electric Gear Drive
HP	1.0–5.0	1.0–5.0	1.0–2.0	1.0–2.0
MAX RPM	3,000	600	1,800	360
SHAFT SIZE	5/8" or 3/4"	1"	5/8" or 3/4"	1"
IMPELLERS	MixedFLOW™	Folding	MixedFLOW™	Folding

Please contact us to learn about available bridge mount models

Plastic Tote Bridge only

Adjustable mounting bracket. Bolt Pattern compatible with 56C and 145TC NEMA flange motors and gear boxes.





MODEL	DESCRIPTION
BM-P	Fits caged bulk tanks from 34" to 48" wide



Steel IBC Tote Mixers

Trans-Mix™ Series Quick Decoupling Tote Mixers

For heavy users of steel IBC tanks our unique Trans-Mix™ System offers many advantages over dedicated tank agitators.

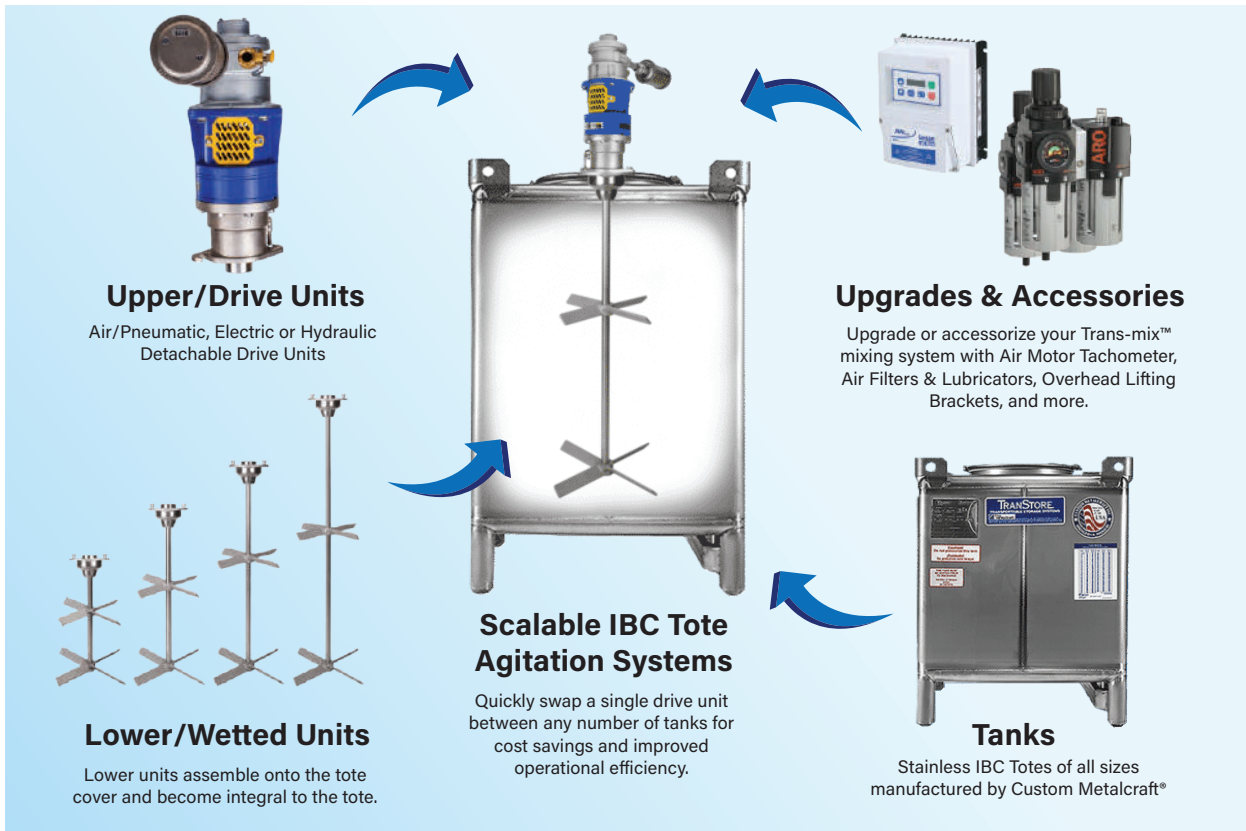
-  **Unparalleled Ease-of-Use**
Trans-mix™ Tote Mixing Systems are a unique, 2-part design that gives maximum flexibility to users.
-  **Transportable and DOT Compliant**
Wetted parts become integral to your tanks and are safe to transport, either around your facility or over the road.
-  **Explosion Proof Air and Electric Motors Available**
Approved for use in hazardous areas.
-  **All Stainless Wetted Parts**
Stainless steel construction with stainless wetted parts. (304 and 316 corrosion resistant grade options available.)

Trans-Mix™ Tote Systems are comprised of two parts; a detachable upper/drive unit and a lower/wetted unit

Lower units are selected based on the tote size and stainless alloy and upper units, based on power options and application needs.

All lower units are compatible with all upper units

Trans-Mix™ System at a glance



Upper/Drive Units
Air/Pneumatic, Electric or Hydraulic Detachable Drive Units

Lower/Wetted Units
Lower units assemble onto the tote cover and become integral to the tote.

Scalable IBC Tote Agitation Systems
Quickly swap a single drive unit between any number of tanks for cost savings and improved operational efficiency.

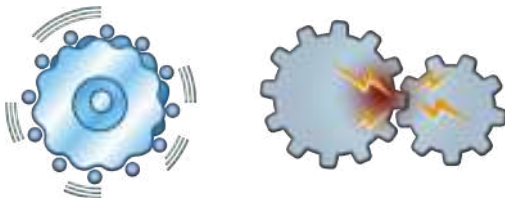
Upgrades & Accessories
Upgrade or accessorize your Trans-mix™ mixing system with Air Motor Tachometer, Air Filters & Lubricators, Overhead Lifting Brackets, and more.

Tanks
Stainless IBC Totes of all sizes manufactured by Custom Metalcraft®

Trans-Mix™ Upper/Drive Units

Air/Pneumatic, Electric or Hydraulic
Detachable Drive Units

Trans-mix™ Systems utilize a unique cycloidal disc reduction mechanism. Unlike geared designs, the cycloidal reduction components operate in compression rather than shear preventing tooth breakage typical in conventional gearing, and resulting in a durable product with a long life.



Air/Pneumatic Drive Units

From 1.7 HP to 5hp Standard.
Explosion proof, compact,
variable speed, easy to
install and operate.



Electric Drive Units

From 1.5 HP to 3hp Standard.
Efficient and quiet with the
ability to integrate into
control systems.



Hydraulic Drive Units

Up to 1500 PSI and 8 GPM
Standard. Extremely compact,
variable speed, proven in the
toughest conditions.

Trans-Mix™ Lower/Wetted Units


Trans-mix™ Lower units easily attach to the tote cover and become integral to the tote. TML Lower Units pair with TMU Drive Units to make a complete system.

Features:

- Robust bearing and proprietary hex input shaft to transmit drive force
- 304 and 316 stainless steel options available
- Bolt onto modified tote cover along with an FKM o-ring and PTFE gasket combo
- 1" Diameter Shaft w/ PTFE Lip Seals
- 14" and 16" Axial Turbine Blades w/ Bead Blast Finish (standard)
- Custom Lengths available upon request

*Tote Cover/Lid not included

MODEL	DESCRIPTION
TML-304-20.5	20.5" (Used on 180 Gal. Metal IBC Totes)
TML-304-26.5	26.5" (Used on 215 or 250 Gal. Metal IBC Totes)
TML-304-32.5	32.5" (Used on 260 or 300 Gal. Metal IBC Totes)
TML-304-38.5	38.5" (Used on 305 or 350 Gal. Metal IBC Totes)
TML-304-50.5	50.5" (Used on 395 or 450 Gal. Metal IBC Totes)
TMI-304-62.5	62.5" (Used on 485 or 550 Gal. Metal IBC Totes)
TML-304-CUSTOM	Custom Length



Steel IBC Tote Mixers

SPM Series Plate (Lid) Mount Mixers

Plate mount mixers thread onto the center fill port (3" NPT Male) of Eyebrow Tote covers with added legs for stability. Available in both direct drive configurations for high-speed blending or gear-reduced configurations for slow speed, high-torque agitation. These units are highly configurable. Contact us for selecting.

MODEL	ADDxx PM	AGDxx PM	EDDxx PM	EGDxx PM
DESCRIPTION	Air Direct Drive	Air Gear Drive	Electric Direct Drive	Electric Gear Drive
HP	1.0–5.0	1.0–5.0	1.0–2.0	1.0–2.0
MAX RPM	3,000	600	1,800	360
SHAFT SIZE	5/8" or 3/4"	1"	5/8" or 3/4"	1"
IMPELLERS	MixedFLOW™	4-Blade Turbine	MixedFLOW™	4-Blade Turbine

Call for configurations details.




SBM Series Bridge Mount Mixers

This lightweight, robust bridge mount allows for the secure and efficient attachment of mixing equipment to steel tote containers, ensuring consistent and thorough blending or agitation of liquids, powders, or other materials, while maintaining a safe operation. Crafted from high-quality materials, it offers exceptional durability, and stability, even when dealing with heavy or challenging mixing tasks. Available in air or electric and direct-drive (high speed) or gear-drive (slow speed) variants.

MODEL	ADDxx PBM	AGDxx PBM	EDDxx PBM	EGDxx PBM
DESCRIPTION	Air Direct Drive	Air Gear Drive	Electric Direct Drive	Electric Gear Drive
HP	1.0–5.0	1.0–5.0	1.0–2.0	1.0–2.0
MAX RPM	3,000	600	1,800	360
SHAFT SIZE	5/8" or 3/4"	1"	5/8" or 3/4"	1"
IMPELLERS	MixedFLOW™	4-Blade Turbine	MixedFLOW™	4-Blade Turbine


Please contact us to learn about available bridge mount models



Steel Tote Bridge Only

Adjustable mounting bracket. Bolt Pattern compatible with 56C and 145TC NEMA flange motors and gear boxes.

MODEL	DESCRIPTION
BM-S	Fits caged bulk tanks from 34" to 48" wide



Impellers, Blades and Shafts

MixedFLOW™ Impellers

Fawcett's MixedFLOW™ Impeller is unmatched in performance and efficiency. Our unique design combined with a high quality stainless steel shaft make for a lightweight, durable, and easy-to-maintain mixing unit. They have several advantages over conventional bulkier cast impellers

- Available in regular or high pitch
- Made from durable, corrosion resistant and easy to clean stainless steel
- Achieves turbulent flow while minimizing swirl, vortex, and air introduction
- Lightweight and self-centering at high speeds
- Combination of axial and radial flow for effective mixing
- Creates consistent interaction for various materials by avoiding "dead-spots"

WHEN TO USE

- Blend miscible liquids
- Maximize flow of entire batch
- Gentle to vigorous agitation
- Achieve and maintain homogeneity



REGULAR PITCH

MODEL	BORE
MF-21R	1 7/8" Dia. x 5/16" Bore
MF-22R	1 7/8" Dia. x 3/8" Bore
MF-31R	3" Dia. x 5/16" Bore
MF-32R	3" Dia. x 3/8" Bore
MF-43R	4" Dia. x 1/2" Bore
MF-44R	4" Dia. x 5/8" Bore
MF-53R	5" Dia. x 1/2" Bore
MF-54R	5" Dia. x 5/8" Bore
MF-63R	6" Dia. x 1/2" Bore
MF-64R	6" Dia. x 5/8" Bore

HIGH PITCH

MODEL	BORE
MF-21H	1 7/8" x Dia. 5/16" Bore
MF-22H	1 7/8" Dia. x 3/8" Bore
MF-31H	3" Dia. x 5/16" Bore
MF-32H	3" Dia. x 3/8" Bore
MF-43H	4" Dia. x 1/2" Bore
MF-44H	4" Dia. x 5/8" Bore
MF-53H	5" Dia. x 1/2" Bore
MF-54H	5" Dia. x 5/8" Bore
MF-63H	6" Dia. x 5/8" Bore
MF-64H	6" Dia. x 1/2" Bore
MF-84H	8" Dia. x 5/8" Bore
MF-85H	8" Dia. x 3/4" Bore

Dispersion Blades

Fawcett Dispersion Blades feature a well-rounded combination of shear and radial flow. They feature a welded-on hub that allows for easy pairing with the full line of Fawcett mixers without the need for adapters or specialized couplings.

- Made from durable, corrosion resistant and easy to clean stainless steel
- Easy to install on Fawcett or other mixing equipment
- Lightweight and well-balanced

WHEN TO USE

- Formulate pigment dispersions
- Dissolve particles
- Break down agglomerates
- Re-suspend hard settled material (by immersion)

MODEL	BORE
MF-DFH-21	2" Dia. x 5/16" Bore
MF-DFH-22	2" Dia. x 3/8" Bore
MF-DFH-31	3" Dia. x 5/16" Bore
MF-DFH-32	3" Dia. x 3/8" Bore
MF-DFH-43	4" Dia. x 1/2" Bore
MF-DFH-44	4" Dia. x 5/8" Bore
MF-DFH-53	5" Dia. x 1/2" Bore
MF-DFH-54	5" Dia. x 5/8" Bore
MF-DFH-63	6" Dia. x 1/2" Bore
MF-DFH-64	6" Dia. x 5/8" Bore




Impellers, Blades and Shafts

Bung-Enter/Folding Impellers

Closed to enter tank or drum, open when mixing. Mount anywhere along the mixing shaft. Made from 304 Stainless steel. 4 blade options by request only.

MODEL	BORE	WIDTH (OPEN)	WIDTH (COLLAPSED)	# OF BLADES
BHI-4/4	1/2"	4"	2"	2
BHI-4/5	5/8"	4"	2"	2
BHI-7/4	1/2"	7"	2"	2
BHI-7/5	5/8"	7"	2"	2



Paddle Shafts

304 Stainless Steel Construction.

MODEL	SIZE	CLEARANCE
PS-3x22	3" Blade, 5/16" x 22" Shaft	3" Open, 1" Closed
PS-4x22	4" Blade, 5/16" x 22" Shaft	4" Open, 1" Closed



Propellers

Cast propellers made from 316 Steel.

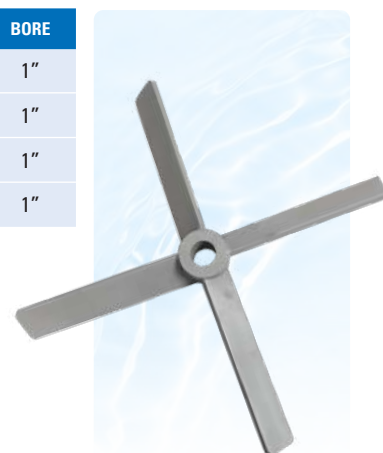
MODEL	DIAMETER	BORE
MF-33P	3"	3/8"
MF-34P	3"	1/2"
MF-43P	4"	1/2"
MF-44P	4"	5/8"
MF-53P	5"	1/2"
MF-54P	5"	5/8"
MF-63P	6"	1/2"
MF-64P	6"	5/8"
MF-84P	8"	5/8"
MF-85P	8"	3/4"



Axial Flow 4 Blade Turbines

Made from 304 Stainless Steel. Welded construction.

MODEL	SIZE	BORE
MF-110T	10" SS Turbine Blade	1"
MF-120T	12" SS Turbine Blade	1"
MF-140T	14" SS Turbine Blade	1"
MF-160T	16" SS Turbine Blade	1"




■ Output Shafts

We use only High Precision Pump Shaft Quality (PSQ) 303 stainless steel for our shafts. This steel is turned, ground, and polished to minimize deflection, vibration and runout which maximizes the service life of motors, bearings, couplings, and seals.

Below are the standard lengths found on our various mixers. Special order lengths are available. Call our customer service for a quote

MODEL	DIAMETER	LENGTH
S-9	5/16"	9"
S-12	5/16"	12"
S-15	5/16"	15"
S-18	5/16"	18"
S-24	5/16"	24"
SA-9	3/8"	9"
SA-12	3/8"	12"
SA-15	3/8"	15"
SA-18	3/8"	18"
SA-24	3/8"	24"
SB-12	1/2"	12"
SB-15	1/2"	15"
SB-18	1/2"	18"
SB-40	1/2"	40"
SC-30-1/2	5/8"	30 1/2"
SC-34	5/8"	34"
SC-40	5/8"	40"
SD-30-1/2	3/4"	30 1/2"
SD-34	3/4"	34"
SD-40	3/4"	40"



Powerheads and Components

Powerheads

Fawcett powerhead assemblies contain all the necessary working components for a mixer. An air motor, a speed control valve, an exhaust muffler, an output coupling/chuck, and one of our mounting rods. Our powerheads utilize heavy duty, pneumatic motors that deliver excellent performance for explosion-proof environments. Requires minimal maintenance and cannot be damaged by overloading.

Model suffix denotes attachment.

A: Keyed Chuck, B: Coupling, C: Keyless Chuck

MODEL	HP	MAX RPM	MAX CFM	AIR INLET	OUTPUT
LS-101A	0.5	10,000	21	1/8 NPT	3/8" Keyed Chuck
LS-101B	0.5	10,000	21	1/8 NPT	5/16" Coupling
LS-102A	1.0	3,000	30	1/4 NPT	1/2" Keyed Chuck
LS-102B	1.0	3,000	30	1/4 NPT	1/2" Coupling
LS-102C	1.0	3,000	30	1/4 NPT	1/2" Keyless Chuck
LS-103A	1.7	3,000	72	1/4 NPT	1/2" Keyed Chuck
LS-103B	1.7	3,000	72	1/4 NPT	1/2" Coupling
LS-103C	1.7	3,000	72	1/4 NPT	1/2" Keyless Chuck
LS-104A	4.0	3,000	128	1/2 NPT	1/2" Keyed Chuck
LS-104B	4.0	3,000	128	1/2 NPT	5/8" Coupling
LS-105B	5.0	2,500	175	1/2 NPT	3/4" Coupling



Mufflers

Reduces excessive exhaust noise and helps meet important facility safety standards. Our mufflers are carefully selected to not compromise airflow and motor performance.

MODEL	SIZE	DESCRIPTION
M-07	1/2 NPT	Exhaust Air Muffler with 3/4 NPT Male thread; Includes Female Reducing Fitting for Motor Attachment [3/4 NPT x 1/2 NPT]
M-02	1/4 NPT	Exhaust Air Muffler with 1/4 NPT Male thread; Includes Brass Adapter



Tachometers (Mechanical Dial / Non-Electric)

Tachometer is a factory installed upgrade available on new equipment. Retro fit service is also available for used motors in good condition. Inquire with us for retrofits. Kit includes: Tachometer, Motor End Cap replacement, Internal Shaft Adapter. +/- 1% accuracy (of max indicated speed). Safe for explosion proof environment with internal grounding.

MODEL	DESCRIPTION
TK-2/3	Tachometer Kit for units with 20A-HUB and 30A-HUB motors
TK-4	Tachometer Kit for units with 40A-FACE and 40A-FOOT motors



Chucks

Will mount on specific motor shaft with set screw

MODEL	DESCRIPTION
01J	Keyed Chuck; 3/8" Capacity; Mounts to 3/8" Dia. Motor Output Shaft; *Uses CK-3/8 Chuck Key*
03J	Keyed Chuck; 1/2" Capacity; Mounts to 1/2" Dia. Motor Output Shaft; *Uses CK-1/2 Chuck Key*
02/03J-KL	Keyless Chuck; 1/2" Capacity, Mounts to 1/2" Dia. Motor Output shaft
04J	Keyed Chuck; 1/2" Capacity; Mounts to 5/8" Dia. Motor Output Shaft; *Uses CK-1/2 Chuck Key*
CK-3/8	Key for 01J [3/8" Capacity] Chuck
CK-1/2	Key for 03J and 04J [1/2" Capacity] Chucks

Keyless Chucks Available



Valves

We use high quality large port brass valves.

MODEL	SIZE	DESCRIPTION
01V	1/8 NPT	Brass Needle Valve, MxF
02V	1/4 NPT	Brass Needle Valve, FxF (w/ brass close nipple)
03V	1/4 NPT	Gate Valve
04/05V	1/2 NPT	Brass Ball Valve, FxF (w/ galvanized 3" nipple)



Clamp Blocks

Attaches motor rod mount to support stands or clamps. (Two zinc plated T-Handles Included)

MODEL	SIZE
L-1	1/2" x 1/2" Bore
L-1P	1/2" x 5/8" Bore
L-2	5/8" x 5/8" Bore
L-3P	3/4" x 3/4" Bore
L-4	5/8" x 3/4" Bore
L-6	3/4" x 3/4" Bore
L-8	3/4" x 3/4" Bore
TH-1	T-Handle for basic clamp block; zinc plated

Couplings

Used when attaching mixer output shafts to motors or gearboxes. Comes with set screws and hex key wrench.


MODEL	SIZE	DESCRIPTION
01S	5/16"	Brass Sleeve Coupling
03S	1/2"	Stainless Steel Sleeve Coupling
04S	5/8"	Stainless Steel Sleeve Coupling
05S	3/4"	Stainless Steel Sleeve Coupling



Rod Mounts

These mounts attach to our air motors and combined with the proper Fawcett clamp block comprise a simple and effective mounting system for stands and portable clamp mixers.

MODEL	POWERHEAD	DESCRIPTION
01R	101	Rod Mount Assembly; 1/2" Rod Dia.; Fits 10A-HUB motor; Zinc Plated; (w/ set screw)
02/03R	102	Powerhead Rod Mount; 5/8" Rod Dia.; Sized For 20A-HUB and 30A-HUB Motors; Zinc Plated; w/ Set-Screw
04R	104	Rod Mount Assembly; 3/4" Rod Dia.; Fits 40A-Hub Motor; Zinc Plated (w/Fasteners)
05R	105	Rod Mount Assembly; 3/4" Rod Dia.; Fits 50A-FOOT motor; Zinc Plated; (w/ fasteners)



Accessories

Lab Stands

All plates are heavy duty, zinc plated steel for corrosion resistance.

MODEL	DESCRIPTION
AX-1	Lab Stand; 8"W x 10"D for vessels up to 8" Dia.; Includes 24" Tall x 1/2" Dia. Support Rod; Zinc Plated
AX-23	Lab Stand; 14"W x 16"D for vessels up to 14" Dia.; Includes 34" Tall x 3/4" Dia. Support Rod; Zinc Plated
AX-25	Lab Stand; 14"W x 16"D for vessels up to 14" Dia.; Includes 48" Tall x 3/4" Dia. Support Rod; Zinc Plated
AX-1R	Lab Stand Vertical Support Rod; 24" Tall x 1/2" Dia.; Stainless Steel; w/ Jam Nut
AX-23R	Lab Stand Vertical Support Rod; 34" Tall x 3/4" Dia.; Zinc Plate; w/ Jam Nut
AX-25R	Lab Stand Vertical Support Rod; 48" Tall x 3/4" Dia.; Zinc Plate; w/ Jam Nut



Clamp Mounts

Attaches stirrer motor to the rim of a mixing container. Clear zinc plated for long life

MODEL	DESCRIPTION
DR-7	C-Clamp Pail Mount; 3" Max Opening; 5/8" Mixer Mounting Rod; Zinc Plated; *Connects to powerhead via clamp block [both sold separately] *
DR-8/9	Single C-Clamp Mount; 4" Max Opening; 3/4" Mixer Mounting Rod; Zinc Plated; *Connects to powerhead via clamp block [both sold separately] *
DR-10	Dual C-Clamp Mount; 4" Max Opening; 3/4" Mixer Mounting Rod; Zinc Plated; *Connects to powerhead via clamp block [both sold separately] *

Clamp blocks sold separately

Grounding Clamps

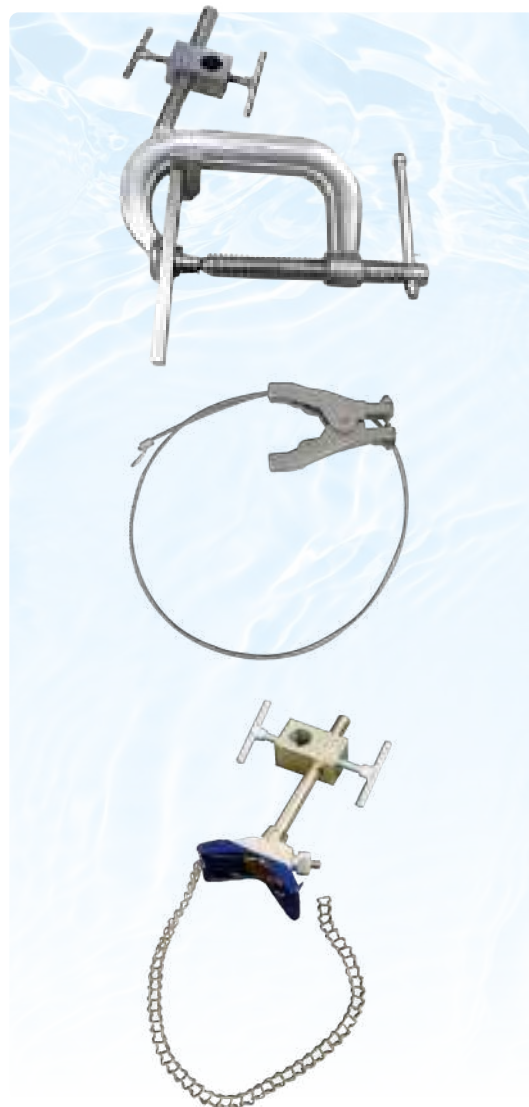
FM Approved ground clamps. Flexible uncoated stainless steel cable with cast aluminum clamps. Clamping force and opposing stainless steel points create a strong bite that ensures a positive metal to metal contact.

MODEL	SIZE	DESCRIPTION
GC/TA-3	1/8" diameter	Flexible uncoated stainless steel cable in 3-ft lengths. This model incorporates one (1) of our cast aluminum REB 2960 hand clamps and a 1/4" Lug

Container Holders

All metal construction with rubber grip. Use to hold containers in place while mixing. Features an easily adjustable sprocket chain and mounts seamlessly to our AX-23 and AX-25 lab stands with 3/4" support rods.

MODEL	DESCRIPTION	CHAIN LENGTH
CH-1-C	1 Gallon Size	15" Chain
CH-5-C	5 Gallon Size	33" Chain



Bare Motors

Standard “Bare” replacement air motors. Does NOT include any mounting hardware, valve, muffler, or other accessories.

MODEL	DESCRIPTION
10A-HUB	0.5 HP Air Motor; Hub Mount [500-10000 RPM, 21 CFM Max, 1/8 NPT Ports, 3/8" Dia. Output Shaft]
20A-HUB	1.0 HP Air Motor; Hub Mount [300-3000 RPM, 30 CFM Max, 1/4 NPT Ports, 1/2" Dia. Output Shaft]
30A-HUB	1.7 HP Air Motor; Hub Mount [300-3000 RPM, 72 CFM Max, 1/4 NPT Ports, 1/2" Dia. Output Shaft]
30A-NEMA	1.7 HP Air Motor; 56C NEMA Flange Mount [300-3000 RPM, 72 CFM Max, 1/4 NPT Ports, 5/8" Dia. Output Shaft]
40A-FACE	4.0 HP Air Motor; Face Mount [300-3000 RPM, 128 CFM Max, 1/2 NPT Ports, 5/8" Dia. Output Shaft]
40A-FOOT	4.0 HP Air Motor; Foot Mount [300-3000 RPM, 128 CFM Max, 1/2 NPT Ports, 5/8" Dia. Output Shaft]
40A-NEMA	4.0 HP Air Motor; 56C NEMA Flange Mount [300-3000 RPM, 128 CFM Max, 1/2 NPT Ports, 5/8" Dia. Output Shaft]
50A-FOOT	5.0 HP Air Motor; Foot Mount [400-2500 RPM, 175 CFM Max, 1/2 NPT Ports, 3/4" Dia. Output Shaft]
50A-NEMA	5.0 HP Air Motor; 145TC NEMA Flange Mount [400-2500 RPM, 175 CFM Max, 1/2 NPT Ports, 7/8" Dia. Output Shaft]



Repair Kits for Air Motors

Everything you need to give your air motors new life. Kit consists of bearings, gaskets, seals, and vanes (springs and pins if applicable).

MODEL	DESCRIPTION
K201	Kit for 10A-HUB
K202	Kit for 20A-HUB
K205	Kit for 30A-HUB
K206A	Kit for 30A-NEMA
K208	Kit for 40A-FOOT, 40A-FACE, and 40A-NEMA
K210	Kit for 50A-FOOT
K211	Kit for 50A-NEMA



Air Hoses

Features crimped brass swivel fittings and heavy duty, non conductive, reinforced hose. Contact us for customer lengths or push-lock style fittings which are available upon request.

MODEL	DESCRIPTION
AH-4	4' Long 1/4" Dia. Hose with 1/8 NPT Male Fittings
AH-5	5' Long 3/8" Dia. Hose with 1/4 NPT Male Fittings
AH-210	10' Long 1/2" Dia. Hose with 1/2 NPT Male Fittings



Air Motor Specifications



10A – 1/2 Horsepower

Power	.42 hp
Max Speed	10,000 rpm
Torque @ Max Speed	2.75 lb-in
Max Air Consumption	21 cfm
Speed @ Max Torque	650 rpm

Max Torque	5.6 lb-in
Max Pressure	100 psi
Sound Level	78 dB(A) Max.
Air Inlet/Outlet	1/8" NPT
Normal Ambient	34°F - 248°F

Relative Humidity	0% - 100%
Hazardous Ambient	34°F - 104°F
ATEX Marking	⊕ II 2 GD Ex h IIC T4 Gb Ex h IIIC T135C Db (+1C<Ta<+40C)

Variants: 10A-HUB



20A – 1 Horsepower

Power	.95 hp
Max Speed	3,000 rpm
Torque @ Max Speed	19.5 lb-in
Max Air Consumption	30 cfm
Speed @ Max Torque	350 rpm

Max Torque	26 lb-in
Max Pressure	100 psi
Sound Level	76 dB(A) Max.
Air Inlet/Outlet	1/4" NPT
Normal Ambient	34°F - 248°F

Relative Humidity	0% - 100%
Hazardous Ambient	34°F - 104°F
ATEX Marking	⊕ II 2 GD Ex h IIC T4 Gb Ex h IIIC T135C Db (+1C<Ta<+40C)

Variants: 20A-HUB



30A – 1 1/4 Horsepower

Power	1.7 hp
Max Speed	3,000 rpm
Torque @ Max Speed	36 lb-in
Max Air Consumption	72 cfm
Speed @ Max Torque	300 rpm

Max Torque	56 lb-in
Max Pressure	100 psi
Sound Level	87 dB(A) Max.
Air Inlet/Outlet	1/4" NPT
Normal Ambient	34°F - 248°F

Relative Humidity	0% - 100%
Hazardous Ambient	34°F - 104°F
ATEX Marking	⊕ II 2 GD Ex h IIC T4 Gb Ex h IIIC T135C Db (+1C<Ta<+40C)

Variants: 30A-HUB, 30A-NEMA



40A – 4 Horsepower

Power	4.0 hp
Max Speed	3,000 rpm
Torque @ Max Speed	84 lb-in
Max Air Consumption	128 cfm
Speed @ Max Torque	300 rpm

Max Torque	115 lb-in
Max Pressure	100 psi
Sound Level	90 dB(A) Max.
Air Inlet/Outlet	1/2" NPT
Normal Ambient	34°F - 248°F

Relative Humidity	0% - 100%
Hazardous Ambient	34°F - 104°F
ATEX Marking	⊕ II 2 GD Ex h IIC T4 Gb Ex h IIIC T135C Db (+1C<Ta<+40C)

Variants: 40A-FOOT, 40A-FACE, 40A-NEMA



50A – 5 Horsepower

Power	5.25 hp
Max Speed	2,500 rpm
Torque @ Max Speed	132 lb-in
Max Air Consumption	175 cfm
Speed @ Max Torque	300 rpm

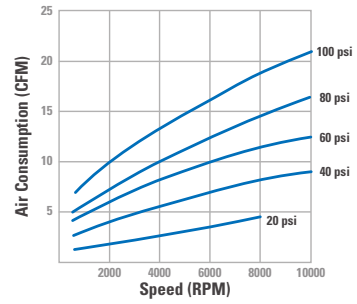
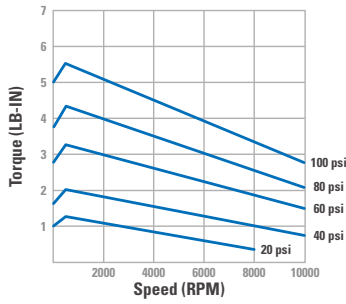
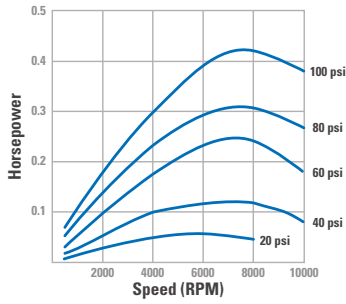
Max Torque	185 lb-in
Max Pressure	100 psi
Sound Level	105 dB(A) Max.
Air Inlet/Outlet	1/2" NPT
Normal Ambient	34°F - 248°F

Relative Humidity	0% - 100%
Hazardous Ambient	34°F - 104°F
ATEX Marking	⊕ II 2 GD Ex h IIC T4 Gb Ex h IIIC T135C Db (+1C<Ta<+40C)

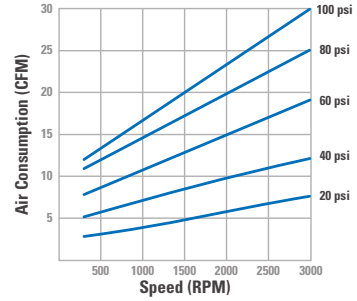
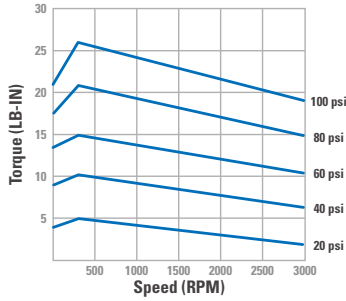
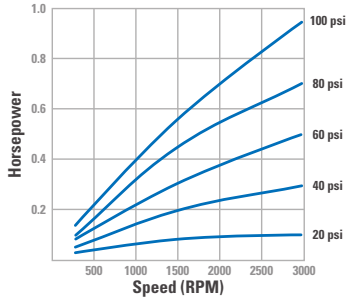
Variants: 50A-FOOT, 50A-NEMA

Motor Performance

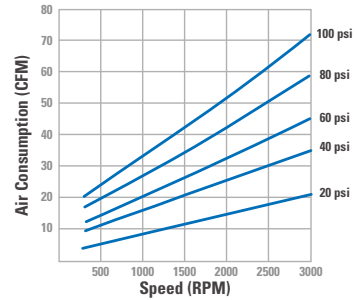
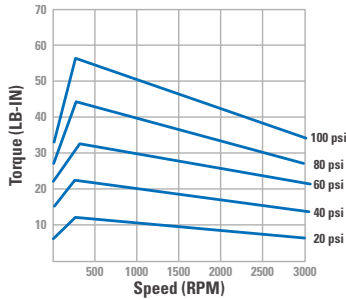
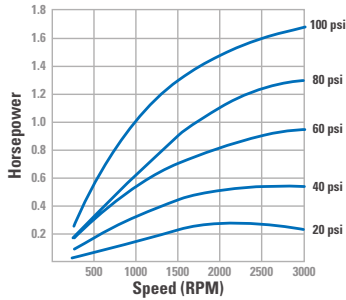
10A



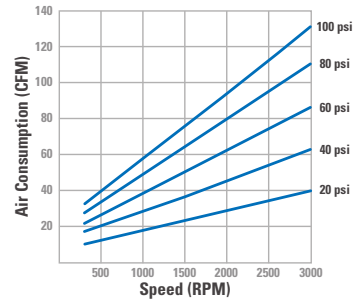
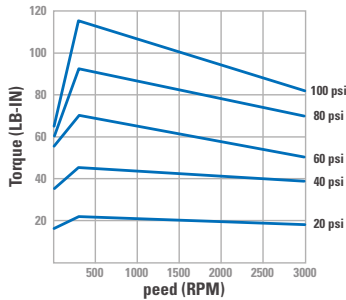
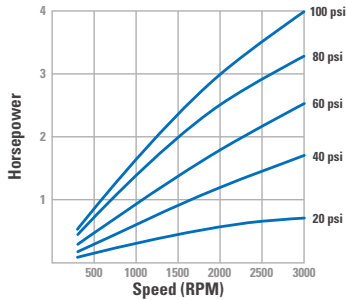
20A



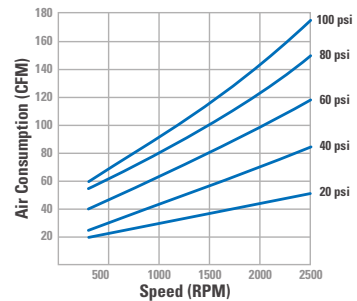
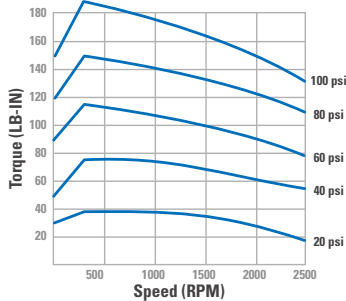
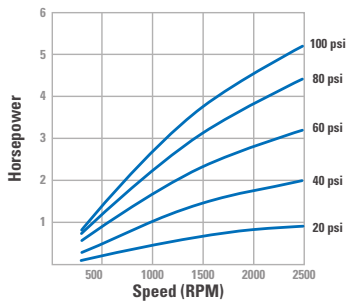
30A



40A



50A





Hazardous Environment Safety Qualifications

Air motors are inherently safe for most hazardous duty use since they are non-sparking and run cool. They are well suited for non-hazardous environments as well.

In order to comply with ATEX directives, air motors are listed with letters/numbers that specify the exact criteria the product meets in relation to the directives and so determines the type of environments that they are safe to operate in.

The air motors used in Fawcett equipment are suited for use in ATEX zones 1 and 2 where explosive atmospheres are likely to occur and are marked according to Directive 2014/34/EU.

Here we explain the markings specific to the motors used on Fawcett equipment:

ATEX Marking



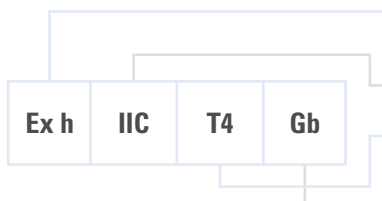
Explosion Protection Marking

Equipment Group: "II" is for anyplace other than mines

Equipment Category: "2" is for Zone 1 gases and Zone 21 dusts

Environment: "G" is for gas, vapor, mist and "D" is for dust

Gas Environment



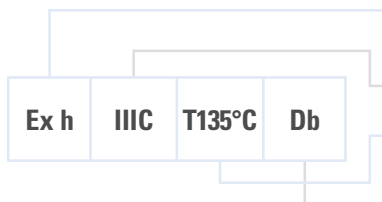
Explosion Protection Principle: "Ex h" is for protection by constructional safety – non-electrical device

Gas Group: "IIC" is for Hydrogen/Acetylene

Temperature Class: "T4" is for 135°C/275°F max. surface temperature of equipment

Equipment Protection Level in Gas: "Gb" is for high level of ignition protection

Dust Environment



Explosion Protection Principle: "Ex h" is for protection by constructional safety – non-electrical device

Gas Group: "IIIC" is for conductive dusts

Temperature Class: "T135°C" is for 135°C/275°F max. surface temperature of equipment

Equipment Protection Level in Dust: "Db" is for high level of ignition protection

Ambient Operating Range Under Hazardous Conditions



Ambient Temperature is (+1°C <Ta< +40°C) or (+34°F <Ta< +104°F)

*under non-hazardous conditions the ambient range is

(+1°C <Ta< +120°C) or (+34°F <Ta< +248°F)



We do not guarantee the safety of any application, but to ensure the safe operation of an air motor in your application, always follow the product operation manual, follow appropriate regulatory body regulations and requirements when operating in a hazardous atmosphere and consult with qualified personnel.

DESCRIPTION	VALUE	DEFINITION
Equipment Group	I	Mining applications
	II	Surface/Non-mining applications
Equipment Group (only those within equip. group II listed)	1	Very High Level of Ignition Protection (environment presents continuous risk) • Zone 0 (gas) • Zone 20 (dust) • Zone 1 (gas) • Zone 21 (dust) • Zone 2 (gas) • Zone 22 (dust)
	2	High Level of Ignition Protection (environment presents frequent risk) • Zone 1 (gas) • Zone 21 (dust) • Zone 2 (gas) • Zone 22 (dust)
	3	Normal Level of Ignition Protection (environment presents infrequent risk) • Zone 2 (gas) • Zone 22 (gas)
	Note: category 1 is the highest possible so also covers all others above (and so on for each)	
Environment	G	Atmosphere containing Gas, Vapors or Mist
	D	Atmosphere containing Dust
Principle of Explosion Protection	Ex h	Constructional safety – non-electrical device
Gas Group (only those within equip. group II listed)	IIA	Propane/Acetone/Ammonia (least dangerous/highest ignition temp.)
	IIB	Ethylene
	IIC	Hydrogen/Acetylene (most dangerous/lowest ignition temp.)
Note: IIC is the highest possible so also covers all others above (and so on for each)		
Temperature Class in Gas (equipment max. surface temp.)	T1	450°C
	T2	300°C
	T3	200°C
	T4	135°C
	T5	100°C
	T6	85°C
Note: T6 is the highest possible so covers all others above (and so on for each)		
Equipment Protection Level in Gas	Ga	Very High
	Gb	High
	Gc	Normal
Note: Ga is the highest possible so covers all others above (and so on for each)		
Dust Group (only those within equip. group II listed)	IIIA	Combustible Flyings
	IIIB	Non-conductive Dust
	IIIC	Conductive Dust
Note: IIIC is the highest possible so also covers all others above (and so on for each)		
Temperature Class in Dust (equipment max. surface temp.)	T450°C	
	T300°C	
	T200°C	
	T135°C	
	T100°C	
	T85°C	
Note: T85°C is the highest possible so covers all other above (and so on for each)		
Equipment Protection Level in Dust	Da	Very High
	Db	High
	Dc	Normal
Note: Da is the highest possible so covers all others above (and so on for each)		



FAWCETT

MIXING EQUIPMENT SPECIALISTS

FawcettCo.com

Fawcett Co., Inc. • 3863 Congress Parkway • Richfield, Ohio 44286 • **Office:** 330-659-4187 • **Fax:** 330-659-6991