

HITACHI POWER TOOLS & ACCESSORIES



2014 CATALOGUE

HITACHI
Inspire the Next

Durability Warranty Service



www.hitachi-powertools.com.au

Applicable to all purchases made on or after 1 May 2013
For conditions of warranty refer to page 182

The Company Behind the Tools

Hitachi Koki Co. Ltd. has been an independent member of the broadly diversified Hitachi group since 1948. Its position as a specialist power tool company within a large industrial group brings important benefits to customers who receive immediate access to the latest advancements in metallurgy, motor design and electronics. All products are manufactured with high standards of quality in design, material and workmanship with constant innovation to enable jobs to be safer, easier and less tiring. Hitachi power tools consistently offer high levels of quality, durability, operability and performance for all users.

Quality

Under a stringent quality control program, Hitachi power tools are without exception subjected to rigid inspections and tests at each stage of processing. Each part is meticulously scrutinised for flaws by expert inspectors. Components are thoroughly tested at assembly lines to ensure optimum performance, and each finished product is carefully examined to assure Hitachi's standard quality.

Safety

Double-insulation power tools, indicated by the double square mark (□□), can be operated without external grounding. Designed and manufactured with the accent on safety and usability, Hitachi power tools are provided with various safety features such as brakes, safety covers and clutches. With particular concern for the prevention of common accidents, they are constructed to direct sawdust, metallic chips and other debris away from the operator. Read and follow handling instructions provided with the power tool and comply with all the operating instructions and warnings.

Power Input


Hitachi Power Tools employ series motors whose modern design is based on Hitachi's many years of experience. Unless otherwise indicated in the catalogue, power input (Watts) is based on 240V.

Hitachi's Guarantee

The primary concern of Hitachi Koki is the safety, convenience and satisfaction of the customer. To this end, each Hitachi power tool is guaranteed against any defects in workmanship and materials. Defects in workmanship and materials – not attributable to normal wear, overloading, abusive treatment, unauthorised modification or careless handling – will be repaired without charge by any authorised Hitachi dealer within the warranty period. This applies to all tools purchased from authorised Hitachi dealers and agents in Australia, but does not apply to purchases made from an unauthorised dealer or outside Australia. For warranty terms & conditions please read the Conditions of Warranty provided with the power tool, online at www.hitachi-powertools.com.au or within this catalogue on page 182.

iF Design Award

The "iF design award" was established in 1953 in Germany where the modern design was originated, and is world-widely recognized today as one of the most prestigious design awards. In selecting the award worthy designs from a wide variety of products, the candidate products are comprehensively assessed taking into account not only design related factors such as creativity, appearance, user-friendliness but also value related factors such as performance, quality, price, effects to environment.



2014, Chain Saw CS51EA (refer to pg118)
2013, Chain Saw CS33EDT (refer to pg118)
2009, Cordless Impact Driver WH14DBL and Engine Chain Saw CS33ET
2006, Hammers H65SB2 (refer to pg59) and H65SD2
2005, Hammer H25PV
Cordless Impact Driver WH12DMR
2004, Rotary Hammer DH40MR, Cordless Impact Drivers WH12DM2 and WH12DAF
2003, Hammer H45MR

Eco-Products

Based on an environmentally conscious design concept, the Hitachi Group introduced the Design for Environment Assessment System in designing and developing products to minimise the environmental impact at each stage of a product's lifestyle. Eco-products are products that meet eight assessment criteria, including weight reduction, resource recycling, energy efficiency and environmental conservation, in accordance with the Design for Environment Assessment System. The eco-products are shown in the catalogue with the 'eco' symbol, shown above.

Note:

- Hitachi Power Tools reserves the right to change specification of parts and accessories of Hitachi Power Tools without notice.
- Actual colours of products may differ from those in printed photos of this catalogue
- Illustrations are for display purposes only.
- Accessories are not included unless otherwise stated
- Not all items shown in this catalogue are held in stock by retailers at all times
- Product information and specifications should be confirmed at time of purchase.
- Errors & Omissions Excepted

Contents

Introduction	1
Contents	2
Product Index	3
Icons	4
Cordless	5
3.6V	12
10.8V	12
12V Cassette	13
18V Cassette	13
18V Slide	14
18V Cordless Packs	29
36V Slide	35
Battery & Chargers Reference	36
Batteries	38
Chargers	39
Site Bags	40
Pneumatics	41
Stapler	42
Brad Nailers	42
Finish Nailers	42
Framing Nailer	43
Colated Coil Nailer	43
T & F Series Nailer	44
Concrete Coil Nailer	44
Accessories	45
Drilling	47
Drills	48
Pedestall Drill Press	50
Impact (Hammer) Drills	51
Rotary & Demolition	53
Rotary Hammers	54
Demolition Hammers	58
Fastening	61
Screw Drivers	62
Accessories for Screw Drivers	62
Impact Wrenches	63
Accessories for Impact Wrenches	64
Grinding & Cutting	65
Angle Grinders with Slide Switches	66
Angle Grinders with Paddle (Deadman) Switches	69
Angle Grinders with Trigger Switches	71
Angle Grinders with Soft Start	72
Die Grinders	73
High Speed Cut-Off Saw	74
Shear	75
Nibbler	75
Accessories	76
Sanding/Polishing	79
Sander Polisher	80
Orbital Sanders	81
Random Orbital Sanders	82
Belt Sanders	83
Accessories	84

Sawing	85
Circular Saws	86
Dust Collection Circular Saw	88
Compound Mitre Saw	89
Slide Compound Mitre Saw	91
Table Saw	94
Jig Saw	95
Reciprocating Saws	96
Accessories for Circular Saws	97
Accessories for Mitre Saws	98
Planing/Routing	99
Planers	100
Accessories For Planers	101
Trimmer	101
Single Speed Routers	102
Variable Speed Router	102
Vacuums / Blowers / Heat Guns	103
Heat Guns	104
Blower/Vaccum	104
Wet & Dry Vacuum	105
Accessories for Vacuums	105
High Preeure Washers	107
High Pressure Washers	108
Accessories for High Pressure Washers	109
Engine	111
Grass Trimmers and Brush Cutters	113
Multi-Task Tool	115
Grass Trimmers and Brush Cutters Accessories	116
Blowers & Vacs	117
Chain Saws	118
Hedge Trimmers	120
Petrol Drill	122
Water Pump & Earth Auger	123
OPE Accessories	124
Accessories	127
Hi-Torq Accessory Sets	128
Hex Shank Accessory Sets	128
Drilling Accessory Set Round Shank	129
Drilling & Driving Accessory Sets	129
Impact Socket Sets	131
Mini Grinder Accessory Sets	131
Masonry Drill Bits	132
Demolition Bits	142
Hole Saws	146
Drill Chucks	150
Diamond Saw Blades	153
Abrasive Cutting and Grinding Discs	154
Circular Saw Blades	156
Mitre Saw Blades	157
Fibre Cement Blades	158
Jigsaw Blades	159
Reciprocating Saw Blades	167
Major Parts List	175
Conditions of Warranty	182
Notes	184



























A	A25EB(H4)	123
	AW100	108
	AW130	108
	AW150	109
B	B16RM	50
	C10FCE2(H1)	89
C	C10FCH2(H1)	89
	C10FL	94
	C10FSB	92
	C10FSH	92
	C12LCH	90
	C12LSH(H1)	93
	C12RSH(H1)	93
	C18DBL(H4)	16
	C18DSL(H4)	14
	C6SS	86
	C7MFA(H6)	86
	C7SB2(H6)	86
	C7YA(FCB)	88
	C8FSE(H1)	91
	C8FSHE(H1)	91
	C9BA2(H1)	88
	C9SA2(H1)	88
	CC14SF-6W	74
	CC14SF-6WAGP	74
	CC16SA	74
	CC16SB	74
	CE16SA	75
	CG18DSDL(H5)	14
	CG22EAB(HC)	113
	CG22EAD(HD)	115
	CG22EAS(HD)	113
	CG27EAS(HB)	114
	CG27EAS(HD)	113
	CG-HT(LA)	115
	CG-MC(LA)	115
	CG-PE(LA)	115
	CG-PS(LA)	115
	CH18DSL(H4)	14
	CH22EA2(HB)	120
	CH22EB2(HE)	120
	CH22EC2(HH)	121
	CJ110MV	95
	CJ110MVA	95
	CJ18DSL(H4)	14
	CJ90VST(H1)	95
	CNI6SA	75
	CR13V	96
	CR13VBY(H1)	96
	CR18DSL	15
	CS33EB(HB)	118
	CS33EDT(HA)	118
	CS40EA(HD)	118
	CS51EA(HC)	118



























D	D10VC2	48
	DI3	49
	DI3VB3	48
	DI3VF	49
	DI3VG	49
	D6SH	48
	DA200E(HB)	123
	DB3DL2(HL)	12
	DH18DSL(HJ)	15
	DH24PG(H1)	54
	DH26PC(H1)	54
	DH28PC(H1)	55
	DH28PCY(H1)	54
	DH30PC2	55
	DH36DAL(HL)	35
	DH38MS(H1)	55
	DH40MRY(H1)	56
	DH45MR	55
	DH50MRY	57
	DN18DSL	17
	DS12DVC(HC)	13
	DS18DBL	18
	DS18DSDL	18
	DS18DJL	18
	DS18DVF3	13
	DV13VSS(HA)	51
	DV16V	51
	DV16VSS(HA)	51
	DV18DBL	19
	DV18DSDL	19
	DV18DJL	19
	DV18V	52
	DV20VB2(H8)	52
DV20VB2-SC(H9)	52	
DW25EF(HD)	122	


























F	FCJ65V3	95	
	FSV10SA	81	
G	G10SD2	67	
	G10SN(H1)	67	
	G10SQ(H1)	69	
	G10SR3(H6)	66	
	G10SR3-BP	66	
	G12SE2	69	
	G12SR3(H6)	67	
	G12SR3-BP	67	
	G13SB3	68	
	G13SC2	71	
	G13SE2	69	
	G13SQ(H1)	69	
	G13SR3(H6)	68	
	G13SR3-BP	68	
	G13VA(H1)	68	
	G13YC2	70	
	G18DSL	15	
	G18SE3	71	
	G18UC(H1)	72	
	G18UBY(H1)	72	
	G23SE2	71	
	G23SS(H1)	71	
	G23UB2	72	
	G23UBY	72	
	GP2S2(H1)	73	
	GP3V(H1)	73	
	GP5V(H1)	73	
	H	H41MB	58
		H45MRY(H1)	58
		H65SB2	59
	K	H90SB	59
		KC10DFL(HL)	12
		KC18DDL(HJ)	31
KC18DGD(LH)		32	
KC18DGDL(HJ)		32	
KC18DGRL(HJ)		32	
KC18DML(HJ)		29	
KC18DOL(HJ)		30	
KC18DSRL(HJ)		30	
KC18DSVL(HF)		29	
M	M12SE(H1)	102	
	M12VE(H1)	102	
	M6SB	101	
	M8SA2	102	
N	MPS18(HJ)	33	
	N3804AB3(H2)	42	
	NC65AC	44	
	NR90AD(H2)	43	
	NT50AE2(H2)	42	
	NT65AB	44	
	NT65M2(H2)	42	
	NT65MA4(H2)	43	
	NV65AF3	43	

P	PI3F	101
	PI8DSL	17
	P20SF(H1)	100
	P20ST	100
R	PACK 259	44
	R18DSL(H4)	27
	RB18DSL(H4)	27
	RB24EA(HD)	117
	RB24ES(H2)	117
	RB24ESV(H3)	117
	RB40VA	104
	RB65EF(HB)	117
	RH600T	104
	RH650V	104
S	RP30Y	105
	SAY150A	82
	SB10V2(H1)	83
	SB8V2	83
	SMPS18(HJ)	34
	SPI8VA	80
	SV12SD	81
	SV12SG	81
	SV12SH	81
	SV13YA(H1)	82
U	SV13YB(H1)	82
	UB10DL	12
	UB12DL	13
	UB18DAL	28
	UB18DGL	28
	UB18DJL	28
V	UB18DSL	28
	UF18DSL	27
	UR18DSL2	27
	VTV16	52
	W6VB3	62
	W8VB2	62
W	WF18DSL	20
	WH18DDL	22
	WH18DSDL	21
	WM18DBL	24
	WR16SA(H7)	63
	WR18DBDL	26
	WR18DSDL	26
	WR18DSDL	26
WR22SA	63	

Icons

	Electric Brake
	Variable Speed
	2-Speed Gear
	Reversible
	Eco-Products
	Battery Amp Hour & Charge Time
	Carbon Brush
	Spindle Lock
	Orbital Cutting Action
	Double Insulation
	Electronic Constant Speed Control
	Shock Absorbing Handle Type
	Electronic Soft Start Control
	Dust Extracting Type
	Random Orbit Action
	Carry Case
	28mm Hex Bit Shank
	30mm Hex Bit Shank
	SDS Plus
	SDS Max
	Fast Cutting Speed
	For Cutting Various Thicknesses
	For Straight Cutting with Clean Results
	For Straight Cutting with Rough Results
	For Curved Cutting with Clean Results
	For Curved Cutting with Rough Results

	For Cutting Thick Materials
	Teeth are Set and Ground
	Set Mode on '0' Without Orbital Action
	Quantity in Pack
	Material
	Stainless / Inox
	Metal
	Sheet Metal
	Metal Pipe
	Non Ferrous Metal
	Aluminium
	Steel Pipe / Cast Pipe
	Fibreglass
	PVC / Plastic
	Metal Tube
	Wood with Nails
	Solid Wood
	Chipboard
	Compressed Plywood
	Green Wood
	Limestone
	Poroton
	Cement Bound Chipboard
	Plasterboard
	0-voltage restart
	Aerated Material

	Bricks
	Tiles
	Gypsum Board
	Ceramic Tiles
	Stainless
	Wood with Nails
	Metal Profile Plate, Pipe
	Metal Plate
	Aluminium
	Profile Pipe - SHS
	Plastic
	Soft Wood Boards
	Plywood
	Coarse Wood
	Metal Sheet
	Plasterboard
	Fibre Cement
	Sandwich Material
	High Sawing Power and Long Life
	High Speed Steel
	For Cutting Softer Material
	SDS Plus 4 Cutter Tip
	SDS Plus 2 Cutter Tip
	PGM Certificate
	SDS Max 4 Cutter Tip

CORDLESS



HITACHI
Inspire the Next⁺

Introducing The Brilliant New 5.0Ah 18V Li-ion Battery



**A tradesperson is only as good as their tools.
That's why smart tradespeople choose Hitachi.**

For 100 years and more, Hitachi has pioneered one amazing innovation after another. It's Japanese engineering at its absolute finest. Compact, reliable, totally unstoppable. The latest example of which is the revolutionary new 5.0Ah 18V Li-ion battery, designed to power every single tool in the huge Hitachi 18V cordless slide range.

There's a Hitachi 18V slide power tool to suit every job, large or small, from circular saws, jig saws, angle grinders, drills, drivers, wrenches, trimmers and more. All designed to get your job done smoothly and efficiently.

Best of all, now you just slide on your 5.0Ah super high capacity battery pack and power on for twice as long!



Twice the running time.

The brilliant new 5.0Ah 18V Li-ion battery in combination with the brushless motor delivers you up to 200% longer running time on a single charge than the 3.0Ah in the conventional brushed motor. In this game time is money. So now Hitachi technical excellence gives you more uninterrupted time on the job and more productivity.



Same size, same weight.

For all its superior engineering and power packed performance, the new 5.0Ah Li-ion battery is the same size and weight as the 3.0Ah. Like so many other Hitachi innovations, it's compact and clever. Which makes it the lightweight, heavy-duty performer that's a pleasure to work with.



Fully compatible with entire range.

Here's the best news of all. The amazing new Hitachi super high capacity 5.0Ah Li-ion battery is fully compatible with the entire Hitachi 18V slide range. Just slide on, power up and work stronger for longer.

THE HITACHI DIFFERENCE

CORDELESS

PNEUMATIC

DRILLING

ROTARY &
DEMOLITION

FASTENING

GRINDING
& CUTTING

SANDING &
POLISHING

SAWING

PLANING &
ROUTING

VACUUMS/
BLOWER/
HEAT GUNS

HIGH
PRESSURE
WASHERS


ENGINE

ACCESSORIES

MPC

Hitachi Li-ion batteries have a multiple protection circuit fitted that monitors every cell in the battery.

This protects the battery and tool by providing overload protection which stops the tool instantly in the event of a jam or overload. It gives over charge and over discharge protection which ensures the battery life is extended.



**200%
EXTENDED**

**LONG LIFE
& SAFETY**

With Multiple
Protection Circuit

Li-ion

Thanks to advances in battery technology, Lithium ion batteries weigh up to 40% less than their Ni-Cd and Ni-MH equivalent. Each Lithium ion cell can store considerably more energy than older style battery technology.

Lightweight batteries mean lightweight tools! This results in reduced user fatigue during extended work periods.



**-40% Li-ion
LIGHTWEIGHT**

Cooling

Hitachi smart cooling chargers allow for constant communication between the battery and charger during the charging process.

The smart charger will cool the batteries during charging and if necessary, will also cool the battery before charging to prevent damage. It has inbuilt overcharge protection and a back up charge timer to ensure no damage is caused during charging. This technology significantly extends battery life.



**SMART
CHARGER**

Comfort

Improved technology has enabled a significant upgrade of Hitachi power tool ergonomics. Improved ergonomics allows for better communication between the user and the tool, improved user comfort, reduced fatigue and most importantly reduced injury risk.



**ERGONOMIC
DESIGN**



New Technology



Increased Power & Performance

Traditional Motors

In carbon brushed motors, carbon brushes contact the motor to complete the circuit and power the tool. Brushes wear and occasionally need maintenance for replacement. The mechanical contact of the brushes on the motor cause electrical loss and frictional resistance, as well as heat build-up and contact wear - all of which rob the motor of performance and decrease durability. A mechanical contact switch must be used to control the increased and decreased flow of electricity to the motor, which causes further electrical loss and wear.

Brushless Motors

In brushless motors a micro-processor controls the current flow through the motor. This means there are no carbon brushes which reduces maintenance and unexpected downtime. Due to lack of mechanical contact on the motor, minimal heat and motor wear occur. This results in vastly improved electrical efficiency and power transfer. An optical switch is used to communicate with the micro-processor, providing a more responsive variable speed actuation and wear-resistant switch assembly.

What is ACS (Active Control System)?

ACS is an intelligent electronic process that works in conjunction with the Hitachi brushless motor improving performance and efficiency. The functions of the ACS varies dependant on the model.

In the WH18DDL IP56 Brushless Motor Impact Driver, the ACS provides an Anti Cam-out system which reduces driver bit slippage from screw heads. Where as in the C18DBL Brushless Motor Circular Saw, when the load increases during the Silent mode, the tool will automatically switch over to the Power mode and revert back to the Silent mode when the load decreases.

Why Brushless?

Increased Durability

Extreme tool durability via low friction motor operation which produces less heat

Longer Battery Life

Improved efficiency means up to 50% increased run time per battery for more work with less downtime

Increased Power & Performance

Due to improved electrical efficiency and power transfer

Higher Power to Weight Ratio

Brushless technology allows smaller motors to produce more power resulting in a more compact power tool



Hitachi's micro-processor controlled brushless power tools are designed for longer battery life, increased durability, higher power to weight ratio and advanced settings.

Electronic Controls

Hitachi's Brushless Technology is delivered via a micro-processor chip. Located beneath the tool grip, it manages the tool's motor and makes the tool capable of advanced digital speed settings for ultimate precision and control by the user.

Electronic Switch

Electronic switches are more efficient in transferring energy and only require half the pull force of conventional switches. This results in longer battery and tool life, whilst reducing user fatigue & discomfort.



Electronic Control Panel

The electronic control panel allows accurate adjustment of multiple tool functions with the simple push of a button. This includes speed selector, ultra bright white LED, battery indicator & an impact rate selector (selected impact models only).



Rotational Speed Selector
(selected models only)



Impact Rate Selector
(selected impact models only)

Battery Indicator

Checks the status of the charge by simply pressing the battery indicator.

LED Selector (On/Off)

Selector activates LED for improved visibility.



Hitachi's Digital Control Panels will vary depending on the tool

Speed Settings Indicator

Rotational speed indicator. (selected models only)

Impact Rate Indicator

Enables the user to select between the single and continuous impact mode. (selected impact models only)

The Brushless Range



Brushless Motor Technology

For increased performance, runtime & durability

Electronic Switch

Requiring 50% less operating force and provides 'stepless' linear motor acceleration

Ergonomic Design

Reduced weight and size for increased user comfort

Ultra bright white LED

For improved visibility



Digital Control Panel

Accurate adjustment of multiple tool functions

Lithium Ion Batteries

Lightweight and compact. When combined with brushless tools, runtime is greatly increased over traditional brushed motors



18V

The Hitachi Cordless Solution



Get a Set

All Hitachi cordless sets come standard with two batteries, charger and a carry case. This provides you with what you need to get the job done.

The advantage of getting a set doesn't end there - Hitachi's system compatibility means your batteries and charger are capable of powering numerous other Hitachi cordless power tools.



Get Naked!

If you already own a Hitachi cordless product, chances are it came with two batteries and a charger. To save money build your own customised tool kit for much less as most Hitachi cordless tools are available without batteries and chargers.

For example simply order any one of our 18V Li-ion slide models "NAKED" and it will come without batteries and a charger saving you hundreds of dollars.

It offers ultimate flexibility because you can build your own tool kit at your own pace, gradually adding extra "NAKED" tools as you need them.



Get The Lot!

To make life easier Hitachi has specially designed combination packs with different cordless tools to suit many common applications or trades.

These combination packs have two or more cordless tools and represent significant value when building your own system.

Or with one of Hitachi's MEGA PACKS you are loaded up with everything you need to get EVERY job done!



Fully Compatible with Entire 18V Slide Range



IP56 Impact Driver
WH18DDL



Driver Drill
DS18DBL



Impact Wrench
WR18DBDL



125mm Angle Grinder
G18DSL



Reciprocating Saw
CR18DSL



Circular Saw
C18DSL



Circular Saw
C18DBL **NEW**



Impact Driver Drill
DV18DBL



Automatic Screw Driver
WF18DSL



82mm Planer
P18DSL



Jig Saw
CJ18DSL



Radio
UR18DSL2



Available August 2014

Electronic Pulse Driver
WM18DBL



**SLIDE ON
& POWER UP**
FOR TWICE THE TIME

5.0Ah
SUPER HIGH
CAPACITY
HITACHI LI-ION

25Ah
HIGH CAPACITY
COMPACT
HITACHI LI-ION

Fan
UF18DSL



Impact Driver Drill
DV18DJL



Available July 2014

Impact Driver
WH18DSL



Impact Driver Drill
DV18DSL



Driver Drill
DS18DSL



Driver Drill
DS18DJL



Rotary Hammer
DH18DSL



Impact Wrench
WR18DSL



High Torque Impact Wrench
WR18DSL



Angle Drill
DN18DSL **NEW**



Available August 2014

Torch
UB18DAL



Torch & Worklight
UB18DJL **NEW**



Available August 2014

Wet and Dry Vacuum
R18DSL



Lantern
UB18DSL



Worklight
UB18DGL **NEW**



Hedge Trimmer
CH18DSL



Grass Trimmer
CG18DSL



Blower and Vacuum
RB18DSL



HITACHI
Inspire the Next

CORDLESS

PNEUMATIC

DRILLING

ROTARY & DEMOLITION

FASTENING

GRINDING & CUTTING

SANDING & POLISHING

SAWING

PLANING & ROUTING

VACUUMS / BLOWER / HEAT GUNS

HIGH PRESSURE WASHERS

ENGINE

ACCESSORIES

CORDELESS

PNEUMATIC

DRILLING

ROTARY & DEMOLITION

FASTENING

GRINDING & CUTTING

SANDING & POLISHING

SAWING

PLANING & ROUTING

VACUUMS / BLOWER / HEAT GUNS

HIGH PRESSURE WASHERS

ENGINE

ACCESSORIES

3.6V CASSETTE

DB3DL2(HL) 3.6V Cassette Pencil Driver Drill



- Lightweight and ergonomic slim soft grip handle ensures comfort and reduces user fatigue
- Compact size with convertible action from straight to angled ensures convenient use
- Manual tightening mechanism allows model to be used as a manual screwdriver
- Lock button to prevent inadvertent motor start up
- Tool features multiple protection circuit that protects the battery & tool from overload, over heat, over discharge & over charge
- 21 stage adjustable clutch
- 2 speed gear box
- Ultra bright white LED for improved visibility

Specifications

Max. torque	5Nm
No load speed	200 / 600 (min-1)
Weight	0.45kg (with EBM315 battery)
Length	Straight: 268mm / Angled : 210mm (with EBM315 battery)
Battery type	EBM315: 3.6V 1.5Ah Lithium ion cassette
Standard accessories	2 x EBM315 batteries, charger, driver bit and carry case



10.8V CASSETTE

KC10DFL(HL) 10.8V Cassette 2 Piece Pack



Pack Includes:

- DS10DFL – Driver drill
- WH10DFL – Impact driver
- 2 x BCL1015 – 1.5Ah batteries
- UC10SFL – 10.8V charger
- Carry bag
- Compact & lightweight reducing user fatigue and increasing useability in multiple trade and DIY applications
- Ergonomic soft grip handle for increased user comfort and reduced user fatigue
- Ultra bright white LED for improved visibility
- Li-ion batteries feature multiple protection circuit that protects the battery & tool from overload, over heat, over discharge & over charge



UB10DL(B0) 10.8V Cassette Torch Naked



- Adjustable head which pivots 180 degrees in eight steps
- Shoulder strap for convenient portability and long term use
- Stable base for hands free use
- Remaining battery indicator
- Replacement bulbs available separately: 330267 (2pce)

Specifications

Illumination	1000Lx (using fully charged 10.8V battery)
Continuous operating time	Approx. 4.5 hours (using fully charged 1.5 Ah BCL1015 battery)
Weight	170g (without battery)
Length	182mm (without battery)
Battery type	Compatible with 10.8V cassette batteries
Standard accessories	Shoulder strap. Optional batteries and charger available separately



Available Naked Only

12V CASSETTE

Specifications

Capacity	Wood	24mm
	Steel	12mm
Max. torque	24Nm	
No load speed	0 – 350 / 0 – 1,400 (min-1)	
Chuck type	10mm keyless	
Weight	1.3kg (with BCC1212 battery)	
Length	190mm (with BCC1212 battery)	
Battery type	BCC1212: 12V 1.2Ah Ni-Cd cassette	
Standard accessories	2 x BCC1212 batteries, charger, driver bit and carry case	



- Lightweight and ergonomic slim soft grip handle ensures comfort and reduces user fatigue
- Compact size and high power ensures convenient & easy use to suit multiple trade & DIY applications
- Fan cooled motor ensures motor life is extended
- Keyless chuck ensures quick and easy bit changes
- 21 stage adjustable clutch
- 2 speed gear box

DS12DVC(HC) 12V Cassette Driver Drill



Specifications

Illumination	12V: 380Lx/9.6V: 330Lx	
Continuous operating time (with 3.0Ah battery)	LED: 150 hours	Fluorescent lamp: 3.6 hours
Weight	400g (without battery)	
Length	299mm (without battery)	
Battery type	Compatible with 9.6V-12V Ni-Cd and Ni-MH batteries	



- Rotary hooked handle which can be locked into 8 different positions for hanging anywhere
- Stand to provide stability no matter what battery is inserted
- Strap attachment holes for attaching a user's strap
- Automatic LED switching function which kicks in when battery voltage reduces to avoid sudden blackout
- LED small light which consumes less power

UB12DL 12V Cassette Lantern Naked



Available Naked Only

18V CASSETTE

Specifications

Capacity	Metal	13mm
	Wood	38mm
No load speed	Low	0 – 400 (min-1)
	High	0 – 1,200 (min-1)
Max. torque	Max.	45Nm
	Hard	57Nm
Weight	2.0kg (with BCC1815 battery)	
Length	220mm (with BCC1815 battery)	
Battery type	BCC1815: 18V 1.5Ah Ni-Cd cassette	
Standard accessories	2 x BCC1815 batteries, charger, UB18D torch, 7 piece bit set and carry case	



- 2 speed gearbox
- Compact & lightweight with convenient belt hook
- 13mm keyless chuck provides effortless useability
- Ergonomic soft grip handle for increased user comfort and reduced fatigue
- Includes torch and bit set
- 22 stage adjustable clutch
- Compatible with 18V Ni-Cd, Ni-MH and Li-Ion cassette batteries

DS18DVF3 18V Cassette Driver Drill Kit 06450215



CORDLESS

PNEUMATIC

DRILLING

ROTARY & DEMOLITION

FASTENING

GRINDING & CUTTING

SANDING & POLISHING

SAWING

PLANING & ROUTING

VACUUMS / BLOWER / HEAT GUNS

HIGH PRESSURE WASHERS

ENGINE

ACCESSORIES

18V SLIDE

CG18DSDL(H5)

18V Slide Cordless Grass Trimmer Naked



Available Naked Only



- Disc Motor unique to Hitachi spins the nylon trimming head directly for low noise and low vibrations
- Boost Circuit prevents the drop in rotational speed when under load by increasing the power to 38V
- Twin line cutting head accepts from 2.0mm to 3.0mm nylon line
- Lightweight & well balanced straight shaft design is engineered for use around the home
- On/off switch combined with a power & battery level indicator light lets the user know when the trimmer is ready for use or requiring a charge
- Optional Li-ion batteries feature multiple protection circuit that protects the battery & tool from overload, over heat, over discharge & over charge

Specifications

No load speed	5,000 (min-1)
Cutting path	310mm
Max. line diameter	3.0mm x 3m
Full load noise	63dB(A)
Weight	4.3kg (with BSL1850 battery)
Length	1670mm (with BSL1850 battery)
Battery type	Compatible with all Hitachi 18V Slide batteries from 1.5Ah through to 5.0Ah
Standard accessories	Box wrench, hex wrench and safety glasses. Optional batteries and charger available separately



CH18DSL(H4)

18V Slide Cordless Hedge Trimmer Naked



Available Naked Only



- Long 520mm cutting blade bar offering up to 15mm cutting capacity
- Dual action double sided and double edged blades provide fast and efficient trimming
- Large front handle with safety switch ensures the trimmer will only operate when both hands are used
- Soft grip rubber rear handle offers an ergonomic feel with non slip performance
- Optional Li-ion batteries feature multiple protection circuit that protects the battery & tool from overload, over heat, over discharge & over charge

Specifications

No load speed	1,100 (min-1)
Cutting bar length	520mm
Cutting capacity	15mm
Weight	2.4kg (with BSL1850 battery)
Length	846mm (with BSL1850 battery)
Battery type	Compatible with all Hitachi 18V Slide batteries from 1.5Ah through to 5.0Ah
Standard accessories	Cutting blade bar cover. Optional batteries and charger available separately



C18DSL(H4)

18V Slide 165mm Circular Saw Naked
01857513



Available Naked Only



- 90° fine adjustment screw underneath the base enables user to easily ensure blade is set accurately
- Electric brake rapidly stops blade from rotating, increasing user safety
- Bright light for well lit work area
- Safety switch lever and the light switch are integrated into one switch for increased safety
- Remaining battery indicator allows the user to read the amount of charge within the battery
- Optional Li-ion batteries feature multiple protection circuit that protects the battery & tool from overload, over heat, over discharge & over charge

Specifications

Capacity	90° : 57mm / 45° : 40mm
No Load Speed	3,400 (min-1)
Blade	165mm 24TPI
Angle Cutting	0 – 45°
Weight	3.2kg (with BSL1850 battery)
Length	365mm (with BSL1850 battery)
Battery Type	Compatible with all Hitachi 18V Slide batteries from 1.5Ah through to 5.0Ah
Standard Accessories	Blade, wrench and parallel guide. Optional batteries and charger available separately



CJ18DSL(H4)

18V Slide Jig Saw Naked
01857530



Available Naked Only



- 3 stage orbital action enables faster cutting of timber material
- Powerful dust blowing mechanism that blows off dust by using the air from the motor cooling fan easing sight of cutting line
- Ergonomic soft grip D handle for increase user comfort and reduced fatigue
- Alloy base provides strength and precision cutting
- Tool-less blade change for quick, easy blade replacement
- Remaining battery indicator allows the user to read the amount of charge within the battery
- Optional Li-ion batteries feature multiple protection circuit that protects the battery & tool from overload, over heat, over discharge & over charge

Specifications

Capacity	Wood 135mm Steel 10mm
No load speed	0 – 2,400 (min-1)
Stroke length	26mm
Blade type	Standard bayonet
Angle cutting	0 – 45° left and right
Weight	2.4kg (with BSL1850 battery)
Length	277mm (with BSL1850 battery)
Battery type	Compatible with all Hitachi 18V Slide batteries from 1.5Ah through to 5.0Ah
Standard accessories	Blade, splinter guard and chip cover. Optional batteries and charger available separately



18V SLIDE

Specifications

999068

Capacity	Steel pipe	90mm
	Wood	90mm
	Steel plate	10mm
No load speed	0 – 2,100 (min-1)	
Stroke length	28mm	
Weight	3.4kg (with BSL1850 battery)	
Length	434mm (with BSL1850 battery)	
Battery type	BSL1850: 18V 5.0Ah Lithium Ion Slide	
Standard accessories	2 x BSL1850 batteries, cooling charger, carry case, blade and wrench	



- Ergonomic soft grip handle for increased comfort and reduced fatigue
- Tool-less blade change for quick, easy blade replacement
- Large size trigger switch for user comfort
- Externally accessible brushes facilitating easy service
- Blade can be mounted in either upward or downward direction easing and extending applications
- Safety lock off button to prevent accidental start up
- Remaining battery indicator allows the user to read the amount of charge within the battery



CR18DSL(HJ)
18V Slide Reciprocating Saw
01857394



Also Available 'Naked'
CR18DSL(H4)
01857547



Specifications

999054

Wheel diameter	125mm
No load speed	9,100 (min-1)
Hole diameter	22mm
Spindle Thread	M14 x 2
Weight	1.8kg (with BSL1850 battery)
Length	293mm (with BSL1850 battery)
Battery type	BSL1850: 18V 5.0Ah Lithium ion slide
Standard accessories	2 x BSL1850 batteries, cooling charger, carry case, grinding disc, wrench and side handle

- Compact & lightweight with a 182mm grip diameter
- The soft grip handle is easy to control and the small grip perimeter allows for convenient operation in narrow spaces
- Safety anti-start override circuit protects the operator from the risk of sudden start of operation when the battery is loaded while the slide switch is turned on
- Externally accessible brushes facilitating easy service
- Compatible with both 115mm & 125mm standard discs
- Remaining battery indicator
- Aluminium cover for high rigidity



G18DSL(HJ)
18V Slide 125mm Angle Grinder
01691100



Also Available 'Naked'
G18DSL(H5)
01857615



Specifications

999100

Capacity	Masonry	16mm
	Wood	18mm
	Steel	13mm
No load speed	0 – 750 / 0 – 1,500 (min-1)	
Impact rate	0 – 3,100 / 0 – 6,200 (min-1)	
Chuck type	SDS Plus	
Weight	2.2kg (with BSL1850 battery)	
Length	276mm (with BSL1850 battery)	
Battery type	BSL1850: 18V 5.0Ah Lithium ion slide	
Standard accessories	2 x BSL1850, cooling charger, carry case, side handle and depth gauge. Drill bit not included	



- Idle striking prevention mechanism eases drilling whilst preventing damage to the tool, drill bit and application
- Power / save mode is a two power mode allowing the user to select the suitable speed for the job. Save mode for small bits or power mode for larger bits
- Ergonomic soft grip handle for increased comfort and reduced fatigue
- Ultra bright white LED for improved visibility
- Externally accessible brushes facilitating easy service
- Remaining battery indicator allows the user to read the amount of charge within the battery



DH18DSL(HJ)
18V Slide Rotary Hammer
01857411



Also Available 'Naked'
DH18DSL(H4)
01857564



18V SLIDE

C18DBL(H4)

18V Slide Brushless Motor
125mm Circular Saw

NEW

Available August 2014



500
CUTS PER CHARGE*



INCLUDES
2xTCT
BLADES

797202: 125mm x 20mm x 20T Timber
Blade sold separately



Specifications

999054

Capacity	90° : 47mm / 45° : 30mm
No load speed	Power mode 5,000 (min-1)
	Silent mode 3,000 (min-1)
Runtime	500 cuts per charge*
Blade	125mm
Angle cutting	0 - 45°
Weight	2.6Kg (with BSL1850 battery)
Dimensions (L x W x H)	280mm x 168mm x 237mm (with BSL1850 battery)
Battery type	Compatible with all Hitachi 18V Slide batteries from 1.5Ah through to 5.0Ah
Standard accessories	2 x Blades, wrench, and parallel guide. Optional batteries and charger available separately

- Able to make over 500 cuts from a single charge with the BSL1850 18V 5.0Ah Li-ion battery
- Max 47mm depth of cut ensures this model can perform the majority of work required with a circular saw
- Rotation speed change over function : Power mode / Silent mode reduces max motor RPM enabling efficient work with less noise. When the load increases during Silent mode, the tool will automatically switch over to Power mode and revert back to Silent mode when the load decreases. In Power mode, no change is made to Silent mode even when the load decreases.
- Overload protection cuts off the power to the motor in the event of overloading the motor or a conspicuous reduction in rotational speed during operation. This improves safety for the user plus protects the motor and battery from damage
- Electric brake rapidly stops blade from rotating, increasing user safety
- Soft start function increases safety and control by reducing kickback on start up
- Brushless motors are 30% more efficient than conventional models as no energy is wasted through brush friction thus extending battery run time
- Electronic switches are more efficient in transferring energy and only require half the pull force of conventional switches
- Quick lever cutting height adjustment enables tool-less fine tuning for accurate depth setting
- Easy bevel adjustment lever enables tool-less fine tuning for accurate angle cutting
- 90° fine adjustment screw underneath the base enables user to easily ensure blade is set accurately
- Ultra bright twin LED for well lit work area
- Ambidextrous safety switch lever and light switch are integrated into one switch for increased safety
- Remaining battery indicator allows the user to read the amount of charge within the battery
- Exceptional ergonomics with a slim grip handle for increased user comfort and significantly reduced weight and size
- At only 2.6kg and 280mm in length with centre balanced form to help reduce user fatigue making this one of the most lightweight and compact cordless circular saws on the market
- On board tool for quick and easy blade change over
- Rubber buffers to protect motor housing from damage and for easy standing while changing blade
- Cooling charger maintains constant communication with the battery to monitor the charging process. The charger will cool the battery during the charge cycle to prevent damage and extend longevity.
- Optional Li-ion batteries feature multiple protection circuit that protects the battery & tool from overload, over heat, over discharge & over charge



ACS
Active Control System

Available Naked Only

*Tested when using BSL1850 Cutting 70 x 35mm Radiata Pine



18V SLIDE

Specifications

Cutting width	82mm
Max. Cutting Depth	2.0mm
Max. Rebating depth	9.0mm
No load speed	16,000
Weight	3.3kg
Dimensions (L x W x H)	332mm x 166mm x 160mm
Battery type	BSL1850: 18V 5.0Ah Lithium ion slide
Standard accessories	2 x BSL1850 batteries, cooling charger, 4 x 82mm reversible TCT blades, carry case

- 82mm cutting width for increased work efficiency
- Powerful cutting with a max cutting depth of 2.0mm and 9mm rebating depth
- Heavy duty aluminium end bracket for increased strength and endurance
- Rear stand for added user safety and protection of blades
- Optional dust adaptor enables optional elbow and dust bag attachment to be fitted for increased safety
- Remaining battery indicator allows the user to read the amount of charge within the battery
- Exceptional ergonomics with a slim grip angled handle for increased user comfort
- Super high capacity 5.0Ah Li-ion batteries with multiple protection circuit provide long run time and protects the battery & tool from overload, over heat, over discharge & over charge



Optional dust adaptor (334502) enables dust bag or elbow attachment



Optional dust bag (322955)



Optional elbow attachment (334503)



NEW

P18DSL(HJ)
18V Slide 82mm Cordless Planer



Also Available 'Naked'
P18DSL(H4)



Specifications

Capacity	Wood	28mm
	Metal	10mm
No load speed	0 – 1,800 (min-1)	
Chuck type	10mm keyless	
Length	326mm (with BSL1825 battery)	
Head height	88mm	
Weight	1.7kg (with BSL1825 battery)	
Battery type	BSL1825: 18V 2.5Ah Lithium ion slide	
Standard accessories	2 x BSL1825, side handle, charger and carry case	

- Compact head height ensures this model can be used for working in confined areas
- Variable speed switch with braking function allows the unit to stop rotation immediately when the trigger is released further enhancing safety.
- 10mm keyless one piece chuck provides high strength & effortless usability
- Compact and lightweight with convenient steel belt hook ensures reduced user fatigue
- Ultra bright white LED for improved visibility
- Ergonomic soft grip handle for increased user comfort and reduced fatigue
- High capacity compact 2.5Ah Li-ion batteries with multiple protection circuit provide long run time and protects the battery and tool from overload, over heat, over discharge and over charge



DN18DSL(HF)
18V Slide Angle Drill

NEW



Available August 2014

Also Available 'Naked'
DN18DSL(H4)



CORDLESS

PNEUMATIC

DRILLING

ROTARY & DEMOLITION

FASTENING

GRINDING & CUTTING

SANDING & POLISHING

SAWING

PLANING & ROUTING

VACUUMS / BLOWER / HEAT GUNS

HIGH PRESSURE WASHERS

ENGINE

ACCESSORIES

18V SLIDE

DS18DJL(HF) 18V Slide Driver Drill

NEW



Available July 2014

Also Available 'Naked'
DS18DJL(H4)



- 2 speed gearbox with all metal gears ensures maximum power, performance and resilience
- 22 stage adjustable clutch allows for a precise adjustment when driving screws
- Ultra bright white LED for improved visibility
- Ergonomic soft grip handle for increased user comfort and reduced fatigue
- Compact and lightweight with convenient steel belt hook
- 13mm single sleeve keyless chuck with automatic spindle lock provides effortless usability
- High capacity compact 2.5Ah Li-ion batteries with multiple protection circuit provide long run time and protects the battery and tool from overload, over heat, over discharge and over charge

Specifications

Capacity	Wood	38mm
	Metal	13mm
Max. torque	Max.	45Nm
	Hard	55Nm
No load speed	0 – 450 / 0 – 1,250 (min-1)	
Chuck type	13mm keyless	
Weight	1.7kg (with BSL1825 battery)	
Length	213mm (with BSL1825 battery)	
Battery type	BSL1825: 18V 2.5Ah Lithium ion slide	
Standard accessories	2 x BSL1825 batteries, charger and carry case	



DS18DSDL(HJ) 18V Slide Driver Drill

01857445



Also Available 'Naked'
DS18DSDL(H4)

01857581



- 13mm single sleeve metal keyless chuck with automatic spindle lock provides high strength & effortless usability
- Ergonomic soft grip handle for increased user comfort and reduced fatigue
- Compact & lightweight with convenient belt hook
- Externally accessible brushes facilitating easy service
- Ultra bright white LED for improved visibility
- 22 stage adjustable clutch and 2 speed gear box
- Aluminium cover for high rigidity
- Super high capacity 5.0Ah Li-ion batteries with multiple protection circuit provide long run time and protects the battery & tool from overload, over heat, over discharge & over charge

Specifications

999054

Capacity	Wood	65mm
	Metal	13mm
No load speed	Max.	80Nm
	Hard	95Nm
Max. torque	Soft	46Nm
	Chuck type	13mm keyless
Weight	2.1kg (with BSL1850 battery)	
Length	228mm (with BSL1850 battery)	
Battery type	BSL1850: 18V 5.0Ah Lithium ion slide	
Standard accessories	2 x BSL1850 batteries, cooling charger, carry case and driver bit	



DS18DBL(HJ) 18V Slide Brushless Driver Drill

01615858



Also Available 'Naked'
DS18DBL(H4)



Specifications

Capacity	Wood	65mm
	Metal	13mm
No load speed (low)	High mode	0 – 400 (min-1)
	Medium mode	0 – 350 (min-1)
	Low 2 mode	0 – 300 (min-1)
	Low 1 mode	0 – 200 (min-1)
No load speed (high)	High mode	0 – 1,800 (min-1)
	Medium mode	0 – 1,500 (min-1)
	Low 2 mode	0 – 1,300 (min-1)
	Low 1 mode	0 – 1,000 (min-1)
Torque	Max.	67Nm
	Hard	85Nm
Soft	41Nm	
	Weight	2.0kg (with BSL1850 battery)
Length	206mm (with BSL1850 battery)	
Battery type	BSL1850: 18V 5.0Ah Lithium ion slide	
Standard accessories	2 x BSL1850 batteries, cooling charger, driver bit and carry case	

- Brushless motors are 30% more efficient than conventional models as no energy is wasted through brush friction thus extending battery run time
- Brushless motors generate more power providing higher torque levels and workload capacities
- Electronic switches are more efficient in transferring energy and only require half the pull force of conventional switches
- The rotational speed selector allows 8 speeds to be selected enabling a wider range of applications over conventional models
- Super high capacity 5.0Ah batteries with multiple protection circuit provide long run time and protects the battery & tool from overload, over heat, over discharge & over charge



18V SLIDE

Specifications

Capacity	Wood	38mm
	Metal	13mm
No load speed	0 – 350 / 0-1,400 (min-1)	
Impact rate	0 – 4,900 / 0-19,600 (min-1)	
Max. torque	Max.	45Nm
	Hard	55Nm
Weight	1.7kg (with BSL1825 battery)	
Length	220mm (with BSL1825 battery)	
Battery type	BSL1825: 18V 2.5Ah Lithium ion slide	
Standard accessories	2 x BSL1825 batteries, charger and carry case	



NEW

DV18DJL(HF)

18V Slide Impact (Hammer)

Driver Drill
02025711



Available July 2014

Also Available 'Naked'
DV18DJL(H4)



- 13mm single sleeve keyless chuck with automatic spindle lock provides effortless usability
- 2 speed gearbox with all metal gears ensures maximum power, performance and resilience
- 22 stage adjustable clutch allows for a precise adjustment when driving screws
- Ultra bright white LED for improved visibility
- Ergonomic soft grip handle for increased user comfort and reduced fatigue
- Compact and lightweight with convenient steel belt hook
- 13mm keyless one piece chuck provides high strength & effortless usability

Specifications

999054

Capacity	Masonry	16mm
	Wood	65mm
	Metal	13mm
No load speed	0 – 400 / 0 – 1,800 (min-1)	
Max. impact rate	27,000 (min-1)	
	Max.	71Nm
Max. torque	Hard	96Nm
	Soft	43Nm
	Chuck type	13mm keyless
Weight	2.2kg (with BSL1850 battery)	
Length	242mm (with BSL1850 battery)	
Battery type	BSL1850: 18V 5.0Ah Lithium ion slide	
Standard accessories	2 x BSL1850 batteries, cooling charger, carry case and driverbit	



DV18DSDL(HJ)

18V Slide Impact (Hammer)

Driver Drill
01857462



Also Available 'Naked'
DV18DSDL(H4)

01857598



- 13mm single sleeve metal keyless chuck with automatic spindle lock provides high strength & effortless usability
- Ergonomic soft grip handle for increased user comfort and reduced fatigue
- Compact & lightweight with convenient steel belt hook
- Externally accessible brushes facilitating easy service
- Ultra bright white LED for improved visibility
- Aluminium cover for high rigidity
- 22 stage adjustable clutch and 2 speed gear box
- Super high capacity 5.0Ah Li-ion batteries with multiple protection circuit provide long run time and protects the battery & tool from overload, over heat, over discharge & over charge

Specifications

Capacity	Masonry	16mm
	Wood	65mm
	Metal	13mm
No load speed (low)	High mode	0 – 400 (min-1)
	Medium mode	0 – 300 (min-1)
	Low 2 mode	0 – 250 (min-1)
	Low 1 mode	0 – 200 (min-1)
No load speed (high)	High mode	0 – 1,800 (min-1)
	Medium mode	0 – 1,400 (min-1)
	Low 2 mode	0 – 1,100 (min-1)
	Low 1 mode	0 – 900 (min-1)
No load Impact rate	0 – 6,000 / 0 – 27,000 (min-1)	
Max. torque	Max.	74Nm
	Hard	80Nm
	Soft	44Nm
Weight	2.2kg (with BSL1850 battery)	
Length	220mm (with BSL1850 battery)	
Battery type	BSL1850: 18V 5.0Ah Lithium ion slide	
Standard accessories	2 x BSL1850 batteries, cooling charger, driver bit and carry case	



DV18DBL(HJ)

18V Slide Brushless Impact

(Hammer) Driver Drill
01615841



Also Available 'Naked'
DV18DBL(H4)



- Brushless motors are 30% more efficient than conventional models as no energy is wasted through brush friction thus extending battery run time
- Brushless motors generate more power providing higher torque levels and workload capacities
- Electronic switches are more efficient in transferring energy and only require half the pull force of conventional switches
- The rotational speed selector allows 8 speeds to be selected enabling a wider range of applications over conventional models
- Super high capacity 5.0Ah Li-ion batteries with multiple protection circuit provide long run time and protects the battery & tool from overload, over heat, over discharge & over charge

18V SLIDE

WF18DSL(HJ)

18V Slide Automatic Screw Driver



Detachable slider case
allows easy driver bit replacement



High rotation speed
ensures rapid driving of screws



Also Available 'Naked'
WF18DSL(H4)



4 9 6 6 3 7 6 2 2 4 5 8 6



752376: 136.4mm No.2 Phillips driver bit twin pack available separately

752379: 136.4mm No.2 Pozi driver bit twin pack available separately

Specifications

999054

Capacity	Small screw	4mm
Screw length	25 – 41mm	
No load speed	4,200 (min-1)	
Drive	6.35mm hex drive	
Weight	2.1Kg (with BSL1850 battery)	
Length	399mm (with BSL1850 battery)	
Battery type	BSL1850: 18V 5.0Ah Lithium ion slide	
Standard accessories	2 x BSL1850 batteries, cooling charger, 3 x No.2 phillips driver bits, 3 x surface protectors and carry case	

- Surface protector shields work surface from accidental damage
- Quick adjustment button allows fast adjustment for 25 – 41mm screws
- Quick release for fast changing of collated screw strips
- Belt guide on slider case ensures accurate feeding of collated screw strips
- Externally accessible brushes facilitating easy service
- Silent clutch by using a multiple disc clutch system that achieves shock free clutching and low noise operation
- Remaining battery indicator allows the user to read the amount of charge within the battery
- Forward and reverse switch enabling screw to be fastened & retracted for user convenience
- High rotation speed ensures rapid driving of screws
- Detachable slider case allows easy driver bit replacement
- Tool-less depth dial for flush, proud or deep driving
- Super high capacity 5.0Ah Li-ion batteries with multiple protection circuit provide long run time and protects the battery & tool from overload, over heat, over discharge & over charge



Tool-less depth dial
for the convenient adjustment of screws into the application



4 9 6 6 3 7 0 2 2 3 7 5 5



18V SLIDE

Specifications

999054

	Bolt	M6-M14
Capacity	High Tension Bolt	M6 – M14
	Screw	4-10mm
No load speed	0 – 2,000 / 2,600 (min-1)	
Impact rate	0 – 2,400 / 3,200 (min-1)	
Drive	6.35mm hex drive	
Torque	95/176Nm : Save / Power mode	
Weight	1.7kg (with BSL1850 battery)	
Length	162mm (with BSL1850 battery)	
Battery type	BSL1850: 18V 5.0Ah Lithium ion slide	
Standard accessories	2 x BSL1850 batteries, cooling charger, driver bit and carry case	

- Power / save mode is a two power mode allowing the user to select the suitable speed for the job. Save mode for small bits or power mode for larger bits
- Ergonomic soft grip handle for increased user comfort and reduced fatigue
- Externally accessible brushes facilitating easy service
- Compact & lightweight with convenient belt hook
- Ultra bright white LED for improved visibility
- Aluminium cover for high rigidity
- Remaining battery indicator allows the user to read the amount of charge within the battery
- Super high capacity 5.0Ah Li-ion batteries with multiple protection circuit provide long run time and protects the battery & tool from overload, over heat, over discharge & over charge



WH18DSDL(HJ)
18V Slide Impact Driver
02025966



4 900370233069



Also Available 'Naked'
WH18DSDL(H4)
02025983



4 966376198337



CORDLESS

PNEUMATIC

DRILLING

ROTARY & DEMOLITION

FASTENING

GRINDING & CUTTING

SANDING & POLISHING

SAWING

PLANING & ROUTING

VACUUMS / BLOWER / HEAT GUNS

HIGH PRESSURE WASHERS

ENGINE

ACCESSORIES

CORDLESS

PNEUMATIC

DRILLING

ROTARY & DEMOLITION

FASTENING

GRINDING & CUTTING

SANDING & POLISHING

SAWING

PLANING & ROUTING

VACUUMS / BLOWER / HEAT GUNS

HIGH PRESSURE WASHERS

ENGINE

ACCESSORIES

18V SLIDE

WH18DDL(HJ) 18V Slide IP56 Brushless Impact Driver



Multifunction LED
On/Off mode - Trigger mode



Battery Indicator
Displaying the battery level

Specifications

Capacity	Bolt	M5-M16
	High tension bolt	M5-M12
	Machine screw	4-8mm
Torque	Max.	172Nm
	High mode	0 - 3,100 (min-1)
No load speed	Medium mode	0 - 2,200 (min-1)
	Low mode	0 - 900 (min-1)
	S-Mode	0 - 3,100 (min-1)
Impact rate	High mode	0 - 3,400 (min-1)
	Medium mode	0 - 2,600 (min-1)
	Low mode	0 - 800 (min-1)
	S-Mode	0 - 1,600 (min-1)
Drive	6.35mm hex drive	
Weight	1.5kg (with BSL1850 battery)	
Length	128mm (with BSL1850 battery)	
Battery type	BSL1850: 18V 5.0Ah Lithium ion slide	
Standard accessories	2 x BSL1850 batteries, cooling charger, driver bit and carry case	

- Water and Dust Protection rated to the international standard of IP56 dictates the model is highly resistant to the access of hazardous parts including dust protection to a point where dust will not penetrate in a quantity to interfere with satisfactory operation. Furthermore the model incorporates water protection to the point where powerful jets of water projected onto the model will have no harmful effects
- High speed fastening up to 35% faster than conventional models
- Super high rotation speed offering the highest maximum speed in the class
- 172Nm High Torque providing max power for the toughest jobs
- Exceptional ergonomics with a slim grip handle for increased user comfort and significantly reduced weight and size
- At only 1.5kg and 128mm in length to help reduce user fatigue. This is one of the most lightweight and compact impact drivers on the market
- Anti Cam-Out system reduces driver slippage from screw heads
- Increased Anvil precision optimises the speed and impact timing reducing shaking of the bit
- The rotational speed selector allows 4 speeds to be selected enabling a wider range of applications over conventional models including the Hitachi S-Mode for the tightening of self drilling screws
- Multi function ultra bright LED light allows the user to select between trigger co-ordinated LED or ON/OFF switch
- Remaining battery indicator allows the user to read the amount of charge within the battery
- Brushless motors are 30% more efficient than conventional models as no energy is wasted through brush friction thus extending battery run time
- Electronic switches are more efficient in transferring energy and only require half the pull force of conventional switches
- Cooling charger maintains constant communication with the battery to monitor the charging process. The charger will cool the battery during the charge cycle to prevent damage and extend longevity.
- Super high capacity 5.0Ah Li-ion batteries with multiple protection circuit provide long run times and protects the battery & tool from overload, over heat, over discharge & over charge

128mm



Rotation Speed Selector / S - Mode
Tightening mode selector

Examples of tightening mode selector function settings

<p>Low</p> <p>Delicate work</p> <p>Tightening small diameter screws, (6mm or similar), etc.</p>	<p>Medium</p> <p>Light load work</p> <p>Gypsum board paneling, etc. *Select depending on hardness of preparation</p>	<p>High</p> <p>Heavy load work</p> <p>Tightening long screws, coach screws, bolts, etc.</p>	<p>S mode <i>New mode</i></p> <p>Tightening self drilling screws</p> <p>Reduces screw head or shank from breaking. Prevents screw from losing grip in the material by decreasing impact rate</p>
--	---	--	---

The appropriate mode differs depending on the screw and the screwed material. Drive in a few test screws and adjust the mode setting accordingly.



Also Available 'Naked'
WH18DDL(H4)



18V SLIDE



IP56

International Protection (IP) is a standard developed by the International Electrotechnical Commission (IEC) to indicate the degrees of protection provided by enclosures of electrical equipment against access to hazardous parts, ingress of solid foreign objects and ingress of water.

Arrangement of the IP Code:

IP56

Degrees of protection against ingress of water

Degrees of protection against access to hazardous parts and ingress of solid foreign objects

International Protection

IP56 Table

IP 5 x Degrees of protection against ingress of solid foreign objects

0	Non-protected
1	Protected against solid foreign objects of 50 mm ϕ and greater
2	Protected against solid foreign objects of 12.5 mm ϕ and greater
3	Protected against solid foreign objects of 2.5 mm ϕ and greater
4	Protected against solid foreign objects of 1.0 mm ϕ and greater
5	Dust-protected: Ingress of dust is not totally prevented, but dust shall not penetrate in a quantity to interfere with satisfactory operation of the apparatus or to impair safety
6	Dust-tight: No ingress of dust

IP56

IP 6 x Degrees of protection against ingress of water

0	Non-protected
1	Protected against vertically falling water drops
2	Protected against vertically falling water drops when enclosure tilted up to 15°
3	Water sprayed at an angle up to 60° on either side of the vertical shall have no harmful effects
4	Water splashed against the enclosure from any direction shall have no harmful effects
5	Water projected in jets against the enclosure from any direction shall have no harmful effects
6	Water projected from powerful jets against the enclosure from any direction shall have no harmful effects
7	Ingress of water in quantities causing harmful effects shall not be possible when the enclosure temporarily immersed in water under standardized conditions of pressure and time
8	Ingress of water in quantities causing harmful effects shall not be possible when the enclosure is continuously immersed in water under conditions which are more severe than numeral 7

1. Our products offer an extent of resistance to dust and water, however the feature does not warrant that no failure caused by dust or water will happen. Do not use or leave these products under water, or in an area with heavy dust or exposed rain.
2. Only the forms of the tool bodies equipped with batteries conform with the degrees of protection indicated by IP56. That does not warrant separately dust and water resistance of the rechargeable batteries.
3. The cordless impact driver equipped with battery conforms with IP56, but the certification applies only to the main unit. Dust and water resistance of the battery is not

CORDESS

PNEUMATIC

DRILLING

ROTARY & DEMOLITION

FASTENING

GRINDING & CUTTING

SANDING & POLISHING

SAWING

PLANING & ROUTING

VACUUMS / BLOWER / HEAT GUNS

HIGH PRESSURE WASHERS

ENGINE

ACCESSORIES

CORDLESS

PNEUMATIC

DRILLING

ROTARY & DEMOLITION

FASTENING

GRINDING & CUTTING

SANDING & POLISHING

SAWING

PLANING & ROUTING

VACUUMS / BLOWER / HEAT GUNS

HIGH PRESSURE WASHERS

ENGINE

ACCESSORIES

18V SLIDE

WM18DBL(HJ) 18V Slide Brushless Electronic Pulse Driver



Also Available 'Naked'
WM18DBL(H4)



Specifications

Electronic pulse mode	Wood screw	mm	4.2 x 75
	Bolt mode	Ordinary bolt Hightension bolt	M4 – M10 M4-M6
Capacity	Self drilling screw mode		3.6 – 6
	Drill mode	Woodwork drilling	mm
Steel drilling			10
Mortar drilling			6
Electronic clutch mode	Small screw		M6
	Bolt mode		33
Tightening torque *3	Drill mode	Nm	11
	Electronic clutch mode		5.3
No load speed *3	Electronic pulse mode		0 – 1,100
	Bolt mode		0 – 640
	Self drilling screw mode	Min-1	0 – 1,100
	Drill mode		0 – 1,100
Impact rate	Electronic pulse mode	Min-1	0 – 1,090
			Operating noise
Drive	6.35mm hex drive		
Weight	1.7kg (with BSL1850 battery)		
Length	162mm (with BSL1850 battery)		
Battery type	BSL1850: 18V 5.0Ah Lithium ion slide		
Standard accessories:	2 x BSL1850 batteries, cooling charger, carry case and driver bit		

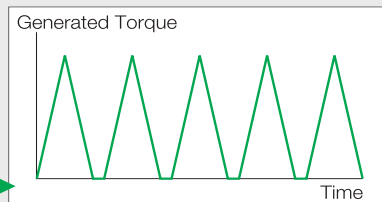

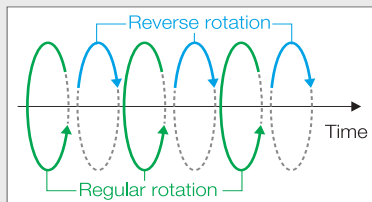
Convenient Carry Case

Includes multiple convenient storage compartments for accessories.
(Accessories not included)



What is Electronic Pulse System?

The electronic pulse system generates powerful tightening torque by rotating the brushless motor in regular and reverse directions at high speed repeatedly via electronic control. Lower operating noise has been achieved by this system.



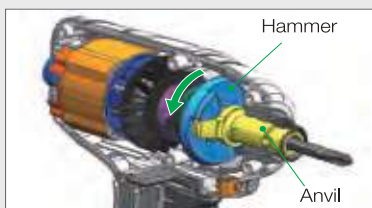
▶ Electronically controls the motor with pulse control and repeats regular and reverse rotations at high speed.

▶ Powerful and fast-pulsed torque is generated.

Tightening Torque Generation Mechanism

Regular Rotation

The hammer and the anvil rotate.



Reverse Rotation

The hammer rotates in reverse direction.



Regular Rotation

The hammer increases the rotation speed



← Pulse action repeats regular and reverse rotations →

- Brushless motors are up to 30% more efficient than conventional models as no energy is wasted through brush friction thus extending battery run time
- Brushless motors generate more power providing higher torque levels and workload capacities
- Electronic switches are more efficient in transferring energy and only require half the pull force of conventional switches
- Ultra bright white LED for improved visibility
- Remaining battery indicator


*3 : Tightening Torque and no-load speed when fully charged at 20°C temp



5 Operation Modes

Easily select the right function for the right job

The new model selection dial allows simple, fast & effective operating mode selection. The advanced electronic control allows for an optimal screw/bolt tightening or drilling operation to be selected for each application.



Mode Selection Dial



Electronic Pulse Mode - Rotation + Pulse

For Wood Screws

Low Noise & Comfortable Operation

- 3 levels of torque can be selected for optimal tightening operation depending on screw size

Screw
Wood Screw (ø4.2×75mm)

Optional Accessory
Driver Bit
50mm

Example of Mode Selection *1			
Dial Position	3	2	1
Screw Length	75mm*2	50-75mm	Up to 50mm

*1 : This may vary depending on the material used.
*2 : For diagonal/skew tightening

Electronic Clutch Mode - Rotation Only

For Small Screws

Preventing Damage to Materials / Screws

- The motor automatically stops to prevent over-tightening at the preset value.
- This mode is suitable for tightening a thin, short screw carefully or tightening a screw slowly and firmly to prevent damage to the screw head.
- Allows for quieter screw tightening without the traditional clutch sound that a conventional mechanical clutch makes.

Screw
Machine Screw (M6) Tapping Screw

Optional Accessory
Driver Bit
50mm

Example of Mode Selection *1					
Dial Position	5	4	3	2	1
Hardness of Screwed Material	Hard ← → Soft				

*1 : This may vary depending on the material used.

Self Drilling Screw Mode - Rotation + Pulse

For Self Drilling Screws

Low Noise Operation without Screw Damage

- Tightening torque can be selected from 2 stages according to the screw diameter.
- Optimal tightening torque can prevent over-tightening and damage to the screw head.

What is a 'self drilling screw'?

A screw with a drill-shaped end. The screw is tightened while drilling a hole into a material like steel plating.

Screw
Self Drilling Screw (ø3.5 - ø6)

Optional Accessory
Driver Bit
50mm

Example of Mode Selection *1		
Dial Position	2	1
Screw Diameter	ø5 or ø6	ø3.5 or ø4

*1 : This may vary depending on the material used.

Bolt Mode - Rotation + Pulse

For Bolts

Low Noise and Comfortable Operation

- Selects the correct amount of torque and speed for efficient bolt tightening.
- Comfortable operation due to low noise.

Bolt
Ordinary Bolt (M4 - M10) High Tension Bolt (M4 - M6)

Optional Accessory
Hexagonal Socket (5-10mm×65mm)

Drill Mode - Rotation Only

For Drilling Work

Quick Drilling

- A precise balance of rotation speed and torque allows for quick drilling.

Drill
Wood Working Drill (Drilling Capacity : ø21)

Optional Accessory
Drill Chuck Adapter Set

Note : When tightening a screw into a hard wood, the protection circuit may be activated and the operation may be stopped in order to prevent a temperature rise inside the unit

CORDLESS

PNEUMATIC

DRILLING

ROTARY & DEMOLITION

FASTENING

GRINDING & CUTTING

SANDING & POLISHING

SAWING

PLANING & ROUTING

VACUUMS / BLOWER / HEAT GUNS

HIGH PRESSURE WASHERS

ENGINE

ACCESSORIES

18V SLIDE

WR18DSDL(HJ)

18V Slide Impact Wrench
06357140



- Power / save mode is a two power mode allowing the user to select the suitable speed for the job save mode for small bits or power mode for larger bits
- Ergonomic soft grip handle for increased user comfort and reduced fatigue
- Externally accessible brushes facilitating easy service
- Compact & lightweight with convenient steel belt hook
- Ultra bright white LED for improved visibility
- Aluminium cover for high rigidity
- Remaining battery indicator

Also Available 'Naked'
WR18DSDL(H4)



Specifications

999054

Capacity	Bolt	M10 – M18
	High tension bolt	M8 – M14
Torque	140/271Nm : Save / Power mode	
No load speed	0 – 2,000 / 2,600 (min-1)	
Impact rate	0 – 2,400 / 3,200 (min-1)	
Drive	12.7mm square drive	
Weight	1.7kg (with BSL1850 battery)	
Length	173mm (with BSL1850 battery)	
Battery type	BSL1850: 18V 5.0Ah Lithium ion slide	
Standard accessories	2 x BSL1850 batteries, cooling charger and carry case. Socket not included	



WR18DBDL(HJ)

18V Slide Brushless Impact Wrench
01615824



Specifications

Capacity	Bolt	M10 – M18
	High tension bolt	M8 – M14
	High mode	0 - 2,600 (min-1)
	Medium mode	0 - 2,000 (min-1)
No load speed	Low 2 mode	0 - 1,400 (min-1)
	Low 1 mode	0 - 900 (min-1)
Impact rate	High mode	0 - 3,200 (min-1)
Max. torque	250Nm	
Drive	12.7mm square drive	
Weight	1.7kg (with BSL1850 battery)	
Length	173mm (with BSL1850 battery)	
Battery type	BSL1850: 18V 5.0Ah Lithium ion slide	
Standard accessories	2 x BSL1850 batteries, cooling charger and carry case. Socket not included	

- Brushless motors are 30% more efficient than conventional models as no energy is wasted through brush friction thus extending battery run time
- Brushless motors generate more power providing higher torque levels and workload capacities
- Electronic switches are more efficient in transferring energy and only require half the pull force of conventional switches
- The rotational speed selector allows 4 speeds to be selected enabling a wider range of applications over conventional models
- The impact rate changeover mechanism enables the user to select between the single and continuous mode. The fine setting is suitable for delicate and low torque work such as tightening small machine screws. The hard setting is suitable for high torque work such as tightening large wood screws
- Super high capacity 5.0Ah Li-ion batteries with multiple protection circuit provide long run time and protects the battery & tool from overload, over heat, over discharge & over charge

Also Available 'Naked'
WR18DBDL(H4)



WR18DSHL(HJ)

18V Slide High Torque Impact Wrench
01857496



- Powerful 480Nm of tightening torque ensures maximum power for heavy duty trade applications
- Forward & reverse tumbler switch provides an easy one handed switch over in fastening direction
- Externally accessible brushes facilitating easy service
- Ultra bright white LED for improved visibility
- Aluminium cover for high rigidity
- Remaining battery indicator allows the user to read the amount of charge within the battery
- Super high capacity 5.0Ah batteries with multiple protection circuit provide long run time and protects the battery & tool from overload, over heat, over discharge & over charge

Also Available 'Naked'
WR18DSHL(H4)



Specifications

999100

Capacity	Ordinary bolt	M12 – M22
	High tension bolt	M12 – M16
No load speed	1,500 (min-1)	
Full load impact rate	2,000 (min-1)	
Max torque	480Nm	
Drive	12.7mm square drive	
Weight	3.4kg (with BSL1850 battery)	
Length	264mm (with BSL1850 battery)	
Battery type	BSL1850: 18V 5.0Ah Lithium ion slide	
Standard accessories	2 x BSL1850 batteries, cooling charger and carry case. Socket not included	



18V SLIDE

Specifications

AM frequency	522 – 1620 (KHz)
FM frequency	87.50 – 1080 (MHz)
Speaker	78mm x 2
Max. volume	83.1 (dB)
Weight	3.3kg (without battery)
Dimensions	Length 231mm x Width 184mm x Height 281mm
Battery type	Compatible with all Hitachi 9.6 – 18v cassette & slide batteries (Not including 10.8V batteries)
Standard accessories	AC adaptor, 3 x AAA batteries. Optional batteries available separately



- Compatible with Hitachi Slide & Cassette batteries from 9.6v – 18v (excluding 10.8v)
- 83.1db when using 18v battery provides maximum audio
- Compact design with protective rubber & strong metallic frame ensures resilience to tough conditions
- Aux input terminal to connect a mobile music player
- Radio can be powered by either AC or battery extending user usability and convenience
- Optional Li-ion batteries include multiple protection circuit that protects the battery & tool from overload, over heat, over discharge & over charge



UR18DSL2 9.6 - 18V Cassette & Slide AM FM Radio Naked

NEW

Available Naked Only

Specifications

Wind speed	Power mode	160 m/min
	Save mode	135 m/min
	Power mode	27 m³/min
	Save mode	22 m³/min
Runtime	Power mode	5 hrs (with BSL1850 battery)
	Save mode	9.5 hrs (with BSL1850 battery)
Dimensions	(L x W x H)	250 x 328 x 528mm
Noise level	High mode	52dB(A)
Weight		2kg (without battery)
Battery type (sold separately)		Compatible with 14.4V & 18V slide batteries
Standard accessories		AC adaptor



- High wind speeds of up to 160m/min*
- Long run time of up to 9.5 hours**
- Low noise with a decibel rating of 52dB(A)
- Tilt adjustment range of 45°
- Compact & light weight with foldable stand
- AC adaptor included
- AC adaptor takes precedence over battery
- Optional Li-ion batteries include multiple protection circuit that protects the battery & tool from overload, over heat, over discharge & over charge



UF18DSL 14/18V Slide Cordless Fan Naked

NEW

*Measured distance: 0.7m
**with BSL1850 battery
Available Naked Only

Specifications

No load speed	0 – 15,000 (min-1)
Air volume flow	0 – 2.2 (m3/min)
Air pressure	0 – 3.9 (kPa)
Runtime	35 Minute Runtime (with BSL1850 18V 5.0Ah Li-ion Battery)
Grip perimeter (min.)	115MM
Weight	1.6kg (with BSL1850 battery)
Length	505mm (with BSL1850 battery)
Battery type	Compatible with all Hitachi 18V Slide batteries from 1.5Ah through to 5.0Ah
Standard accessories	Nozzle. Optional batteries and charger available separately



- 35 minutes runtime with 18v 5.0Ah Li-ion battery (BSL1850) enables majority of jobs to be completed before recharge
- Variable speed control trigger allows air volume to be adjusted depending on the triggering amount on the switch. This is convenient for cleaning works requiring air volume adjustment
- Doubles as vacuum with dust bag sold separately as an optional accessory (323587)
- Optional Li-ion batteries feature multiple protection circuit that protects the battery & tool from overload, over heat, over discharge & over charge



RB18DSL(H4) 18V Slide Blower Naked 01857632

Available Naked Only
Optional dust bag available (323587)

Specifications

Capacity	Dust: 670mL / Liquid: 120mL
Runtime	50 minutes (with BSL1850 18V 5.0Ah Li-ion Battery)
Weight	1.5kg (with BSL1850 battery)
Length	430mm (with BSL1850 battery)
Battery type	Compatible with all Hitachi 18V Slide batteries from 1.5Ah through to 5.0Ah
Standard accessories	Brush, crevice and squeegee nozzle. Optional batteries and chargers available separately



- 50 minute runtime with 18v 5.0Ah Li-ion battery (BSL1850) enables majority of jobs to be completed before recharge
- High suctioning power for increased work efficiency
- Semitransparent dust case allows user to determine duct collection capacity conveniently at a glance
- Large-capacity dust case for improved productivity
- 3 Nozzles standard increasing applications
- Optional Li-ion batteries feature multiple protection circuit that protects the battery & tool from overload, over heat, over discharge & over charge



R18DSL(H4) 18V Slide Wet and Dry Vacuum Naked

Available Naked Only

18V SLIDE

UB18DGL

14.4V & 18V Slide LED Worklight

Naked

NEW



- Massive illumination with 36 ultra bright white LED's
- Long run time of up to 15 hours*
- Light weight at only 0.74kg
- 240° adjustable head which pivots in 16 steps
- Multiple mounting capabilities
- Optional Li-ion batteries include multiple protection circuit that protects the battery & tool from overload, over heat, over discharge & over charge

*with BSL1850 battery
Available Naked Only

Specifications

Light source	36 ultra bright white LED's	
Illumination	Power mode	250 lx
	Save mode	140 lx
Runtime	Power mode	6.5 hrs (with BSL1850 battery)
	Save mode	15 hrs (with BSL1850 battery)
Dimensions	(L x W x H) 198 x 256 x 252mm	
Weight	0.74kg (without battery)	
Battery type (sold separately)	Compatible with 14.4V & 18V slide batteries	



UB18DJL(LO)

14.4V & 18V Slide Torch & LED Worklight Naked

NEW



- Max illumination with 12 ultra bright white LED's achieves impressive visibility on the jobsite
- Long run time of up to 51 hours improving efficiency for less down time (When using 5.0Ah battery)
- Two mode function enables user to switch between torch and light mode
- Light mode features three power settings: high (12 x LED), mid (6 X LED) and (3 X LED) for power saving
- Adjustable head which pivots left-right 270 degrees in seven steps and up-down 180 degrees in five steps
- Shoulder strap and hook for convenient portability and long term use

Available August 2014
Available Naked Only



Specifications

Illumination	Torch light	6,000 Lx
	High (12 LED)	110 Lx
	Mid (6 LED)	55 Lx
	Low (3 LED)	27 Lx
Runtime	Torch light	Approx. 43 hrs (with BSL1850 battery)
	High (12 LED)	Approx. 16 hrs (with BSL1850 battery)
	Mid (6 LED)	Approx. 30 hrs (with BSL1850 battery)
	Low (3 LED)	Approx. 51 hrs (with BSL1850 battery)
Battery type	Compatible with all 14.4V & 18V slide batteries from 1.5Ah through to 5.0Ah	
Standard accessories	Shoulder strap & hook. Optional batteries and charger available separately.	

UB18DSL(FO)

14.4V & 18V Slide Lantern Naked

01857683



- 10.5 Hour runtime with 18v 5.0Ah Li-ion battery (BSL1850) enables majority of jobs to be completed before recharge
- Rotary hooked handle which can be locked into 8 different positions for hanging anywhere
- Detachable reflector for increased brightness and prevention of backward glare
- LED small light which consumes less power
- Automatic LED switching function which kicks in when battery voltage reduces to avoid sudden blackout
- Optional Li-ion batteries feature multiple protection circuit that protects the battery & tool from overload, over heat, over discharge & over charge

Available Naked Only

Specifications

Working voltage	14.4/18V
Illumination	18V: 380Lx
	14.4V: 330Lx
Continuous operating time (with 5.0Ah battery)	Fluorescent lamp: 10.5 h (with BSL1850 battery) LED: Over 200 h
Weight	500g (without battery)
Length	305mm (without battery)
Battery type	Compatible with all Hitachi 18V Slide batteries from 1.5Ah through to 5.0Ah



UB18DAL(DO)

14.4V & 18V Slide Torch Naked

01857700



- 8 Hour runtime with 18v 5.0Ah Li-ion battery (BSL1850) enables majority of jobs to be completed before recharge
- Adjustable head which pivots 110 degrees in five steps
- Shoulder strap for convenient portability and long term use
- Stable base for hands free use
- Battery level warning indicator so user knows when battery is running flat
- Replacement spare bulb stored within the head
- Replacement bulbs available separately: 318767 (2pce)
- Optional Li-ion batteries feature multiple protection circuit that protects the battery & tool from overload, over heat, over discharge & over charge

Available Naked Only

Specifications

Working voltage	14.4/18V
Illumination	7000 (with BSL1850 battery)
	3500 (with BSL1440 battery)
Continuous operating time	Approx. 8 hours (with BSL1850 battery)
Weight	350g (without battery)
Length	274mm (without battery)
Battery type	Compatible with all Hitachi 18V Slide batteries from 1.5Ah through to 5.0Ah
Standard accessories	Shoulder strap. Optional batteries and charger available separately



18V CORDLESS PACKS

Pack Includes:

- DV18DSFL – Impact (Hammer) driver drill
- WH18DSDL – Impact driver
- 2 x BSL1825 – 2.5Ah Li-ion batteries
- UC18YGSL – 14.4V – 18V charger
- Twin tool carry case
- Tools feature ergonomic soft grip handles for increased user comfort and reduced fatigue
- Compact & lightweight for reduced fatigue
- Convenient LED (WH18DSDL only) and steel belt hooks for improved useability
- High capacity compact 2.5Ah Li-ion batteries with multiple protection circuit provide long run time and protects the battery & tool from overload, over heat, over discharge & over charge

KC18DSVL(HF)

18V Slide 2 Piece Pack



Pack Includes:

- DV18DSDL – Impact (hammer) driver drill
- WH18DSDL – Impact driver
- 2 x BSL1850 – 5.0Ah Li-ion batteries
- UC18YRSL – 14.4V – 18V cooling charger
- Twin tool carry case
- Tools feature ergonomic soft grip handles for increased user comfort and reduced fatigue
- Compact & lightweight for reduced fatigue
- Steel belt hooks for improved usability
- Ultra bright white LED for improved visibility
- Aluminium cover for high rigidity
- Remaining battery indicator allows the user to read the amount of charge within the battery
- Super high capacity 5.0Ah Li-ion batteries with multiple protection circuit provide long run time plus protects the battery & tool from overload, over heat, over discharge & over charge

KC18DML(HJ)

18V Slide 2 Piece Pack
02025949



CORDLESS

PNEUMATIC

DRILLING

ROTARY & DEMOLITION

FASTENING

GRINDING & CUTTING

SANDING & POLISHING

SAWING

PLANING & ROUTING

VACUUMS / BLOWER / HEAT GUNS

HIGH PRESSURE WASHERS

ENGINE

ACCESSORIES

CORDELESS

PNEUMATIC

DRILLING

ROTARY &
DEMOLITION

FASTENING

GRINDING &
CUTTING

SANDING &
POLISHING

SAWING

PLANING &
ROUTING

VACUUMS /
BLOWER /
HEAT GUNS

HIGH
PRESSURE
WASHERS

ENGINE

ACCESSORIES

18V CORDLESS PACKS

KC18DSRL(HJ)

18V Slide 2 Piece Pack
01856663



Pack Includes:

- DV18DSDL – Impact (hammer) driver drill
- WR18DSDL – Impact wrench
- 2 x BSL1850 – 5.0Ah Li-ion batteries
- UC18YRSL – 14.4V – 18V cooling charger
- Twin tool carry case
- Tools feature ergonomic soft grip handles for increased user comfort and reduced fatigue
- Compact & lightweight for reduced fatigue
- Steel belt hooks for improved usability
- Ultra bright white LED for improved visibility
- Aluminium cover for high rigidity
- Remaining battery indicator allows the user to read the amount of charge within the battery
- Super high capacity 5.0Ah Li-ion batteries with multiple protection circuit provide long run time and protects the battery & tool from overload, over heat, over discharge & over charge



KC18DOL(HJ)

18V Slide 2 Piece Brushless Pack
01856731



Pack Includes:

- DV18DBL – Brushless impact (hammer) driver drill
- WR18DBDL – Brushless impact wrench
- 2 x BSL1850 – 5.0Ah Li-ion batteries
- UC18YRSL – 14.4V – 18V cooling charger
- Twin tool carry case
- Brushless motors are 30% more efficient than conventional models as no energy is wasted through brush friction thus extending battery run time
- Electronic switches are more efficient in transferring energy and only require half the pull force of conventional switches
- Brushless motors generate more power providing higher torque levels and workload capacities
- The rotational speed selector allows multiple speeds to be selected enabling a wider range of applications over conventional models
- The impact rate changeover mechanism enables the user to select between the single and continuous mode. The fine setting is suitable for delicate and low torque work such as tightening small machine screws. The hard setting is suitable for high torque work such as tightening large wood screws – on WR18DBDL only
- Ultra bright white LED for improved visibility
- Steel belt hooks for improved usability
- Remaining battery indicator allows the user to read the amount of charge within the battery
- Super high capacity 5.0Ah batteries with multiple protection circuit provide long run time and protects the battery & tool from overload, over heat, over discharge & over charge



18V CORDLESS PACKS

Pack Includes:

- DV18DBL – Brushless impact (hammer) driver drill
 - WH18DDL – IP56 Brushless impact Driver
 - 2 x BSL1850 – 5.0Ah Li-ion batteries
 - UC18YRSL – 14.4V – 18V cooling charger
 - Twin tool carry case
- Brushless motors are 30% more efficient than conventional models as no energy is wasted through brush friction thus extending battery run time and tool life
 - Electronic switches are more efficient in transferring energy and only require half the pull force of conventional switches
 - Brushless motors generate more power providing higher torque levels and workload capacities
 - The rotational speed selector allows multiple speeds to be selected enabling a wider range of applications over conventional models
 - Water and Dust Protection rated to the international standard of IP56 dictates the model is highly resistant to the access of hazardous parts including dust protection to a point where dust will not penetrate in a quantity to interfere with satisfactory operation. Furthermore the model incorporates water protection to the point where powerful jets of water projected onto the model will have no harmful effects (WH18DDL only)
 - Active Control System (ACS) is an Anti Cam-Out system which reduces driver slippage from screw heads (WH18DDL only)

KC18DDL(HJ)

18V Slide 2 Piece Brushless Pack



CORDLESS

PNEUMATIC

DRILLING

ROTARY & DEMOLITION

FASTENING

GRINDING & CUTTING

SANDING & POLISHING

SAWING

PLANTING & ROUTING

VACUUMS / BLOWER / HEAT GUNS

HIGH PRESSURE WASHERS

ENGINE

ACCESSORIES

CORDELESS

PNEUMATIC

DRILLING

ROTARY & DEMOLITION

FASTENING

GRINDING & CUTTING

SANDING & POLISHING

SAWING

PLANING & ROUTING

VACUUMS / BLOWER / HEAT GUNS

HIGH PRESSURE WASHERS

ENGINE

ACCESSORIES

18V CORDLESS PACKS

KC18DGDL(HJ) 18V Slide 3 Piece Pack



Pack Includes:

- DV18DSDL – Impact (hammer) driver drill
- WH18DSDL – Impact driver
- G18DSL – 125mm Angle grinder
- 2 x BSL1850 – 5.0Ah batteries
- UC18YRSL – 14.4V – 18V cooling charger
- Site bag
- Tools feature ergonomic soft grip handles for increased user comfort and reduced fatigue
- Compact & lightweight for reduced fatigue
- Convenient LED and belt hooks for improved usability (DV18DSDL & WH18DSDL only)
- Aluminium cover for high rigidity
- Remaining battery indicator allows the user to read the amount of charge within the battery
- Super high capacity 5.0Ah batteries with multiple protection circuit provide long run time plus protects the battery & tool from overload, over heat, over discharge & over charge



KC18DGRL(HJ) 18V Slide 3 Piece Pack



Pack Includes:

- DV18DSDL – Impact (hammer) driver drill
- WR18DSDL – Impact wrench
- G18DSL – 125mm Angle grinder
- 2 x BSL1850 – 5.0Ah batteries
- UC18YRSL – 14.4V – 18V cooling charger
- Site bag
- Tools feature ergonomic soft grip handles for increased user comfort and reduced fatigue
- Compact & lightweight for reduced fatigue
- Convenient LED and belt hooks for improved usability (DV18DSDL & WR18DSDL)
- Aluminium cover for high rigidity
- Remaining battery indicator allows the user to read the amount of charge within the battery
- Super high capacity 5.0Ah batteries with multiple protection circuit provide long run time and protects the battery & tool from overload, over heat, over discharge & over charge



18V CORDLESS PACKS

MPS18(HJ)

18V Slide 10 Piece Pack
02026017

Pack Includes:

- DV18DSDL – Impact (hammer) driver drill
- CR18DSDL – Reciprocating saw
- C18DSDL – Circular saw
- DH18DSDL – Rotary hammer
- WH18DSDL – Impact driver
- G18DSDL – 125mm angle grinder
- CJ18DSDL – Jig saw
- RB18DSDL – Blower
- UB18DSDL – Lantern
- UB18DAL – Torch
- 4 x BSL1850 – 5.0Ah Li-ion batteries
- UC18YRSL – 14.4V – 18V cooling charger
- 1 X Premium site bag

- Tools feature ergonomic soft grip handles for increased user comfort and reduced fatigue
- Compact & lightweight for reduced fatigue
- Super high capacity 5.0Ah Li-ion batteries with multiple protection circuit provide long run time and protects the battery & tool from overload, over heat, over discharge & over charge



CORDLESS

PNEUMATIC

DRILLING

ROTARY & DEMOLITION

FASTENING

GRINDING & CUTTING

SANDING & POLISHING

SAWING

PLANING & ROUTING

VACUUMS / BLOWERS / HEAT GUNS

HIGH PRESSURE WASHERS

ENGINE

ACCESSORIES

18V CORDLESS PACKS

SMPS18(HJ)

18V Slide 13 Piece Pack
01856680



Pack Includes:

- DV18DBL – Brushless impact (hammer) driver drill
- CR18DSL – Reciprocating saw
- C18DSL – Circular saw
- DH18DSL – Rotary hammer
- WH18DDL – IP56 Brushless impact driver
- WR18DBDL – Brushless impact wrench
- G18DSL – 125mm angle grinder
- CJ18DSL – Jig saw
- RB18DSL – Blower
- R18DSL – Wet & dry vacuum
- UB18DSL – Lantern
- UB18DAL – Torch
- UR18DSL2 – Radio
- 4 x BSL1850 – 5.0Ah Li-ion batteries
- 2 x UC18YRSL – 14.4V – 18V cooling charger
- 1 x Premium site bag

- Tools feature ergonomic soft grip handles for increased user comfort and reduced fatigue
- Compact & lightweight for reduced fatigue
- Super high capacity 5.0Ah Li-ion batteries with multiple protection circuit provide long run time and protects the battery & tool from overload, over heat, over discharge & over charge



36V SLIDE

Specifications

Auto Stop 999090

Capacity	Concrete 26mm / Steel 13mm / Wood 30mm
Impact energy	2.8 joules
No load speed	0 – 1,100 / 0 – 550 (min-1)
Impact rate	0 – 2,250 / 0 – 4,500 (min-1)
Chuck type	SDS Plus
Weight	4.0kg (with BSL3626 battery)
Length	322mm (with BSL3626 battery)
Battery type	BSL3626:36V 2.6Ah Lithium ion slide
Standard accessories	2 x BSL3626 batteries, cooling charger, carry case, side handle and depth stopper



- 3 mode: rotary hammer, drill & chisel mode selector extends applications into multiple trades
- Large trigger combined with handle design enables users to drill straight with ease whilst holding the machine firmly and comfortably
- Power / save mode is a two power mode allowing the user to select the suitable speed for the job
- High drilling speed ensures the job gets done in the shortest possible time

DH36DAL(HL)

36V Slide 3 Mode Rotary Hammer
02025864



Also Available 'Naked'
DH36DAL(H4)
02025881



4 966376160877



9 323624019366



BATTERY & CHARGER QUICK REFERENCE GUIDE

VOLTAGE	IMAGE	MODEL NUMBER	TYPE	STYLE	CAPACITY	COOLING VENT			
3.6V		EBM315	Li-ion	Cassette	1.5Ah	-			
		BCL1015	Li-ion	Cassette	1.5Ah	-			
10.8V									
12V		EB12B	Ni-Cd	Cassette	2.0Ah	-			
		BCC1212	Ni-Cd	Cassette	1.2Ah	-			
		EB1214S	Ni-Cd	Cassette	1.4Ah	-			
		BCC1215	Ni-Cd	Cassette	1.5Ah	-			
		EB1220BL	Ni-Cd	Cassette	2.0Ah	-			
		EB1233X	Ni-MH	Cassette	3.3Ah	✓			
14.4V		EB1414S	Ni-Cd	Cassette	1.4Ah	-			
		BCC1415	Ni-Cd	Cassette	1.5Ah	-			
		EB14B	Ni-Cd	Cassette	2.0Ah	-			
		EB1433X	Ni-MH	Cassette	3.3Ah	✓			
		BCL1415	Li-ion	Cassette	1.5Ah	✓			
		BCL1430	Li-ion	Cassette	3.0Ah	✓			
		BSL1430	Li-ion	Slide	3.0Ah	✓			
		BSL1440	Li-ion	Slide	4.0Ah	✓			
18V		EB1820	Ni-Cd	Cassette	2.0Ah	-			
		EB1814SL	Ni-Cd	Cassette	1.4Ah	-			
		BCC1815	Ni-Cd	Cassette	1.5Ah	-			
		EB1820L	Ni-Cd	Cassette	2.0Ah	-			
		EB1833X	Ni-MH	Cassette	3.3Ah	✓			
		BCL1815	Li-ion	Cassette	1.5Ah	✓			
		BCL1820	Li-ion	Cassette	2.0Ah	✓			
		BCL1840	Li-ion	Cassette	4.0Ah	✓			
		BSL1815	Li-ion	Slide	1.5Ah	✓			
		BSL1820	Li-ion	Slide	2.0Ah	✓			
		BSL1825	Li-ion	Slide	2.5Ah	✓			
		BSL1830	Li-ion	Slide	3.0Ah	✓			
		BSL1840	Li-ion	Slide	4.0Ah	✓			
BSL1850	Li-ion	Slide	5.0Ah	✓					
36V		BSL3626	Li-ion	Slide	2.6Ah	✓			

BATTERY & CHARGER QUICK REFERENCE GUIDE



	UC3SFL 3.6V	UC10SFL 10.8V	UC14FA 7.2 – 14.4V	UC18YG 7.2 – 18V	UC18YGL2 7.2 – 18V	UC18YRL* 7.2 – 18V	UC18YGSL 7.2 – 18V	UC18YRSL* 7.2 – 18V	UC18YFSL* 7.2 – 18V	UC36YRL* 36V
	30min.	-	-	-	-	-	-	-	-	-
	-	40min.	-	-	-	-	-	-	-	-
			50min.	50min.	60min.	30min.	-	-	-	-
	-	-	30min.	30min.	35min.	20min.	-	-	-	-
	-	-	30min.	30min.	35min.	20min.	-	-	-	-
	-	-	35min.	35min.	40min.	20min.	-	-	-	-
	-	-	50min.	50min.	60min.	30min.	-	-	-	-
	-	-	75min.	-	90min.	50min.	-	-	-	-
	-	-	30min.	30min.	35min.	20min.	-	-	-	-
	-	-	35min.	35min.	40min.	20min.	-	-	-	-
	-	-	50min.	50min.	60min.	30min.	-	-	-	-
	-	-	75min.	-	90min.	50min.	-	-	-	-
	-	-	-	-	40min.	20min.	-	-	-	-
	-	-	-	-	90min.	45min.	-	-	-	-
	-	-	-	-	-	-	90min.	45min.	45min.	-
	-	-	-	-	-	-	120min.	60min	60min	-
	-	-	-	50min.	60min.	30min.	-	-	-	-
	-	-	-	30min.	35min.	20min.	-	-	-	-
	-	-	-	-	40min.	20min.	-	-	-	-
	-	-	-	50min.	60min.	30min.	-	-	-	-
	-	-	-	-	90min.	50min.	-	-	-	-
	-	-	-	-	40min.	20min.	-	-	-	-
	-	-	-	-	60min.	30min.	-	-	-	-
	-	-	-	-	120min.	60min.	-	-	-	-
	-	-	-	-	-	-	40min.	22min.	22min.	-
	-	-	-	-	-	-	60min.	30min.	30min.	-
	-	-	-	-	-	-	75min.	35min.	35min.	-
	-	-	-	-	-	-	90min.	45min.	45min.	-
	-	-	-	-	-	-	120min.	60min.	60min.	-
	-	-	-	-	-	-	150min.	75min.	75min.	-
	-	-	-	-	-	-	-	-	-	80min.

*With cooling fan

CORDELESS
PNEUMATIC
DRILLING
ROTARY & DEMOLITION
FASTENING
GRINDING & CUTTING
SANDING & POLISHING
SAWING
PLANING & ROUTING
VACUUMS / BLOWER / HEAT GUNS
HIGH PRESSURE WASHERS
ENGINE
ACCESSORIES

CORDLESS

PNEUMATIC

DRILLING

ROTARY & DEMOLITION

FASTENING

GRINDING & CUTTING

SANDING & POLISHING

SAWING

PLANING & ROUTING

VACUUMS / BLOWER / HEAT GUNS

HIGH PRESSURE WASHERS

ENGINE

ACCESSORIES

BATTERIES

EBM315 (326299)

3.6V 1.5Ah Lithium Ion Cassette



BCL1015 (331067)

10.8V 1.5Ah Lithium Ion Cassette



BCC1212 (332085)

12V 1.2Ah Nickel Cadmium Cassette



EB14B (315128)

14.4V 2.0Ah Nickel Cadmium Cassette
05275651



BSL1440 (334419)

14.4V 4.0Ah Lithium Ion Slide



BCC1815 (333161)

18V 1.5Ah Nickel Cadmium Cassette



EB1833X (326055)

18V 3.3Ah Nickel-Metal Hydride Cassette



BCL1820 (334424)

18V 2.0Ah Lithium Ion Cassette



BCL1840 (334425)

18V 4.0Ah Lithium Ion Cassette
01910519



BSL1825 (335788)

18V 2.5Ah Lithium Ion Slide

NEW



BSL1850 (335790)

18V 5.0Ah Lithium Ion Slide
01910536

NEW



BSL3626 (328036)

36V 2.6Ah Lithium Ion Slide



CHARGERS

UC3SFL

3.6V Li-ion Cassette Charger



UC10SFL(HO)

10.8V Li-ion Cassette Charger



UC18YGL2(HO)

7.2 - 18V Li-ion/Ni-Cd/Ni-MH Cassette Charger



UC18YRL

7.2 - 18V Li-ion/Ni-Cd/Ni-MH Cassette Cooling Charger
08169527



UC18YGL(HO)

14.4 - 18V Li-ion Slide Charger



UC18YFSL(HO)

14.4 - 18V Li-ion Slide Cooling Charger
01857717



UC36YRL

36V Li-ion Slide Cooling Charger



Smart Charging Technology







Hitachi smart cooling chargers allow for constant communication between the battery and charger during the charging process.

The smart charger will cool the batteries during charging and if necessary, will also cool the battery before charging to prevent damage. It has inbuilt overcharge protection and a back up charge timer to ensure no damage is caused during charging. This technology significantly extends battery life.



SITE BAGS

Site Bags

	Description	Part No.	Barcode
	Large Site Bag	402094	
	Premium Site Bag with Extendable Handle & Wheels	402096	

Just slide on,
power up
& work stronger for longer.



New 5.0Ah 18V Li-ion Battery

PNEUMATICS



HITACHI
Inspire the Next

PNEUMATICS SELECTION CHART

Tool Type	Max Fixing Length (mm)	Model	Type Of Fixing	Trigger Function		Fastener Capacity	Heavy Duty Application
				Single Fire	Bump Fire		
Stapler	38	N3804AB3(H2)	6000 Series Staples	•	•	100	•
Brad Nailer	50	NT50AE2(H2)	C1 Series Brad Nails	•	•	100	•
Finish Nailer	65	NT65M2(H2)	C Series Finish Nails	•	•	100	•
Finish Nailer	65	NT65MA4(H2)	DA Series Finish Nails	•	•	100	•
Framing Nailer	90	NR90AD(H2)	34° Clipped Head Framing Nails	•	•	95 (50x2.80mm) 90 (75x3.06mm) 85 (90x3.30mm)	•
Coil Nailer	65	NV65AF3	16° Wire Collated or 15° Plastic Collated Coil Nails	•	•	200 – 400	•
T & F Nailer	65	NT65AB	T & F Series Nails	•	•	120	•
Concrete Nailer	65	NC65AC	Hitachi CV Series Nails	•	•	54	•

STAPLER

N3804AB3(H2)

38mm Narrow Crown Stapler
08268450



- Dual function trigger for single fire & bump fire
- Tool-less depth dial for flush, proud or deep driving
- 360° adjustable exhaust directs air away from user
- Tool-less release for clearing jammed staples
- Replacement O-Ring kit available (886375)

■ Applicable staple sizes: mm (in.)

	L	A	B	D
1	13 (1/2)			
2	15 (5/8)			
3	19 (3/4)	3.0	1.30	1.25
4	22 (7/8)			
5	25 (1)	1.10	1.00	1.00
6	28 (1 1/8)			
7	32 (1 3/8)			
8	35 (1 3/4)			

Specifications

Pressure range	70 – 120 psi
Capacity	100 staples
Dimensions	263 x 235mm
Weight	1.0kg
Fastener series	18 gauge 6000 series staples
Standard accessories	Nose protector, safety glasses and carry case



BRAD NAILER

NT50AE2(H2)

50mm C1 Series Brad Nailer
08268348



- Dual function trigger for single fire & bump fire
- Tool-less depth dial for flush, proud or deep driving
- 360° adjustable exhaust directs air away from user
- Tool-less release for clearing jammed nails
- Reload window enables the user to see remaining nails
- Replacement O-Ring kit available (886375)

■ Applicable nail sizes: mm (in.)

	L	A	B	C	D
1	10(5/8) – 30(2)				
2	15(5/8)	1.8(0.71)			
3	18(3/4)	1.8(0.71)			
4	22(7/8)	1.5(0.61)			
5	25(1)	1.2(0.48)			

Specifications

Pressure range	70 – 120 psi
Capacity	100 nails
Dimensions	254 x 233mm
Weight	1.0kg
Fastener series	18 gauge C1 series brad nails
Standard accessories	Nose protector, safety glasses and carry case



FINISH NAILERS

NT65M2(H2)

65mm C Series Finish Nailer
08268365



- Dual function trigger for single fire & bump fire
- Tool-less depth dial for flush, proud or deep driving
- 360° adjustable exhaust directs air away from user
- Tool-less release for clearing jammed nails
- Unique integrated air duster acts as a dust gun
- Replacement O-Ring kit available (885914)

■ Applicable nail sizes: mm (in.)

	L	A	B	C	D
1	25(1) – 32(1 1/8)				
2	28(1 1/8)	2.6(1.02)			
3	32(1 3/8)	1.4(0.54)			
4	35(1 3/8)	1.3(0.51)			
5	38(1 5/8)	1.4(0.54)			

Specifications

Pressure range	70 – 120 psi
Capacity	100 nails
Dimensions	295 x 285mm
Weight	1.7kg
Fastener series	16 gauge C series finish nails
Standard accessories	Nose protector, safety glasses and carry case



FINISH NAILERS

Specifications

Pressure range	70 – 120 psi
Capacity	100 nails
Dimensions	344 x 304mm
Weight	1.9kg
Fastener series	15 gauge DA series finish nails
Standard accessories	Nose protector, safety glasses and carry case



- Dual function trigger for single fire & bump fire
- Tool-less depth dial for flush, proud or deep driving
- 360° adjustable exhaust directs air away from user
- Tool-less release for clearing jammed nails
- Unique integrated air duster acts as a dust gun
- Replacement O-Ring kit available (886376)

•Applicable nail sizes: mm (in.)

L	32(1-1/4) – 65(2-1/2)
A	2.4(0.095)
B	3.0(1/8)
C	1.3(0.049)
D	1.8(0.071)

NT65MA4(H2) 65mm DA Series Finish Nailer

08268382



FRAMING NAILER

Specifications

Pressure range	70 – 120 psi
Capacity	95 nails : 50 x 2.80mm 90 nails : 75 x 3.06mm 85 nails : 90 x 3.30mm
Dimensions	462 x 322mm
Weight	3.2kg
Fastener series	34° paper collated clipped head framing nails
Standard accessories	Safety glasses

- Dual function trigger for single fire & bump fire
- Tool-less depth dial for flush, proud or deep driving
- Robust magazine with clear view of remaining nails
- Extra strength top housing for added trade durability
- Rear load magazine with bypass increases reload speed
- Replacement O-Ring kit available (884991)

•Applicable nail sizes: mm (in.)

L	30(2) – 90(3-1/2)
A	2.5(1/8) – 3.8(1/4)
D	6.0(2.36) – 7.7(3.03)



NR90AD(H2) 90mm 34° Framing Nailer

06286233



Hanger bracket
available separately
60605X

COLATED COIL NAILER

Specifications

Pressure range	70 – 120 psi
Capacity	200 - 400 nails
Dimensions	274 x 295mm
Weight	1.9kg
Fastener series	16° wire collated or 15° plastic collated coil nails
Standard accessories	Nose protector, safety glasses and carry case



- Smart Fire trigger requires no adjustment between single fire & bump fire
- Tool-less depth dial for flush, proud or deep driving
- 360° adjustable exhaust directs air away from user
- Easy adjustable magazine increases reload speed when changing nail lengths
- Replacement O-Ring kit available (797083)

•Applicable nail sizes: mm (in.)

Nail Type	Wire Collated	Plastic Collated
L	32(1-1/4) – 65(2-1/2)	38(1-1/2) – 57(2-1/4)
A	2.1(0.083) – 2.5(1/8)	2.4(0.094) – 2.8(1/8)
D	4.8(1.89) – 6.2(2.44)	5.3(1.97) – 6.2(2.44)

NV65AF3 65mm Wire & Plastic Collated Coil Nailer

08268399



T & F SERIES NAILER

NT65AB

65mm T & F Series Nailer
08268433

- Bump fire trigger for rapid operation
- Top load magazine ensures quick and easy reloading
- Reduced recoil ensures operator safety and comfort
- Strong robust design for heavy duty trade applications
- Minimal blade witness marks when finish nailing



Applicable nail sizes: mm (in.)

L	38(1.52) - 45(2.12)
d	2.0(0.07) - 2.3(0.09)
D	3.0(0.118) - 3.3(0.13)

Specifications

Pressure range	70 - 120 psi
Capacity	120 nails
Dimensions	406 x 338mm
Weight	3.0kg
Fastener series	T & F series nails
Standard accessories	Safety glasses, oiler and hex keys



CONCRETE COIL NAILER

NC65AC

65mm Concrete Coil Nailer
08268416



- Ambidextrous nail feed valve provides efficiency of nail advancement
- Reciprocating piston continually hammers nail until fully driven
- Nose cap provides accuracy of nail advancement
- Strong robust design for heavy duty trade applications



Applicable nail sizes: mm (in.)

L	38(1.52) - 45(2.12)
d	2.4(0.114) - 2.8(0.110)
D	3.2(0.126) - 3.4(0.134)


Specifications

Pressure range	70 - 120 psi
Capacity	54 nails
Dimensions	394 x 282mm
Weight	2.3kg
Fastener series	Hitachi CV series coil nails
Standard accessories	Nose caps x 2, safety glasses, oiler, hex keys and carry case




ACCESSORIES


18 Gauge C1 Series Brad Nails

	Description	For Models	Part No.	Barcode	Pack Qty
	15mm Electro Galvanised	NT32AE2(H2) / NT50AE2(H2)	14100	9323624000777	5000
	20mm Electro Galvanised	NT32AE2(H2) / NT50AE2(H2)	14101	9323624000784	5000
	25mm Electro Galvanised	NT32AE2(H2) / NT50AE2(H2)	14102	9377778141022	5000
	30mm Electro Galvanised	NT32AE2(H2) / NT50AE2(H2)	14106	9323624000821	5000
	35mm Electro Galvanised	NT32AE2(H2) / NT50AE2(H2)	14107	9323624000838	5000
	40mm Electro Galvanised	NT32AE2(H2) / NT50AE2(H2)	14103	9323624000807	5000
	45mm Electro Galvanised	NT32AE2(H2) / NT50AE2(H2)	14105	9323624000814	5000
	50mm Electro Galvanised	NT32AE2(H2) / NT50AE2(H2)	14108	9323624000845	5000


16 Gauge C Series Finish Nails

	Description	For Models	Part No.	Barcode	Pack Qty
	25mm Electro Galvanised	NT65M2(H2)	14500	9323624001033	5000
	32mm Electro Galvanised	NT65M2(H2)	14501	9323624001040	5000
	38mm Electro Galvanised	NT65M2(H2)	14502	9323624001057	5000
	45mm Electro Galvanised	NT65M2(H2)	14503	9323624001064	5000
	50mm Electro Galvanised	NT65M2(H2)	14504	9323624001071	5000
	65mm Electro Galvanised	NT65M2(H2)	14506	9323624001088	5000

15 Gauge DA Series Finish Nails

	Description	For Models	Part No.	Barcode	Pack Qty
	25mm Bright	NT65MA4(H2)	13301	9323624000425	3000
	32mm Bright	NT65MA4(H2)	13302	9323624000432	3000
	38mm Bright	NT65MA4(H2)	13303	9323624000449	3000
	45mm Bright	NT65MA4(H2)	13304	9323624000456	3000
	50mm Bright	NT65MA4(H2)	13305	9323624000463	3000
	64mm Bright	NT65MA4(H2)	13308	9323624000470	3000
	25mm Electro Galvanised	NT65MA4(H2)	13311	9323624000487	3000
	32mm Electro Galvanised	NT65MA4(H2)	13312	9323624000494	3000
	38mm Electro Galvanised	NT65MA4(H2)	13313	9323624000517	3000
	45mm Electro Galvanised	NT65MA4(H2)	13314	9323624000524	3000
	50mm Electro Galvanised	NT65MA4(H2)	13315	9323624000531	3000
	64mm Electro Galvanised	NT65MA4(H2)	13318	9323624000548	3000

34° Clipped Head Framing Nails

	Description	For Models	Part No.	Barcode	Pack Qty
	50 x 2.80mm Smooth Bright	NR90AD(H2)	16001	9377778160016	3000
	75 x 3.06mm Smooth Bright	NR90AD(H2)	16002	9377778160023	3000
	90 x 3.30mm Smooth Bright	NR90AD(H2)	16003	9377778160030	3000
	50 x 2.80mm Smooth Mechanical Gal	NR90AD(H2)	16004	9377778160047	3000
	75 x 3.06mm Smooth Mechanical Gal	NR90AD(H2)	16005	9377778160054	3000
	90 x 3.30mm Smooth Mechanical Gal	NR90AD(H2)	16006	9377778160061	3000

15° Plastic Collated Coil Nails

	Description	For Models	Part No.	Barcode	Pack Qty
	50 x 2.5mm Dome Head Screw Shank 304 Grade SS	NV65AF3	15001	9377778150017	2000
	50 x 2.5mm Dome Head Ring Shank 304 Grade SS	NV65AF3	15002	9377778150024	2000
	50 x 2.5mm Flat Head Screw Shank 304 Grade SS	NV65AF3	15003	9377778150031	2000
	32 x 2.5mm Flat Head Hardened Screw Shank Electro	NV65AF3	15005	9377778150055	2000
	50 x 2.5mm Flat Head Ring Shank 304 Grade SS	NV65AF3	15006	9323624001231	2000
	50 x 2.5mm Dome Head Screw Shank Hot Dipped Gal	NV65AF3	15007	9323624001552	2000
	50 x 2.5mm Dome Head Ring Shank Hot Dipped Gal	NV65AF3	15008	9323624001248	2000

CORDLESS

PNEUMATIC

DRILLING

ROTARY & DEMOLITION

FASTENING

GRINDING & CUTTING

SANDING & POLISHING

SAWING

PLANING & ROUTING

VACUUMS / BLOWER / HEAT GUNS


HIGH PRESSURE WASHERS

ENGINE

ACCESSORIES

ACCESSORIES

Concrete Nails

	Description	For Models	Part No.	Barcode	Pack Qty
	2.9 X 65mm Smooth Shank Zinc Gal	NC65AC	CV2965	4966376029686	540
	3.8 x 38mm Fluted Shank Zinc Gal	NC65AC	CV3838	4966376029693	540
	3.8 x 50mm Fluted Shank Zinc Gal	NC65AC	CV3850	4966376029709	540
	3.8 x 65mm Fluted Shank Zinc Gal	NC65AC	CV3865	4966376029716	540

APPLICATION GUIDE FOR PNEUMATICS

Application	N3804AB3	NT32AE2	NT50AE2	NT65M2	NT65MA4	NR90AD	NV65AF3	NT65AB	NC65AC
Furniture and Upholstry	•								
Hand and Hobby Crafts	•	•	•						
Panelling and Picture Framing	•	•	•	•					
Shop Fitting and Cabinet Making	•	•	•	•	•				
Finish Nailing Timber & Plastic Trim		•	•	•					
All Fine Fit Out Work		•	•						
Skirting Boards		•	•	•	•				
Door Jamb				•	•			•	
Architraves		•	•	•	•				
Construction of Eaves				•	•				
House Framing and Roof Trusses						•			
Decking and Fencing						•	•	•	
Flooring						•		•	
Cladding						•	•	•	
Pallet and Crate Manufacture						•	•	•	
Ply Bracing and Strapping							•		
Triple Grips and Joist Hangers							•		
Tile Underlay							•		
Top Nailing Hardwood Flooring								•	
Window Manufacture					•			•	
Nailing Timber to Concrete									•
Temporary House Frame Fixing									•
Internal Partitions									•
Nailing 'C' Shaped Steel to Concrete									•



DRILLING



HITACHI
Inspire the Next⁺

QUICK REFERENCE GUIDE FOR DRILLS

Handle Type	Steel Drilling Dia. (mm)	Model	No Load Speed (min-1)	Power Input (W)	Speed Control Mode			Application	
					Variable Speed	2-Speed	Reversible	Medium Duty	Heavy Duty
Pistol Grip	6.5	D6SH	4,500	240				•	
Pistol Grip	10	D10VC2	0 – 2,300	460	•		•	•	
Pistol Grip	13	D13VB3	0 – 1,000 / 0 – 3,000	790	•	•	•		•
Pistol Grip	13	D13VF	0 – 850	710	•		•		•
Pistol Grip	13	D13VG	0 – 600	710	•		•		•
D-Shaped	13	D13	550	720			•		•

DRILLS

D6SH 6.5mm Drill 04101104



- Single speed trigger for easy use
- Compact and lightweight to reduce user fatigue
- Well balanced design for improved ergonomics
- Fast drilling speed with a top speed of 4,500 (min-1)
- Adjustable depth gauge can be mounted either side
- Ideal for pop rivet applications

Specifications

999041

Chuck	6.5mm keyed
Capacity	Steel: 6.5mm Wood: 9mm
Input power	240W
No load speed	4,500 (min-1)
Weight	0.9kg
Length	206mm
Standard accessories	Chuck key, hook and depth gauge



4 9 6 6 3 7 6 0 8 3 0 2 2

D10VC2 10mm Drill 00099309



- 10mm keyless chuck for easy bit changeover
- Variable speed trigger and dial to suit multiple drilling applications
- Forward and reversible for convenience
- Two position side handle

Specifications

999041

Chuck	10mm keyless
Capacity	Steel: 10mm Wood – flat spade: 25mm Wood – auger: 16mm
Input power	460W
No load speed	0 – 2,300 (min-1)
Weight	1.3kg
Length	238mm
Standard accessories	Side handle and carry case



4 9 6 6 3 7 6 1 1 1 3 1 2

D13VB3 13mm Drill with Safety Slip Clutch 02910934



- 13mm keyless chuck for easy bit changeover
- Variable speed trigger and dial to suit multiple drilling applications
- Forward and reversible for convenience
- Die cast aluminium gear cover for durability and long life
- High speed drilling at 0-3,000 (min-1) on high setting
- Chuck offset only 23.5mm
- Soft grip handle for user comfort and reduced fatigue
- Slip clutch for added user safety

Specifications

999041

Chuck	13mm keyless
Capacity	Steel: 13mm Wood: 40mm
Input power	790W
No load speed	High: 0 – 3,000 (min-1) Low: 0 – 1,000 (min-1)
Weight	2.0kg
Length	339mm
Standard accessories	Side handle and depth gauge



4 9 6 6 3 7 6 1 3 0 3 2 0

Specifications

999041

Chuck	13mm keyed
Capacity	Steel – twist bit: 13mm
	Steel – hole saw: 51mm
	Wood – flat spade bit: 40mm
	Wood – auger: 32mm
	Wood – hole saw: 102mm
Input power	710W
Max. Torque	50Nm
No load speed	0 – 850 (min-1)
Weight	2.1kg
Length	287mm
Standard accessories	Chuck key, side handle and carry case



- Variable speed trigger to suit multiple drilling applications
- Forward and reversible for convenience
- Heavy duty keyed chuck for the toughest jobs
- Soft grip handle for user comfort and reduced fatigue
- Aluminium gear cover and inner cover for increased durability

D13VF

13mm High Torque Drill

03490396



Specifications

999041

Chuck	13mm keyed
Capacity	Steel – twist bit: 13mm
	Steel – hole saw: 70mm
	Wood – flat spade bit: 40mm
	Wood – auger: 38mm
	Wood – hole saw: 114mm
Input power	710W
Max. Torque	78Nm
No load speed	0 – 600 (min-1)
Weight	2.1kg
Length	287mm
Standard accessories	Chuck key, side handle, handle extension and carry case



- Variable speed to suit a variety of applications
- Forward and reversible for convenience
- Heavy duty keyed chuck for the toughest jobs
- Low noise at 78db for improved user safety and comfort
- Aluminium gear cover and inner cover for increased durability
- Suitable for auger, hole saw & mixing applications

D13VG

13mm High Torque Drill

03490413



Specifications

Auto Stop 999073

Chuck	13mm keyed
Capacity	Steel: 13mm
	Wood: 40mm
Input power	720W
No load speed	550 (min-1)
Weight	3.0kg
Length	378mm
Standard accessories	Chuck key, "D" shaped rear handle and side handle



- Powerful 720W motor for high torque applications
- Forward and reversible for convenience
- Heavy duty keyed chuck for the toughest jobs
- Triple reduction gearing for high torque applications
- Aluminium front cover for durability
- Ideal for mixing applications and timber augers

D13

13mm High Torque Drill

04513864



CORLESS

PNEUMATIC

DRILLING

ROTARY & DEMOLITION

FASTENING

GRINDING & CUTTING

SANDING & POLISHING

SAWING

PLANING & ROUTING

VACUUMS / BLOWER / HEAT GUNS

HIGH PRESSURE WASHERS

ENGINE

ACCESSORIES

CORDLESS

PNEUMATIC

DRILLING

ROTARY &
DEMOLITION

FASTENING

GRINDING
& CUTTING

SANDING &
POLISHING

SAWING

PLANING &
ROUTING

VACUUMS/
BLOWER/
HEAT GUNS

HIGH
PRESSURE
WASHERS

ENGINE

ACCESSORIES

PEDESTAL DRILL PRESS

B16RM

380mm Pedestal Drill Press
O2025779



Specifications

Chuck	16mm keyed
Capacity	Swing: 380mm (throat depth 190mm) Spindle travel: 85mm
Input power	750W induction motor
Rotation speeds (12 speeds)	210 – 2,580 (min-1)
Table size	336 x 336mm
Table tilt	45° left or right
Weight	75kg
Length	1,618mm
Standard accessories	Chuck key, wedge (drift) and hex keys

- Variable speed (12 speed sections)
- Patented X-Y laser guide that enables rapid and accurate pre-alignment of drilling location
- Keyed on/off switch for optimum safety
- Depth adjustment gauge for accurate drilling of repetitive depth holes
- Durable cast iron table surface tilts 45° right or left
- Quick belt tension releasing knob for fast speed setting
- Built in light



- LASER line shown here for illustration purposes
- Do not stare into LASER beam



4 966376151677

QUICK REFERENCE GUIDE FOR IMPACT (HAMMER) DRILLS

Handle Type	Concrete Drilling Dia. (mm)	Model	No Load Speed (min-1)	Power Input (W)	Speed Control Mode			Application	
					Variable Speed	2-Speed	Reversible	Medium Duty	Heavy Duty
Pistol Grip	13	DV13VSS	0 – 2,900	550	•		•	•	
Pistol Grip	16	DV16V	0 – 2,900	590	•		•	•	
Pistol Grip	16	DV16VSS	0 – 2,900	600	•		•	•	
Pistol Grip	18	DV18V	0 – 1,000 / 0 – 3,000	690	•	•	•		•
Pistol Grip	20	DV20VB2	0 – 1,000 / 0 – 3,000	730	•	•	•		•
Pistol Grip	20	DV20VB2-SC	0 – 1,000 / 0 – 3,000	730	•	•	•		•
D-Shaped	35	VTV16	0 – 700 / 0 – 1,400	800	•	•			•

IMPACT (HAMMER) DRILLS

Specifications

999041

Chuck	13mm keyless
Capacity	Concrete: 13mm Steel: 13mm Wood: 20mm
Input power	550W
No load speed	0 – 2,900 (min-1)
Impact rate	0 – 46,400 (min-1)
Weight	1.4kg
Length	270mm
Standard accessories	Side handle, depth gauge and carry case



- 13mm keyless chuck for easy bit changeover
- Lightweight and compact for reduced user fatigue
- Variable speed trigger to suit multiple drilling applications
- Forward and reversible for convenience
- Durable cylindrical housing for increased tool life

DV13VSS(HA) 13mm Impact Drill 09954323



4 9 6 6 3 7 6 1 6 8 4 6 0

Specifications

999041

Chuck	13mm keyless
Capacity	Concrete: 16mm Steel: 13mm Wood: 25mm
Input power	600W
No load speed	0 – 2,900 (min-1)
Impact rate	0 – 46,400 (min-1)
Weight	1.5kg
Length	270mm
Standard accessories	Side handle, depth gauge and carry case



- 13mm keyless chuck for easy bit changeover
- Lightweight and compact for reduced user fatigue
- Variable speed trigger and dial to suit multiple drilling applications
- Forward and reversible for convenience
- Durable cylindrical housing for increased tool life

DV16VSS(HA) 16mm Impact Drill 09954340



4 9 6 6 3 7 6 1 6 9 1 0 8

Specifications

999041

Chuck	13mm keyless
Capacity	Concrete: 16mm Steel: 13mm Wood: 25mm
Input power	590W
No load speed	0 – 2,900 (min-1)
Impact rate	0 – 34,500 (min-1)
Weight	1.5kg
Length	269mm
Standard accessories	Side handle, depth gauge and carry case



- Powerful 590W motor for the toughest jobs
- Variable speed trigger and dial to suit multiple drilling applications
- Compact design ensures high operation and efficiency
- Ergonomic grip for reduced user fatigue
- Durable cylindrical housing and aluminium die-cast inner cover and gear cover
- Suited to industrial drilling applications

DV16V 16mm Impact Drill 06066712



4 9 6 6 3 7 6 1 1 9 5 9 2

CORLESS

PNEUMATIC

DRILLING

ROTARY & DEMOLITION

FASTENING

GRINDING & CUTTING

SANDING & POLISHING

SAWING

PLANING & ROUTING

VACUUMS / BLOWER / HEAT GUNS

HIGH PRESSURE WASHERS

ENGINE

ACCESSORIES

IMPACT (HAMMER) DRILLS

DV18V 18mm Impact Drill 06066729



- Powerful 690W motor for the toughest jobs
- Variable speed trigger and dial to suit multiple drilling applications
- Compact and lightweight design for reduced user fatigue
- Aluminium gear cover and inner cover for increased durability

Specifications

999041

Chuck	13mm keyless
Capacity	Concrete: 18mm / Steel: 13mm / Wood: 40mm
Input power	690W
No load speed	Low: 0 – 1,000 (min-1) High: 0 – 3,000 (min-1)
Impact rate	Low: 0 – 8,400 (min-1) High: 0 – 27,300 (min-1)
Weight	2.0kg
Length	333mm
Standard accessories	Side handle, depth gauge and carry case



DV20VB2(H8) 20mm Impact Drill 00099406



- Powerful 730W motor for the toughest jobs
- Variable speed trigger and dial to suit multiple drilling applications
- Compact and lightweight design to reduce user fatigue
- Easy to use mode switch
- Full speed reverse for added versatility

Specifications

999041

Chuck	13mm keyed
Capacity	Concrete: 20mm / Steel: 13mm / Wood: 40mm
Input power	730W
No load speed	Low: 0 – 1,000 (min-1) High: 0 – 3,000 (min-1)
Impact rate	Low: 0 – 8,000 (min-1) High: 0 – 26,000 (min-1)
Weight	2.2kg
Length	350mm
Standard accessories	Chuck key, side handle, depth gauge and carry case



DV20VB2-SC(H9) 20mm Impact Drill with Safety Slip Clutch 00515159



- 13mm keyless chuck for easy bit changeover
- Variable speed trigger and dial to suit multiple drilling applications
- Synchronised gear shift mechanism
- Easy to use mode switch
- Large trigger for increased user comfort
- Full speed reverse for added versatility
- Slip clutch for added user safety

Specifications

999041

Chuck	13mm keyless
Capacity	Concrete: 20mm / Steel: 13mm / Wood: 40mm
Input power	730W
No load speed	Low: 0 – 1,000 (min-1) High: 0 – 3,000 (min-1)
Impact rate	Low: 0 – 8,000 (min-1) High: 0 – 26,000 (min-1)
Weight	2.2kg
Length	350mm
Standard accessories	Side handle, depth gauge and carry case



VTV16 35mm Impact Drill



- High and low selectable speeds for various applications
- 16mm all metal keyed chuck for heavy duty applications
- Variable speed trigger and dial to suit multiple drilling applications

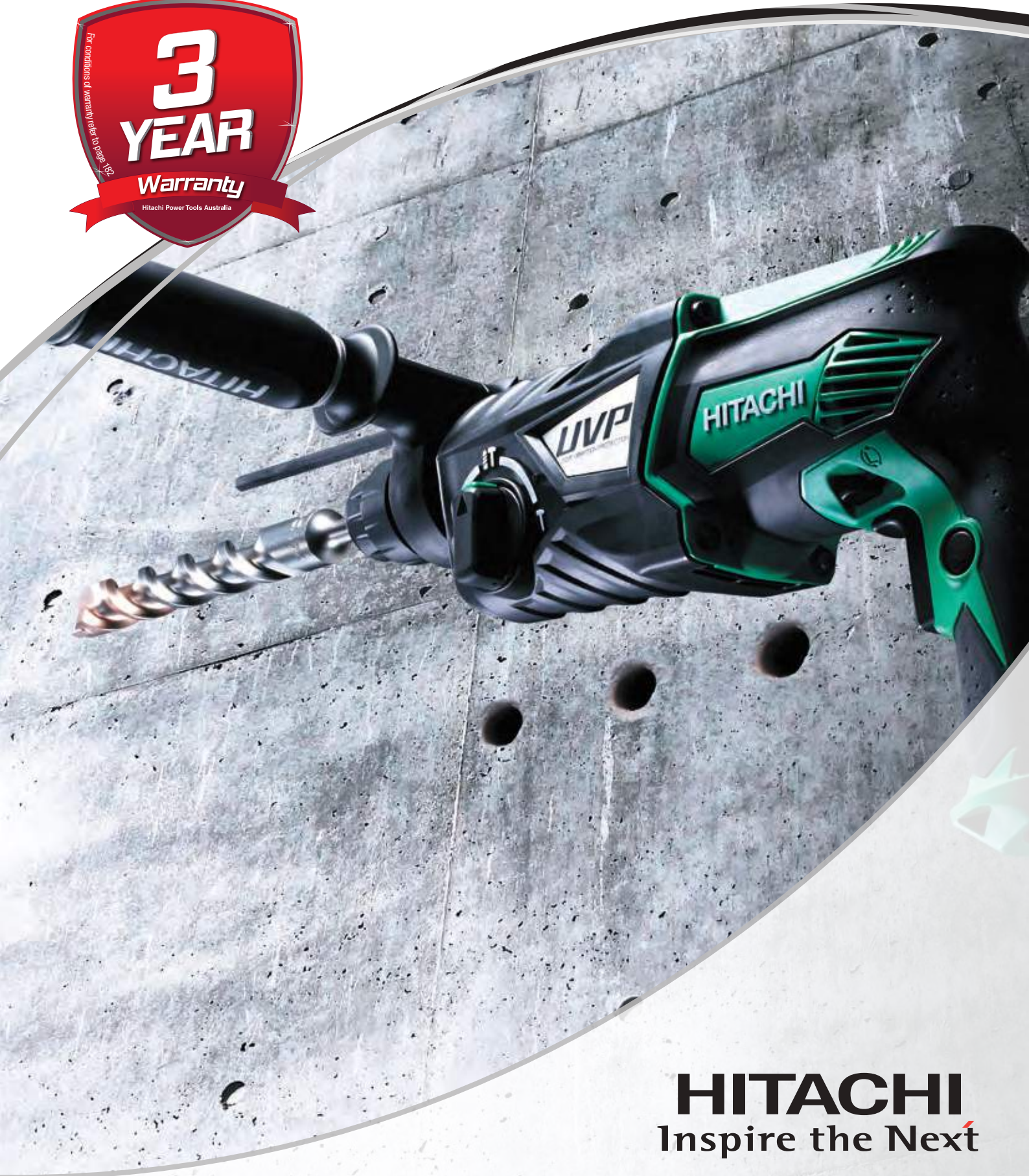
Specifications

Auto Stop 999073

Chuck	16mm keyed
Capacity	Concrete: 35mm / Steel: 16mm
Input power	800W
No load speed	Low: 0 – 700 (min-1) High: 0 – 1,400 (min-1)
Impact rate	Low: 0 – 11,200 (min-1) High: 0 – 20,000 (min-1)
Weight	3.8kg
Length	443mm
Standard accessories	Chuck key, side handle and depth gauge



ROTARY & DEMOLITION



HITACHI
Inspire the Next

QUICK REFERENCE GUIDE FOR ROTARY HAMMERS

Model	Concrete Drilling Dia.(mm)	Speed Control Mode		Function Mode			Safety Clutch	Bit Shank Type	
		Variable Speed	Reversible	Hammer Drilling	Drilling Only	Hammering Only		SDS Max	SDS Plus
DH24PG(H1)	24	•	•	•	•		•		•
DH26PC(H1)	26	•	•	•		•	•		•
DH28PCY(H1)	28	•	•	•	•		•		•
DH28PC(H1)	28	•	•	•	•		•		•
DH30PC2	30	•		•	•		•		•
DH38MS(H1)	38			•			•	•	
DH40MRY(H1)	40	•		•			•	•	
DH45MR	45	•		•			•	•	
DH50MRY	50	•		•			•	•	

ROTARY HAMMERS

DH24PG(H1) 24mm SDS Plus Rotary Hammer

NEW



- 2 mode action: hammer drilling and drilling only
- Idle striking prevention mechanism reduces vibration and noise during no-load operation
- Single action bit change allows for easy operation
- Variable speed to suit multiple drilling applications
- Large trigger and lock on button for improved useability
- Excellent durability for longer service life
- Forward and reversible for convenience

Specifications

999041

Bit shank	SDS Plus
Capacity	Concrete - drill bit: 24mm
	Concrete - core bit: 50mm
	Steel: 13mm
	Wood: 32mm
Input power	730W
No load speed	0 – 1,050 (min-1)
Full load impact	0 – 3,950 (min-1)
Joules	2.7j
Weight	2.7kg
Length	367mm
Standard accessories	Side handle, depth gauge and carry case



DH26PC(H1) 26mm SDS Plus Rotary Hammer

NEW



- 3-mode action: hammer drilling, drilling only and hammering only
- Idle striking prevention mechanism reduces vibration and noise during no-load operation
- Single action bit change allows for easy operation
- Variable speed to suit multiple drilling applications
- Large trigger and lock on button for improved useability
- Soft touch dual layer front handle with non-slip rear handle
- Forward and reversible for convenience
- Internal pressure adjustment mechanism for stabilised hammering
- Excellent durability for longer service life

Specifications

Auto Stop 999072

Bit shank	SDS Plus
Capacity	Concrete – drill bit: 26mm
	Concrete – core bit: 50mm
	Steel: 13mm
	Wood: 32mm
Input power	830W
No load speed	0 – 1,100 (min-1)
Full load impact	0 – 4,300 (min-1)
Joules	3.2j
Weight	2.8kg
Length	367mm
Standard accessories	Double moulded side handle, depth gauge and carry case



DH28PCY(H1) 28mm SDS Plus Rotary Hammer

NEW



- 3-mode action: hammer drilling, drilling only and hammering only
- User vibration protection: shock absorbing handle with new damping structure
- Idle striking prevention mechanism reduces vibration and noise during no-load operation
- Single action bit change allows for easy operation
- Variable speed to suit multiple drilling applications
- Large trigger and lock on button for improved useability
- Soft touch dual layer front handle with non-slip rear handle
- Forward and reversible for convenience
- Excellent durability for longer service life

Specifications

Auto Stop 999072

Bit shank	SDS Plus
Capacity	Concrete – drill bit: 28mm
	Concrete – core bit: 50mm
	Steel: 13mm
	Wood: 32mm
Input power	850W
No load speed	0 – 1,100 (min-1)
Full load impact	0 – 4,300 (min-1)
Joules	3.4j
Weight	2.9kg
Length	367mm
Standard accessories	Double moulded side handle, depth gauge and carry case



UVP
USER VIBRATION PROTECTION

CORDLESS

PNEUMATIC

DRILLING

ROTARY & DEMOLITION

PASTENING

GRINDING & CUTTING

SANDING & POLISHING

SAWING

PLANING & ROUTING

VACUUMS / BLOWER / HEAT GUNS

HIGH PRESSURE WASHERS

ENGINE

ACCESSORIES

ROTARY HAMMERS

Specifications

999004

Bit shank	SDS Plus
Capacity	Concrete – drill bit: 28mm Concrete – core bit: 80mm Steel: 13mm Wood: 32mm
Input power	720W
No load speed	0 – 800 (min-1)
Full load impact	0 – 4,000 (min-1)
Joules	3.5j
Weight	3.5kg
Length	316mm
Standard accessories	Side handle, depth gauge and carry case



- 3-mode action: hammer drilling, drilling only and hammering only
- Idle striking prevention mechanism reduces vibration and noise during no-load operation
- Single action bit change allows for easy operation
- Variable speed to suit multiple drilling applications
- Large trigger and lock on button for improved useability
- Non-slip handle for a better grip and reduced user fatigue
- Forward and reversible for convenience
- The tool bit can be easily adjusted to 12 different angles by turning the grip with the change lever positioned at 'neutral'



DH28PC(H1)
28mm SDS Plus Rotary Hammer
02025847



Specifications

Auto Stop 999073

Bit shank	SDS Plus
Capacity	Concrete – drill bit: 30mm Concrete – core bit: 90mm Steel: 13mm Wood: 32mm
Input power	850W
No load speed	0 – 850 (min-1)
Full load impact	0 – 3,700 (min-1)
Joules	5.4j
Weight	4.3kg
Length	355mm
Standard accessories	Side handle, depth gauge, dust cap, syringe and carry case



- 3-mode action: hammer drilling, drilling only and hammering only
- Idle striking prevention mechanism reduces vibration and noise during no-load operation
- Single action bit change allows for easy operation
- Variable locking mechanism allows tool bit angle to be easily adjusted to 36 different angles by turning the grip with the change lever positioned at 'neutral'
- Outstanding drilling speed and chisel performance resulting in increased productivity and reduced user fatigue
- Double layer moulded handle to increase user comfort



DH30PC2
30mm SDS Plus Rotary Hammer
05275702



Specifications

999043

Bit shank	SDS Max
Capacity	Concrete – drill bit: 38mm Concrete – core bit: 105mm
Input power	950W
No load speed	620 (min-1)
Full load impact	2,800 (min-1)
Joules	9.0j
Weight	6.4kg
Length	433mm
Standard accessories	Side handle and carry case



- 2-mode action: hammer drilling and hammering only
- Single action bit change allows for easy operation
- The tool bit angle can be easily adjusted to 12 different angles by turning the grip with the change lever positioned at 'neutral'
- Outstanding drilling speed and chisel performance resulting in increased productivity and reduced user fatigue
- Needle-pin type of slip clutch for enhanced user safety



DH38MS(H1)
38mm SDS Max Rotary Hammer



Specifications

Auto Stop 999071

Bit shank	SDS Max
Capacity	Concrete – drill bit: 45mm Concrete – core bit: 125mm
Input power	1,200W
No load speed	120 – 240 (min-1)
Full load impact	1,200 – 2,500 (min-1)
Joules	15.5j
Weight	8.0kg
Length	500mm
Standard accessories	Side handle, depth gauge, grease pack and carry case



- 2-mode action: hammer drilling and hammering only
- Single action bit change allows for easy operation
- Constant speed control with variable speed to suit multiple drilling applications
- The chisel angle can be easily adjusted to 12 different angles by turning the grip with the change lever positioned at 'neutral'
- Non-slip grip handle for both comfort and control
- Needle-pin type of slip clutch for higher slip torque accuracy and enhanced user safety



DH45MR
45mm SDS Max Rotary Hammer



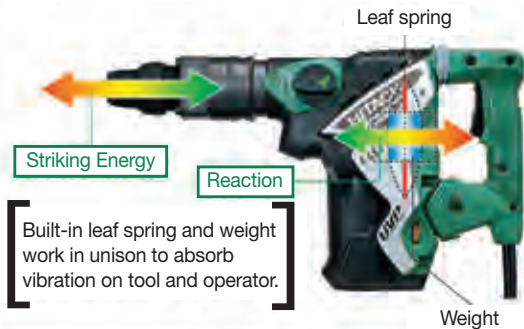
CORDESS
PNEUMATIC
DRILLING
ROTARY & DEMOLITION
FASTENING
GRINDING & CUTTING
SANDING & POLISHING
SAWING
PLANING & ROUTING
VACUUMS / BLOWER / HEAT GUNS
HIGH PRESSURE WASHERS
ENGINE
ACCESSORIES



Hitachi's original innovative technology in the DH40MRY reduces vibration to the operator through a Dynamic Damper and renewed Shock Absorbing Handle.

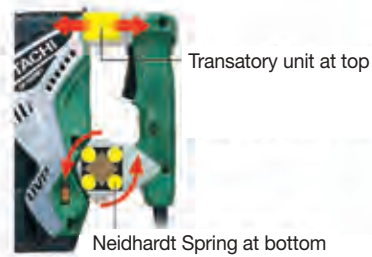
Counter Balance Mechanism Patented Technology

The dynamic dampener with a leaf spring and weight counteracts the levels of tool vibration by up to 60%, therefore extending tool life.



A Renewed Shock Absorbing Handle Patented Technology

Two vibration isolating rubbers are built in between the handle and crank case. There is a transitory unit at the top and a Neidhardt Spring at the bottom to absorb vibration transmitted from the tool to the main body. This means that there will be less vibration transmitted through the handle.



ROTARY HAMMERS

DH40MRY(H1)
40mm SDS Max Rotary Hammer
with UVP
02025830



- 2-mode action: hammer drilling and hammering only
- Constant speed control with variable speed to suit multiple drilling applications
- Single action bit change allows for easy operation
- User Vibration Protection: shock absorbing handle with new damping structure
- Needle-pin type of slip clutch for higher slip torque accuracy and enhanced user safety
- The chisel angle can be easily adjusted to 12 different angles by turning the grip with the change lever positioned at 'neutral'

Specifications

Auto Stop 999073

Bit shank	SDS Max
Capacity	Concrete – drill bit: 40mm Concrete – core bit: 105mm
Input power	950W
No load speed	240 – 480 (min-1)
Full load impact	1,320 – 2,650 (min-1)
Joules	10.5j
Weight	6.8kg
Length	480mm
Standard accessories	Side handle, depth gauge, grease pack and carry case

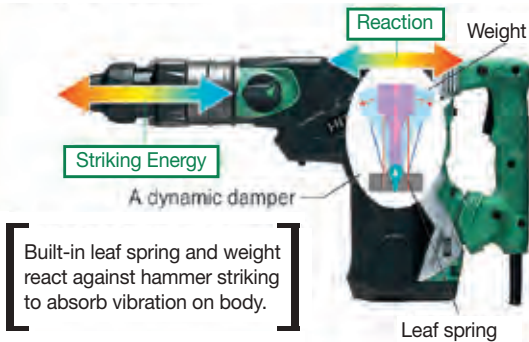




Hitachi's original innovative technology in the DH50MRY reduces vibration to the operator through a Counter Balance System and Shock Absorbing Handle.

Counter Balance Mechanism Patented Technology

Both a leaf spring and a counter balance weight cancel the reaction of vibration.



Built-in leaf spring and weight react against hammer striking to absorb vibration on body.

Shock Absorbing Handle Patented Technology

Shock absorbing handle rubbers are built in two places to reduce body vibration transmitted to the handle. This means that there will be less vibration transmitted through the handle.



ROTARY HAMMERS

Specifications

Auto Stop 999074



Bit shank	SDS Max
Capacity	Concrete – drill bit: 50mm Concrete – core bit: 160mm
Input power	1,400W
No load speed	120 – 260 (min-1)
Full load impact	1,050 – 2,150 (min-1)
Joules	20.0j
Weight	10.5kg
Length	570mm
Standard accessories	Side handle, depth gauge, grease pack and carry case

- 2-mode action: hammer dilling and hammering only
- Single action bit change allows for easy operation
- The chisel angle can be easily adjusted to 12 different angles by turning the grip with the change lever positioned at 'neutral'
- User vibration protection: shock absorbing handle with new damping structure
- Constant speed control with variable speed to suit multiple drilling applications
- Non-slip grip handle for both comfort and control
- Needle-pin type of slip clutch for higher slip torque accuracy and enhanced user safety

DH50MRY

50mm SDS Max Rotary Hammer with UVP



QUICK REFERENCE GUIDE FOR DEMOLITION HAMMERS

Model	Shank Bit	Weight	Shock Absorbing Handle	Adjustable Side Handle	Impact Energy Per Stroke
H41MB	SDS Max Bit	5.1kg		•	10j
H45MRY (H1)	SDS Max Bit	5.9kg	•	•	12.7j
H65SB2	30mm Hex	16.5kg	•	•	42j
H90SB	28mm Hex	32kg	•		55j

DEMOLITION HAMMERS

H41MB 5.1kg SDS Max Demolition Hammer



- Variable lock mechanism for easy adjustment of chisel working angle
- Single action bit change allows for easy operation
- Double moulded side handle for easier operation and tool control
- Shock absorbing mechanism reduces striking impact on internals for prolonged service life
- Higher demolishing performance whilst featuring lower vibration and noise
- Sturdy aluminium body for increased durability
- Compact and lightweight for reduced user fatigue

Specifications

999043

Bit shank	SDS Max
Input power	930W
Full load impact	3,000 (min-1)
Joules	10j
Weight	5.1kg
Length	430mm
Standard accessories	Side handle, bull point and carry case



H45MRY(H1) 5.9kg SDS Max Demolition Hammer with UVP



- Variable lock mechanism for easy adjustment of chisel working angle
- Single action bit change allows for easy operation
- High demolishing performance whilst still achieving low vibration and noise level
- UVP – User Vibration Protection: counter-balance and renewed shock absorbing handle by new damping design
- Idle hammering prevention mechanism to protect tool

Specifications

Auto Stop 999073

Bit shank	SDS Max
Input power	850W
Full load impact	3,000 (min-1)
Joules	12.7j
Weight	5.9kg
Length	475mm
Standard accessories	Side handle, bull point and carry case



CORDLESS

PNEUMATIC

DRILLING

ROTARY & DEMOLITION

PASTENING

GRINDING & CUTTING

SANDING & POLISHING

SAWING

PLANING & ROUTING

VACUUMS / BLOWER / HEAT GUNS

HIGH PRESSURE WASHERS

ENGINE

ACCESSORIES

DEMOLITION HAMMERS

Specifications

Auto Stop 999086

Bit shank	30mm Hex
Input power	1,400W
Full load impact	1,400 (min-1)
Joules	42j
Weight	16.5kg
Length	726mm
Standard accessories	Bull point, chisel, hexagon bar wrench and carry case with wheels



- Powerful 1,400W motor for efficient performance
- High energy impact of 42 Joules for the toughest jobs
- Shock absorbing handles for improved useability and reduced fatigue
- Triple dust sealed and double insulated design for improved durability and reliability
- Low noise and vibration level for improved user comfort and safety

H65SB2

16.5kg 30mm Hex
Demolition Hammer
00096205



323745: Service kit available separately

Specifications

Auto Stop 999086

Bit shank	28mm Hex
Input power	1,650W
Full load impact	850 (min-1)
Joules	55j
Weight	32kg
Length	800mm
Standard accessories	3 x spanners



- Powerful 1,650W motor which produces a full load impact rate of 850/min
- High energy impact of 55 joules for the toughest jobs
- Comfortable shock absorbing handles to reduce user fatigue
- Auto stop carbon brushes
- Designed for heavy demolition work
- Ideal substitute for air operated compressor equipment where access is difficult

H90SB

32kg 28mm Hex Demolition Hammer
00096108



996440: Service kit available separately

Hammer Grease

Image	Part No.	Description	Size	Suitable Model	Barcode
	981840	Crank mechanism grease	30g	H25PV / H41MB / H41SC / H45MR / H45MRY / H60MRV / H70SA / H65SB2 / H90SB	4966375124375
	308471	Crank mechanism grease	70g		4966375124368
	980927	Crank mechanism grease	500g		4966375112747
	714831	Gear grease	100g		8717574028515

User Vibration Protection (UVP)

Hitachi's patented User Vibration Protection (UVP) Technology significantly reduces vibration minimising user fatigue. Hitachi's UVP tools are designed to provide maximum comfort while also delivering maximum performance.



Rotary Hammers
DH28PCY(H1)
DH50MRY
DH40MRY(H1)



Demo Hammer
H45MRY(H1)



Angle Grinder
G18UBY(H1)
G23UBY




Reciprocating Saw
CR13VBY(H1)



Handle
Dampeners

Counterweight




UVP Hammers

A dynamic counterweight neutralises vibration created by the tool while a flexible connection between the handle and tool body allow handle dampeners to reduce vibration by over 50%.*

Side Handle

Main Handle
Dampener




UVP Grinders

An inner joint mechanism allows the main handle to flex at the point of connection to the main body. Vibration absorbing dampers in the main and side handles help to reduce vibration by up to 30%.*

Counterweight

Wobble Plate



UVP Recip Saw

The CR13VBY uses an additional wobble plate to move a counterweight opposite to the movement of the blade plunger to reduce vibration by up to 65%.*

*Compared to standard Hitachi models

FASTENING



HITACHI
Inspire the Next

QUICK REFERENCE GUIDE FOR SCREW DRIVERS

Model	No Load Speed	Power Input	Applicable Fasteners				Weight
			Machine Screw	Self Drilling Screw	Drywall Screw	Wood Screw	
W6VB3	0 – 2,600 (min-1)	620W	6mm	6mm	6mm	5.8mm	1.5kg
W8VB2	0 – 1,700 (min-1)	620W	6mm	8mm	6mm	6.2mm	1.5kg

SCREW DRIVERS

W6VB3

6mm TEK Screw Driver
05275804



- Ideal for self-drilling / TEK screws
- Variable speed to suit multiple drilling applications
- Forward and reversible for convenience
- Aluminium cover and inner cover for increased durability
- One motion detachable locator for easy adjustment
- Soft protector around aluminium gear cover to prevent marks on work piece
- Low operation noise of only 76dB(A) for increased user comfort and safety

Specifications

999005

Bit shank	6.35mm hex
Capacity	Machine screw: 6mm Drywall screw: 6mm Self-drilling screw: 6mm Wood screw: 5.8mm
Input power	620W
No load speed	0 – 2,600 (min-1)
Length	312mm
Weight	1.5kg
Standard accessories	Magnetic hex socket and sub stopper



4 9 6 6 3 7 6 1 2 1 4 3 4

W8VB2

8mm Tek Screw Driver
05275821



- Ideal for self-drilling / TEK screws
- Variable speed to suit multiple drilling applications
- Forward and reversible for convenience
- Aluminium cover and inner cover for increased durability
- One motion detachable locator for easy adjustment
- Soft protector around aluminium gear cover to prevent marks on work piece
- Low operation noise of only 76dB(A) for increased user comfort and safety

Specifications




999005

Bit shank	6.35mm hex
Capacity	Machine screw: 6mm Dry wall screw: 6mm Self drilling screw: 8mm Wood screw: 6.2mm
Input power	620W
No load speed	0 – 1,700 (min-1)
Length	312mm
Weight	1.5kg
Standard accessories	Magnetic hex socket and sub stopper



4 9 6 6 3 7 6 1 2 1 5 1 9

ACCESSORIES FOR SCREW DRIVERS

	Part No.	Description	For Model	Barcode
	982563Z	Non-Magnetic Bit Holder	W8VB	4966375536819
	752398	Magnetic Bit Holder (41L)	W6VA4, W6VB3, W8VB, W8VB2	8717472814098
	985322	5/16" Magnetic Hex Socket	W6VB3, W8VB, W8VB2	4966375115793
	317670	Sub Locator 3/8"	W8VB	4966375287292
	317671	Sublocator for 5/16" Hex Socket	W6VA4, W6VB3, W8VB, W8VB2	4966375287308

QUICK REFERENCE GUIDE FOR IMPACT WRENCHES

Model	Power Input	No Load Speed	Impact Rate	Torque	Capacity		Weight
					Ordinary Bolt	High Tension Bolt	
WR16SA(H7)	420W	1,700 (min-1)	1,900 (min-1)	300Nm	12-22mm	12-16mm	2.9kg
WR22SA	850W	1,800 (min-1)	2,000 (min-1)	610Nm	14-24mm	16-22mm	4.8kg

IMPACT WRENCHES

Specifications

999021

Capacity	Ordinary bolt: 12 – 22mm High tension bolt: 12 – 16mm
Input power	420W
Torque	300Nm
No load speed	1,700 (min-1)
Impact rate	1,900 (min-1)
Weight	2.9Kg
Length	258mm
Standard accessories	Side handle. Socket not included



- Powerful 420W motor with a maximum torque of 300Nm for high torque applications
- Rocker switch for easy forward and reverse
- Large bumper protects the outer frame and helps protect work pieces
- Soft grip handle for easy handling and user comfort

WR16SA(H7) 12.7mm Impact Wrench 06450283



Specifications

999043

Capacity	Ordinary bolt: 14 – 24mm High tension bolt: 16 – 22mm
Input power	850W
Torque	610Nm
No load speed	1,800 (min-1)
Impact rate	2,000 (min-1)
Weight	4.8kg
Length	303mm
Standard accessories	Side handle and carry case. Socket not included



- Powerful 850W motor with a maximum torque of 610Nm for high torque applications
- Rocker switch for easy forward and reverse
- Large bumper protects the outer frame and helps protect work pieces
- Soft grip handle for easy handling and user comfort
- Aluminium die-cast body for longer service life

WR22SA 19mm Impact Wrench 00097709



CORDESS

PNEUMATIC

DRILLING

ROTARY &
DEMOLITION

FASTENING

GRINDING
& CUTTING

SANDING &
POLISHING

SAWING

PLANING &
ROUTING

VACUUMS/
BLOWER/
HEAT GUNS

HIGH
PRESSURE
WASHERS

ENGINE

ACCESSORIES

ACCESSORIES FOR IMPACT WRENCHES

752500

41 Piece Impact Socket and Bit Set

NEW

Kit Includes:

- PH1, PH2, PH3, PZ1, PZ2, PZ3
- T10, T15, T20, T25, T27, T30, T40
- TX10, TX15, TX20, TX25, TX27, TX30, TX40
- Hexagonal 3, Hexagonal 4, Hexagonal 5, Hexagonal 6
- Slotted 3, Slotted 4, Slotted 5, Slotted 6
- Quick change magnetic bit holder
- ½" Drive (12.7mm) Impact sockets 8, 10, 11, 12, 13, 14, 17, 19, 21, 22mm
- Adapter hex ¼" (6.35mm) to square ½" (12.7mm)
- Adapter square internal ½", (12.7mm) to hex internal ¼" (6.35mm)



751879

10 Piece Impact Socket Set

Kit Includes:

- ½" Drive (12.7mm) Impact Sockets 10, 11, 12, 13, 14, 17, 19, 21, 22, 24mm
- Featuring 1 x ring + pin, type 1 and type 2



CORDLESS

PNEUMATIC

DRILLING

ROTARY & DEMOLITION

FASTENING

GRINDING & CUTTING

SANDING & POLISHING

SAWING

PLANING & ROUTING

VACUUMS / BLOWER / HEAT GUNS

HIGH PRESSURE WASHERS

ENGINE

ACCESSORIES

GRINDING & CUTTING



HITACHI
Inspire the Next

QUICK REFERENCE GUIDE FOR GRINDERS

Model	Wheel Diameter	Input Power	No load speed	Spindle Thread	Anti Vibe Handle	UVP	Switch Type	Trigger Lock	Weight
G10SR3(H6)	100mm	730W	10000 (min-1)	M10 x 1.5			Slide	•	1.4Kg
G10SR3-BP	100mm	730W	10000 (min-1)	M10 x 1.5			Slide	•	1.4Kg
G10SD2	100mm	760W	11000 (min-1)	M10 x 1.5			Slide	•	1.6Kg
G10SN(H1)	100mm	840W	10000 (min-1)	M10 x 1.5			Slide	•	1.6Kg
G10SQ(H1)	100mm	840W	10000 (min-1)	M10 x 1.5			Paddle		1.6Kg
G12SR3(H6)	115mm	730W	10000 (min-1)	M14 x 2			Slide	•	1.4Kg
G12SR3-BP	115mm	730W	10000 (min-1)	M14 x 2			Slide	•	1.4Kg
G12SE2	115mm	1200W	11000 (min-1)	M14 x 2	•		Paddle		1.9Kg
G13SR3(H6)	125mm	730W	10000 (min-1)	M14 x 2			Slide	•	1.4Kg
G13SR3-BP	125mm	730W	10000 (min-1)	M14 x 2			Slide	•	1.4Kg
G13SB3	125mm	1300W	11000 (min-1)	M14 x 2	•		Slide	•	1.9Kg
G13VA(H1)	125mm	1430W	2,800 to 10,500 (min-1)	M14 x 2	•		Slide	•	2.0Kg
G13SQ(H1)	125mm	840W	10000 (min-1)	M14 x 2			Paddle		1.6Kg
G13SE2	125mm	1200W	11000 (min-1)	M14 x 2	•		Paddle		1.9Kg
G13YC2	125mm	1430W	10500 (min-1)	M14 x 2	•		Paddle		2.0Kg
G13SC2	125mm	1200W	10000 (min-1)	M14 x 2	•		Trigger		2.8Kg
G18SE3	180mm	2400W	8500 (min-1)	M14 x 2	•		Trigger		5.0Kg
G18UC	180mm	2400W	8500 (min-1)	M14 x 2	•		Trigger		6.2Kg
G18UBY	180mm	2400W	8500 (min-1)	M14 x 2	•	•	Trigger		5.1Kg
G23SS(H1)	230mm	1900W	6600 (min-1)	M14 x 2			Trigger		4.3Kg
G23SE2	230mm	2400W	6600 (min-1)	M14 x 2	•		Trigger		5.0Kg
G23UB2	230mm	2400W	6600 (min-1)	M14 x 2	•		Trigger		5.0Kg
G23UBY	230mm	2400W	6600 (min-1)	M14 x 2	•	•	Trigger		5.1Kg

ANGLE GRINDERS WITH SLIDE SWITCHES

G10SR3(H6) 100mm Angle Grinder



- Powerful 730W motor for medium duty commercial applications
- Lockable slide switch on side
- Shaft lock button for easy wheel change
- Two position side handle for easy operation and flexibility
- Lightweight and compact at 1.4kg for reduced user fatigue



Specifications

999005

Wheel diameter	100mm
Input power	730W
No load speed	10,000 (min-1)
Hole diameter	16mm
Spindle thread	M10 x 1.5
Weight	1.4kg
Length	254mm
Standard accessories	Side handle, grinding wheel, wrench and carry case



G10SR3-BP 100mm Angle Grinder Kit 03711118



- Powerful 730W motor for medium duty commercial applications
- Lockable slide switch on side
- Shaft lock button for easy wheel change
- Two position side handle for easy operation and flexibility
- Lightweight at 1.4kg for reduced user fatigue
- Includes 3 x inox wheels, 1 x diamond wheel, 1 x grinding wheel and 1 x tape measure



Specifications

999005

Wheel diameter	100mm
Input power	730W
No load speed	10,000 (min-1)
Hole diameter	16mm
Spindle thread	M10 x 1.5
Weight	1.4kg
Length	254mm
Standard accessories	Side handle, 3 x inox wheels, 1 x grinding wheel, 1 x diamond wheel, tape measure, wrench and carry case



CORDLESS

PNEUMATIC

DRILLING

ROTARY & DEMOLITION

PASTENING

GRINDING & CUTTING

SANDING & POLISHING

SAWING

PLANING & ROUTING

VACUUMS / BLOWER / HEAT GUNS

HIGH PRESSURE WASHERS

ENGINE

ACCESSORIES

ANGLE GRINDERS WITH SLIDE SWITCHES

Specifications

999088

Wheel diameter	100mm
Input power	760W
No load speed	11,000 (min-1)
Hole diameter	16mm
Spindle thread	M10 x 1.5
Weight	1.6kg
Length	250mm
Standard accessories	Side handle, grinding wheel and wrench



- Powerful 760W motor for medium duty commercial applications
- Lockable slide switch on top
- Shaft lock button for easy wheel change
- Two position side handle for easy operation and flexibility
- Lightweight at 1.6kg for reduced user fatigue



G10SD2

100mm Angle Grinder
00098708

Specifications

999005

Wheel diameter	100mm
Input power	840W
No load speed	10,000 (min-1)
Hole diameter	16mm
Spindle thread	M10 x 1.5
Weight	1.6kg
Length	259mm
Standard accessories	Side handle, grinding wheel and wrench



- Powerful 840W motor for medium duty commercial applications
- Slide switch on side for easy operation
- Shaft lock button for easy wheel change
- Two position side handle for easy operation and flexibility
- Top dust durability to improve tool service life
- Top overload durability to protect the tool
- Lightweight and compact at only 1.6kg and 259mm for reduced user fatigue



G10SN(H1)

100mm Angle Grinder
02025745

Coming Soon

Specifications

999005

Wheel diameter	115mm
Input power	730W
No load speed	10,000 (min-1)
Hole diameter	22.2mm
Spindle thread	M14 x 2
Weight	1.4kg
Length	254mm
Standard accessories	Side handle, grinding wheel, wrench and carry case



- Powerful 730W motor for medium duty commercial applications
- Lockable slide switch on side
- Shaft lock button for easy wheel change
- Two position side handle for easy operation and flexibility
- Lightweight at 1.4kg for reduced user fatigue



G12SR3(H6)

115mm Angle Grinder

Specifications

999005

Wheel diameter	115mm
Input power	730W
No load speed	10,000 (min-1)
Hole diameter	22.2mm
Spindle thread	M14 x 2
Weight	1.4kg
Length	254mm
Standard accessories	Side handle, 3 x inox wheels, 1 x diamond wheel, 1 x grinding wheel, tape measure, wrench and carry case



- Powerful 730W motor for medium duty commercial applications
- Lockable slide switch on side
- Shaft lock button for easy wheel change
- Two position side handle for easy operation and flexibility
- Lightweight at 1.4kg for reduced user fatigue
- Includes 3 x inox wheels, 1 x diamond wheel, 1 x grinding wheel and 1 x tape measure



G12SR3-BP
115mm Angle Grinder Kit

CORLESS

PNEUMATIC

DRILLING

ROPAKY & DEMOLITION

FASTENING

GRINDING & CUTTING

SANDING & POLISHING

SAWING

PLANING & ROUTING

VACUUMS / BLOWER / HEAT GUNS

HIGH PRESSURE WASHERS

ENGINE

ACCESSORIES

ANGLE GRINDERS WITH SLIDE SWITCHES

G13SR3(H6) 125mm Angle Grinder



- Powerful 730W motor for medium duty commercial applications
- Lockable slide switch on side
- Shaft lock button for easy wheel change
- Two position side handle for easy operation and user flexibility
- Lightweight at 1.4kg for reduced user fatigue
- Excellent dust durability with improved internal protection
- Excellent overload durability for increased tool service life

Specifications

999005

Wheel diameter	125mm
Input power	730W
No load speed	10,000 (min-1)
Hole diameter	22.2mm
Spindle thread	M14 x 2
Weight	1.4kg
Length	254mm
Standard accessories	Side handle, grinding wheel, wrench and carry case



G13SR3-BP 125mm Angle Grinder Kit 07810895



- Powerful 730W motor for medium duty commercial applications
- Lockable slide switch on side
- Shaft lock button for easy wheel change
- Two position side handle for easy operation and user flexibility
- Lightweight at 1.4kg for reduced user fatigue
- Excellent dust durability with improved internal protection
- Excellent overload durability for increased tool service life
- Includes 3 x inox wheels, 1 x diamond wheel, 1 x grinding wheel and 1 x tape measure

Specifications

Wheel diameter	125mm
Input power	730W
No load speed	10,000 (min-1)
Hole diameter	22.2mm
Spindle thread	M14 x 2
Weight	1.4kg
Length	254mm
Standard accessories	Side handle, 3 x inox wheels, 1 x grinding wheel, 1 x diamond wheel, tape measure, wrench and carry case



G13SB3 125mm Angle Grinder 00098407



- Powerful 1,300W motor for the heavy duty commercial applications
- Lockable slide switch on top
- Shaft lock button for easy wheel change
- Two position anti vibration side handle for easy operation and user flexibility
- Variable speed control to ensure highly efficient work
- Excellent dust durability with improved internal protection
- Excellent overload durability for increased tool service life

Specifications

999088

Wheel diameter	125mm
Input power	1,300W
No load speed	11,000 (min-1)
Hole diameter	22.2mm
Spindle thread	M14 x 2
Weight	1.9kg
Length	283mm
Standard accessories	Anti vibration side handle, grinding wheel and wrench



G13VA(H1) 125mm Angle Grinder



- Powerful 1,430W motor for heavy duty commercial applications
- Features constant speed control, soft start, variable speed, overload protection, kickback protection and 0 voltage restart protection
- Variable speed control to ensure highly efficient work
- Lockable slide switch on side
- Shaft lock button for easy wheel change
- Two position anti vibration handle for easy operation and user flexibility
- Tool-less guard for quick adjustment and convenience
- Lightweight at 2.0kg for reduced user fatigue

Specifications

999088

Wheel diameter	125mm
Input power	1,430W
No load speed	2,800 to 10,500 (min-1)
Hole diameter	22.2mm
Spindle thread	M14 x 2
Weight	2.0kg
Length	297.5mm
Standard accessories	Anti vibration side handle, grinding wheel, wrench and hex wrench



ANGLE GRINDERS WITH PADDLE (DEADMAN) SWITCHES

Specifications

999005

Wheel diameter	100mm
Input power	840W
No load speed	10,000 (min-1)
Hole diameter	16mm
Spindle thread	M10 x 1.5
Weight	1.6kg
Length	273mm
Standard accessories	Side handle, grinding wheel and wrench



- Powerful 840W motor for medium duty commercial applications
- Compact and lightweight at only 1.6kg and 196mm grip circumference for reduced user fatigue and increased user comfort
- Shaft lock button for easy wheel change
- Two position handle for easy operation and flexibility
- Full length paddle (deadman) switch for user comfort
- Excellent overload durability for increased tool service life

G10SQ(H1)

100mm Angle Grinder
00872346



Specifications

Auto Stop 999076

Wheel diameter	115mm
Input power	1,200W
No load speed	11,000 (min-1)
Hole diameter	22.2mm
Spindle thread	M14 x 2
Weight	1.9kg
Length	321mm
Standard accessories	Anti vibration side handle, grinding wheel and wrench



- Powerful 1,200W motor for heavy duty commercial applications
- Paddle (deadman) switch for user safety
- Shaft lock button for easy wheel change
- Two position anti vibration handle for easy operation and flexibility
- Tool-less guard for quick adjustment and convenience
- Lightweight at 1.9kg for reduced user fatigue
- Excellent overload durability for increased tool service life

G12SE2

115mm Angle Grinder
02910951



Specifications

999005

Wheel diameter	125mm
Input power	840W
No load speed	10,000 (min-1)
Hole diameter	22.2mm
Spindle thread	M14 x 2
Weight	1.6kg
Length	273mm
Standard accessories	Side handle, grinding wheel and wrench



- Powerful 840W motor for medium duty commercial applications
- Full length paddle (deadman) switch for user safety
- Shaft lock button for easy wheel change
- Two position handle for easy operation and user flexibility
- Lightweight at 1.6kg and with a grip circumference of only 196mm for reduced user fatigue

G13SQ(H1)

125mm Angle Grinder
00872363



Specifications

999088

Wheel diameter	125mm
Input power	1,200W
No load speed	11,000 (min-1)
Hole diameter	22.2mm
Spindle thread	M14 x 2
Weight	1.9kg
Length	321mm
Standard accessories	Anti vibration side handle, grinding wheel and wrench



- Powerful 1,200W motor for heavy duty commercial applications
- Paddle (deadman) switch for user safety
- Shaft lock button for easy wheel change
- Two position anti vibration handle for easy operation and user flexibility
- Tool-less guard for quick adjustment and convenience
- Lightweight at 1.9kg for reduced user fatigue
- Excellent overload durability for increased tool service life

G13SE2
125mm Angle Grinder
01045711



CORLESS

PNEUMATIC

DRILLING

ROTARY & DEMOLITION

FASTENING

GRINDING & CUTTING

SANDING & POLISHING

SAWING

PLANING & ROUTING

VACUUMS / BLOWER / HEAT GUNS

HIGH PRESSURE WASHERS

ENGINE

ACCESSORIES

ANGLE GRINDERS WITH PADDLE (DEADMAN) SWITCHES

G13YC2
125mm Angle Grinder
01557718



Specifications

999076

Wheel diameter	125mm
Input power	1,430W
No load speed	10,500 (min-1)
Hole diameter	22.2mm
Spindle thread	M14 x 2
Weight	2.0kg
Length	323mm
Standard accessories	Anti vibration side handle, grinding wheel, wrench and hex wrench

- Powerful 1,430W motor for heavy duty commercial applications
- Paddle (deadman) switch for user safety
- Shaft lock button for easy wheel change
- Two position anti-vibration handle for easy operation and user flexibility
- Convenient tool-less wheel guard for easy adjustment
- Lightweight at 2.0kg for improved user comfort and reduced fatigue
- Anti vibration technology reducing vibration by up to 35% for increased user safety and comfort
- Increased user protection featuring constant speed control, soft start, overload protection, kick back protection and 0 voltage protection
- Suitable for mining, petroleum and gas industry, maintenance and construction industries

Safety Features Explained

The G13YC2 is equipped with an essential array of features to help improve user safety.

■ Paddle (Deadman) Switch

Featuring a non-lockable paddle switch that cannot be locked in the 'on' position and is designed to cut off power as soon as finger pressure is released from the paddle. The benefit is to reduce potential injury if the operator becomes distracted or unable to properly control the tool.

■ Constant Speed Control

This electronically controlled feature maintains constant rotation speed during heavy load operation. This results in constant operation efficiency due to no loss of rotation speed.

■ Kickback Protection Control

Kickback occurs when a pinched or snagged rotating wheel causes rapid stalling of the rotating wheel. This in turn causes the tool to be forced in the direction opposite to the wheels rotation. In the event of kickback this feature will automatically cut off power to the motor.

■ Overload Protection Control

The overload protection feature shuts off power to the motor in the event of a sudden drop in wheel rotation speed during operation or excessive pressure on the tool. This feature greatly reduces the risk of motor burnout, therefore extending tool life.

■ Soft-Start Speed Control

Upon start up, this feature gradually builds wheel rotation speed and therefore reduces the reactive force generated during motor start up. It provides increased safety and control by preventing wrenching or twisting on start up.

■ 0-Voltage Restart Protection Control

This feature disables the motor from restarting when power is unexpectedly cut and then recovered. This feature minimises accidents due to unexpected motor restart.

■ Anti Vibration Handle

Hitachi's Anti Vibration handle reduces vibration by up to 35%, reducing user fatigue.



4 9 6 6 3 7 6 2 0 3 1 6 1

CORDLESS

PNEUMATIC

DRILLING

ROTARY & DEMOLITION

PASTENING

GRINDING & CUTTING

SANDING & POLISHING

SAWING

PLANING & ROUTING

VACUUMS / BLOWER / HEAT GUNS

HIGH PRESSURE WASHERS

ENGINE

ACCESSORIES

ANGLE GRINDERS WITH TRIGGER SWITCHES

Specifications

999043

Wheel diameter	125mm
Input power	1,200W
No load speed	10,000 (min-1)
Hole diameter	22.2mm
Spindle thread	M14 x 2
Weight	2.8kg
Length	391mm
Standard accessories	Anti vibration side handle, grinding wheel and wrench



- Powerful 1,200W motor for heavy duty commercial applications
- Rear trigger switch for increased useability
- Shaft lock button for easy wheel change
- Three position anti vibration handle for easy operation and increased user flexibility
- Lightweight at 2.8kg for reduced user fatigue
- Dust seal system for increased tool life

G13SC2

125mm Angle Grinder
09835111



Specifications

999061

Wheel diameter	180mm
Input power	2,400W
No load speed	8,500 (min-1)
Hole diameter	22.2mm
Spindle thread	M14 x 2
Weight	5.0kg
Length	478mm
Standard accessories	Anti vibration side handle, grinding wheel, wrench and wheel nut



- Powerful 2,400W motor for heavy duty commercial applications
- 'Deadman' switch for improved user safety
- Three position anti vibration handle for user comfort and safety
- Shaft lock button for easy wheel change
- Tool-less wheel guard for easy adjustment
- Lightweight at 5.0kg for reduced user fatigue
- Excellent dust durability with improved internal protection
- Excellent overload durability for long term usage

G18SE3

180mm Angle Grinder
00098203



Specifications

999038

Wheel diameter	230mm
Input power	1,900W
No load speed	6,600 (min-1)
Hole diameter	22.2mm
Spindle thread	M14 x 2
Weight	4.3Kg
Length	463mm
Standard accessories	Side handle, wrench, wheel nut and hex bar wrench



- Powerful 1,900W motor for heavy duty commercial applications
- 'Deadman' switch for improved user safety
- Three position handle for user comfort and safety
- Shaft lock button for easy wheel change
- Lightweight at 4.3kg for reduced user fatigue
- Excellent dust durability with improved internal protection
- Durable ball bearing retainer thanks to the iron bushing
- Excellent overload durability for long term usage

G23SS(H1)
230mm Angle Grinder



Specifications

999061

Wheel diameter	230mm
Input power	2,400W
No load speed	6,600 (min-1)
Hole diameter	22.2mm
Spindle thread	M14 x 2
Weight	5.0kg
Length	478mm
Standard accessories	Anti vibration side handle, grinding wheel, wrench and wheel nut



- Powerful 2,400W motor for heavy duty commercial applications
- 'Deadman' switch for user safety
- Shaft lock button for easy wheel change
- Three position anti vibration handle for easy operation and user flexibility
- Convenient tool-less wheel guard for easy adjustment
- Lightweight at 5.0kg for user comfort
- Less sound and noise from gearing for increased useability

G23SE2
230mm Angle Grinder
09843417



CORLESS

PNEUMATIC

DRILLING

ROPAKY & DEMOLITION

FASTENING

GRINDING & CUTTING

SANDING & POLISHING

SAWING

PLANING & ROUTING

VACUUMS / BLOWER / HEAT GUNS

HIGH PRESSURE WASHERS

ENGINE

ACCESSORIES

ANGLE GRINDERS WITH SOFT START

G18UC (H1) 180mm Angle Grinder

NEW



- Powerful 2,400W motor for heavy duty commercial applications
- 'Deadman' switch for user safety
- Shaft lock button for easy wheel change
- Three position anti vibration handle for easy operation and user flexibility
- Tool-less wheel guard for easy adjustment
- Electronic soft start for user safety
- 0-voltage restart protection feature disables motor restart in the event of loss of power
- Excellent dust durability with improved internal protection

Specifications

999061

Wheel diameter	180mm
Input power	2,400W
No load speed	8,500 (min-1)
Hole diameter	22.2mm
Spindle thread	M14 x 2
Weight	6.2kg
Length	478mm
Standard accessories	Anti vibration side handle, grinding disc, wheel and wheel nut



G18UBY(H1) 180mm Angle Grinder with UVP



- Powerful 2,400W motor for heavy duty commercial applications
- 'Deadman' switch for user safety
- Shaft lock button for easy wheel change
- Three position anti vibration handle for easy operation and user flexibility
- Lightweight at 5.1kg for user comfort
- Tool-less wheel guard for easy adjustment
- Electronic soft start for user safety
- Less sound and noise from gearing for increased useability
- UVP - User Vibration Protection: vibration-absorbing on both body and side handle

Specifications

999061

Wheel diameter	180mm
Input power	2,400W
No load speed	8,500 (min-1)
Hole diameter	22.2mm
Spindle thread	M14 x 2
Weight	5.1kg
Length	500mm
Standard accessories	Anti vibration side handle, grinding wheel and wrench



UVP
USER VIBRATION PROTECTION

G23UB2 230mm Angle Grinder 05400363



- Powerful 2,400W motor for heavy duty commercial applications
- 'Deadman' switch for user safety
- Shaft lock button for easy wheel change
- Three position anti vibration handle for easy operation and user flexibility
- Convenient tool-less wheel guard for easy adjustment
- Lightweight at 5.0kg for user comfort
- Electronic soft start for user safety
- Less sound and noise from gearing for increased useability

Specifications

999061

Wheel diameter	230mm
Input power	2,400W
No load speed	6,600 (min-1)
Hole diameter	22.2mm
Spindle thread	M14 x 2
Weight	5.0kg
Length	478mm
Standard accessories	Anti vibration side handle, grinding wheel, wrench and wheel nut



G23UBY 230mm Angle Grinder with UVP 07213634



- Powerful 2,400W motor for heavy duty commercial applications
- 'Deadman' switch for user safety
- Shaft lock button for easy wheel change
- Three position anti vibration handle for easy operation and user flexibility
- Convenient tool-less wheel guard for easy adjustment
- Lightweight at 5.1kg for user comfort
- Electronic soft start for user safety
- Less sound and noise from gearing for increased useability
- UVP - User Vibration Protection: vibration-absorbing on both body and side handle

Specifications

999061

Wheel diameter	230mm
Input power	2,400W
No load speed	6,600 (min-1)
Hole diameter	22.2mm
Spindle thread	M14 x 2
Weight	5.1kg
Length	500mm
Standard accessories	Anti vibration side handle, grinding wheel, wrench and wheel nut



UVP
USER VIBRATION PROTECTION

DIE GRINDERS

Specifications

999088

Max. wheel diameter	25mm
Collet chuck	6.35mm (standard)
Input power	520W
No load speed	29,000 (min-1)
Weight	1.7kg
Length	359mm
Standard accessories	Side handle and wrench



- Powerful 520W motor for heavy duty performance
- High no load speed of 29,000 (min-1) for better finishing applications
- Extended front housing allows easy access to recessed work pieces
- All ball bearing construction for extended tool life

GP2S2(H1)

25mm Die Grinder
00717855



Specifications

999088

Max. wheel diameter	25mm
Collet chuck	6.35mm (standard)
Input power	760W
No load speed	7,000 – 29,000 (min-1)
Weight	1.8kg
Length	406mm
Standard accessories	Side handle and wrench



- Powerful 760W motor for heavy duty performance
- High no load speed of 29,000 (min-1) for better finishing applications
- Extended front housing allows easy access to recessed work pieces
- Features constant speed control, soft start and variable speed control for improved control and safety
- All ball bearing construction for extended tool life

GP3V(H1)

25mm Die Grinder
02025898



Specifications

999088

Max. wheel diameter	50mm
Collet chuck	6.35mm (standard)
Input power	760W
No load speed	2,000 – 8,300 (min-1)
Weight	1.9kg
Length	406mm
Standard accessories	Side handle and 2 x wrench



- Powerful 760W motor for heavy duty performance
- High no load speed of 8,300 (min-1) for better finishing applications
- Extended front housing allows easy access to recessed work pieces
- Features constant speed control, soft start and variable speed control for improved control and safety
- All ball bearing construction for extended tool life

GP5V(H1)

50mm Die Grinder
02025915



CORDELESS

PNEUMATIC

DRILLING

ROTARY & DEMOLITION

FASTENING

GRINDING & CUTTING

SANDING & POLISHING

SAWING

PLANING & ROUTING

VACUUMS / BLOWER / HEAT GUNS

HIGH PRESSURE WASHERS

ENGINE

ACCESSORIES

CORDLESS

PNEUMATIC

DRILLING

ROTARY & DEMOLITION

PASTENING

GRINDING & CUTTING

SANDING & POLISHING

SAWING

PLANING & ROUTING

VACUUMS / BLOWER / HEAT GUNS

HIGH PRESSURE WASHERS

ENGINE

ACCESSORIES

HIGH SPEED CUT-OFF SAWS

CC14SF-6W 355mm Metal Cut Off Saw

NEW



**INCLUDES
6 X CUT OFF
WHEELS**



- Powerful 2,400W motor for heavy duty applications
- One touch vice system allows quick feeding and easy clamping and tightening
- Spindle lock makes mounting and dismantling wheels more convenient
- Sturdy aluminium housing for extended service life
- Spark diversion guard for user safety
- Soft grip handle for added user comfort
- Externally accessible carbon brushes for easy service and maintenance
- Cuts left and right at 45°

Specifications

999044

Capacity	Bar diameter: 65mm at 90° Pipe diameter: 120mm at 90° Rectangular shaped steel: 130 x 115mm, 235 x 70mm, 195 x 100mm
Input power	2,400W
No load speed	3,800 (min-1)
Wheel diameter	355mm
Weight	16.5kg
Dimensions	318 x 603 x 603mm
Standard accessories	8mm hex key and 6 cut off wheels



CC14SF-6WAGP 2 Piece Metalwork Combo Kit

NEW



**INCLUDES
6 X CUT OFF
WHEELS**

Metal Cut Off Saw Specifications

999044

Capacity	Bar diameter: 65mm at 90° Pipe diameter: 120mm at 90° Rectangular shaped steel: 130 x 115mm, 235 x 70mm, 195 x 100mm
Input power	2,400W
No load speed	3,800 (min-1)
Wheel diameter	355mm
Weight	16.5kg
Dimensions	318 x 603 x 603mm
Standard accessories	8mm hex key and 6 cut off wheels

Angle Grinder Kit Specifications

999005

Wheel diameter	100mm
Input power	730W
No load speed	10,000 (min-1)
Hole diameter	16mm
Spindle thread	M10 x 1.5
Weight	1.4kg
Length	254mm
Standard accessories	Side handle, 3 x inox wheels, 1 x grinding wheel, 1 x diamond wheel, tape measure, wrench and carry case



CC16SA 405mm Cut Off Saw 00112419



- Powerful 2,400W motor for heavy duty applications
- Wind up vice for secure and easy clamping and tightening
- Spindle lock makes mounting and dismantling wheels more convenient
- Double reinforced base for increased strength
- Double insulation construction for more safety
- Externally accessible carbon brushes for easy service and maintenance

Specifications

Auto Stop 999082Z

Capacity	Bar diameter: 75mm Pipe diameter: 120mm Shaped steel: 120 x 120mm
Input power	2,400W
No load speed	3,500 (min-1)
Wheel diameter	405mm
Wheel bore	25.4mm
Weight	22.5kg
Dimensions	320 x 592 x 691mm
Standard accessories	Cut off wheel and wrench



CC16SB 405mm 3 Phase Cut Off Saw 02522399



- Powerful 3,700W induction motor for the toughest jobs
- Solid cast iron wheels for mobility
- Mounting brackets for securing to work bench
- Large 405mm wheel for the toughest jobs
- Adjustable angle cutting up to 45°

Specifications

Capacity	Bar diameter: 75mm Pipe diameter: 130mm Shaped steel: 110 x 110mm
Input power	3,700W
No load speed	2,900 (min-1)
Wheel diameter	405mm
Wheel bore	25.4mm
Weight	96kg
Dimensions	424 x 894 x 965mm
Standard accessories	Cut off wheel and wrench



SHEAR

Specifications

999021



Capacity	Mild Steel: 1.6mm Stainless: 1.2mm Aluminium: 2.3mm Minimum cutting radius: 25mm
Input power	400W
No load speed	4,700 (min-1)
Weight	1.7kg
Length	250mm
Standard accessories	Blade set, thickness gauge and hex bar wrench

- Powerful 400W motor for heavy duty applications
- Lockable top switch for user comfort
- 1.6mm steel cutting capacity
- Scrap guide protects operator's hand from cut-off strips
- Easily replaceable blades have 8 cutting edges each for extended service life
- Externally accessible carbon brushes for easy maintenance and service

CE16SA
1.6mm Hand Shear
09580819



Recommended Service Life of Throw-away Type Blade for CE16SA

Cutting Edge	Service Life		Test Condition
	One cutting edge	400m	
One blade	3,200m		

Cutter Blade

Moving Blade	Stationary Blade	Capacity	Part Name	Code No.
			1.6mm	Moving Blade
			Stationary Blade	998001

NIBBLER

Specifications

999021



Capacity	Mild steel: 1.6mm Stainless: 1.2mm Aluminium: 2.3mm
Input power	400W
No load speed	2,300 (min-1)
Weight	1.6kg
Length	250mm
Standard accessories	2 x hex bar wrench

- Powerful 400W motor for heavy duty applications
- Lockable slide switch for user comfort
- 3 positive stop die holder permits straight, right and left cutting
- Lightweight and compact featuring a small grip circumference for user comfort
- Punch and die service life: 300m cutting capacity for 1.6mm steel, 50m corrugated or trapezoidal shape or 200m 1.2mm stainless steel plate 1.2mm
- Externally accessible carbon brushes for easy maintenance and service

CN16SA
1.6mm Nibbler
01577654



Recommended Service Life of Punch and Die for CN16SA

Test Condition	Service Life
1.6mm Mild Steel Plate	300m
1.6mm Mild Steel Plate (Corrugated or trapezoidal shape)	50m
1.2mm Stainless Steel Plate	200m

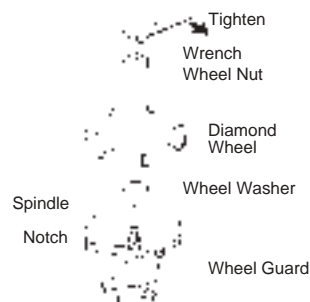
Punch and Die

Die	Punch	Capacity	Part Name	Code No.
			1.6mm	Punch
			Die Assembly	998039

ACCESSORIES

Inner Flanges

Part No	For Model	Barcode
937835Z	G10SD2	4966375447313
320497	G10SQ / G10SS / G10SN / G10SR3 / G10SR2	4966375309512
937817Z	G12S2 / G12SE2 / G12SR2 / G12SR3 / G13SN / G13SR3 / G13SE2 / G13V / G13SB3 / G13SR3 / G13YF / G13YA / G12SE2 / G13SE2 / G13SQ / G13YC2 / G18DSL	4966375447252
319373	G13SS	4966375300687
937908Z	G18SE2 / G18SE3 / G23MRU / G23SE / G23SS / G23SE2 / G23SF2 / G23UB2	4966375447498
937907Z	G18UBY / G23SR / G23UB2 / G23UBY	4966375447481
312323	CM12Y	4966375245223



Wheel Nuts

Part No.	Thread Size	For Model	Barcode
994324	Outer M14 X 2	G12SR3 / G13SR3 / G13SB3 / G13YF / G13YA / G12SE2 / G13SE2 / G13SQ / G13YC2 / G18DSL	4966375569527
321795	Outer M10 x 1.5	G10SQ / G10SR3 / G10SR2 / G10SD2	4966375319115
937909Z	Outer M14 X 2	G13SC2 / G18SE2 / G18SE3 / G23MR / G23MRU / G23SE / G23SE2 / G23SF2 / G18UBY / G23UB2 / G23UBY	4966375447504
937917Z	Outer M14 X 2	G23SS	4966375447542
312324	Outer	CM12Y	4966375245230

Safety Guards

Part No.	Type	For Model	Barcode
331076	Standard	G10SN	4966375713302
315492	Standard	G12SR3	4966375270201
332539	Standard	G13SN	4966375851721
319116	Standard	G13SR3 / G13SS / G18DSL	4966375298588
301948	Standard	G10SR2 / G10SR3 / G10SQ / G10SS	4966375173144
320192	Standard	G13SB3	4966375307051
311742	Quick Release	G13VA / G13YF / G13SE2 / G13SB3 / G13YC2	4966375240648
311745	Quick Release	G12SE2	4966375240679
331766	Standard	G13SQ	4966375830382
320213	Standard	G13SC2	4966375307242
321543	Quick Release	G18SE3 / G18UBY	4966375316961
306120	Standard	G23SR	4966375196341
330036	Standard	G23SS	4966375693482
321547	Quick Release	G23SE2 / G23UB2 / G23UBY	4966375317005

Dust Collector

Part No.	Type	For Model	Barcode
323918	Dust Collector	G10SD2 / G10SR3	4966375602688

CORDLESS

PNEUMATIC

DRILLING

ROTARY & DEMOLITION

FASTENING

GRINDING & CUTTING

SANDING & POLISHING

SAWING

PLANING & ROUTING

VACUUMS / BLOWER / HEAT GUNS

HIGH PRESSURE WASHERS

ENGINE


ACCESSORIES

ACCESSORIES


Spanner, Wrench and Taper Spindle

	Part No.	Type	For Model	Barcode
	313933	Pin Spanner	G10SQ / G10SR3 / G10SD2 / G13SQ	4966375123354
	938332Z	Pin Spanner	G12S2 / G12SE2 / G12SR3 / G13SR3 / G13YF / G13YA / G13YC2 / G13SB / G13SB3 / G13SE2	4966375448112
	937913Z	Pin Spanner	G13SC2 / G18SE3 / G23SE2 / G18UBY	4966375447528
	325491	Pin Spanner	G23SS / G23UB2 / G23UBY	4966375639688
	936553	Wrench 12mm (A)	GP2 / GP2S2	4966375127529
	936638	Wrench 17mm (B)		4966375128144
	931161	Wrench 17mm and 19mm (C)	GP13	4966375439257
	TSP-1	Taper Spindle		9323624012831
	932624	3mm Collet Chuck	GP2	4966375442424
	932627	6mm Collet Chuck		4966375442431
	985135	8mm Collet Chuck		4966375543756
	932666Z	1/4" Collet Chuck		4966375442639
	985136	1/8" Collet Chuck		4966375543763
	974254	Wrench 17mm		CM12Y
872422	Hex Key 6mm	4966375404033		

Side Handles

	Part No.	For Model	Barcode
	302142	G10SQ / G10SD2 / G10SR2 / G12S2 / G13SQ / G13SD / G13V	4966375174554
	318312	G10SR3 / G13SR3	4966375292777
	994322	G12SE2 / G13SC2 / G13SE2 / G13SB3	4966375137009
	937981	G18SE2 / G18SE3 / G23SS / G23SE / G23SE2 / G23SF2 / G23UB2	4966375447740
	325496 Anti-Vibration Handle	G13SB3 / G13SE2 / G13SR3 / G13YF / G13VA / G13YC2	4966375637073
322411 Anti-Vibration Handle	G18SE3 / G18UBY / G23SE2 / G23UB2 / G23UBY	4966375323549	

Wrench

	Part No.	Type	For Model	Barcode
	951211	Wrench 17mm	CC16SA	4966375128175
	948163	Wrench 19mm and 21mm	CC16SB	4966375456254
	955857	Hex Bar	CC14SE / CC14SF	4966375472117

Rubber Pads

	Part No.	Nut Part No.	Pad Size	Thread	Barcode
	936558Z	935513	100mm	M10 x 1.5	4966375446521
	937825Z	937826Z	115mm	M14 x 2	4966375447269
	953847Z	953346Z	180mm	M14 x 2	4966375869653

CORLESS
PNEUMATIC
DRILLING
ROTARY & DEMOLITION
FASTENING
GRINDING & CUTTING
SANDING & POLISHING
SAWING
PLANING & ROUTING
VACUUMS / BLOWER / HEAT GUNS
HIGH PRESSURE WASHERS
ENGINE
ACCESSORIES

Durability. Warranty. Serviceability.



At Hitachi Power Tools Australia, we pride ourselves on the quality of our products. All our grinders are manufactured to the highest standards to ensure they can withstand the toughest conditions. If something goes wrong, you can rest assured Hitachi products are warranted against defects and here at Hitachi we guarantee to provide our consumers with quality service and support anywhere in Australia.



Durability

Manufactured to the highest standards using the latest advancements in technology and quality materials, Hitachi grinders are designed to last. Featuring tool protection features such as overload protection, Hitachi have made every effort to extend tool life and performance. With a continual focus on innovation and ingenuity, Hitachi have introduced resin coated armatures, where select Hitachi Angle Grinder armatures have a resin coating to protect essential components against being worn or damaged by foreign articles - significantly increasing tool life.



Warranty

Occasionally, things do go wrong and for peace of mind, Hitachi offers warranty on all its products*. Grinders are no exception and the primary concern of our parent company, Hitachi Koki, is the safety, convenience and satisfaction of the customer. To this end, each Hitachi Power Tool is guaranteed against any defects in workmanship and materials. We have an extensive network of warranty and service agents around Australia, and an in-house warranty and service department in Sydney with over 30 years experience in repairing power tools.



Serviceability

Hitachi Power Tools Australia can supply a full range of high quality genuine spare parts for all Hitachi Angle Grinders, including armatures, fields, switches, gear and pinion sets and more. Hitachi Power Tools can supply spare parts for all existing and superseded models and will continue to do so for a period of five years after the model is discontinued.

* For conditions of warranty refer to page 182

SANDING & POLISHING



HITACHI
Inspire the Next[™]

QUICK REFERENCE GUIDE FOR POLISHING & SANDING

Model	Type	Sheet Size	Input Power	No Load Speed	Dust Collection	Weight
SP18VA	Sander / Polisher	180mm	1,250W	0 - 600/0 - 3,400 (min-1)		2.8kg
SV12SG	Orbital Sander	110 x 100mm	200W	14,000 (min-1)	●	1.1kg
SV12SH	Orbital Sander	110 x 100mm + 96 x 96 x 96mm	200W	14,000 (min-1)	●	1.0kg
FSV10SA	Orbital Sander	92 x 184mm	160W	10,000 (min-1)	●	1.3kg
SV12SD	Orbital Sander	114 x 228mm	300W	10,000 (min-1)	●	2.8kg
SV13YB (H1)	Random Orbital	125mm	230W	12,000 (min-1)	●	1.4kg
SV13YA (H1)	Random Orbital	125mm	230W	7,000 - 12,000 (min-1)	●	1.4kg
SAY150A	Random Orbital	150mm	380W	7,000 (min-1)	●	2.1kg
SB8V2	Belt Sander	76 x 533mm	1,020W	250 - 450 (m/min)	●	4.3kg
SB10V2 (H1)	Belt Sander	100 x 610mm	1,020W	240 - 420 (m/min)	●	5.2kg

SANDER POLISHER

SP18VA 180mm Sander/Polisher with Variable Speed 05286905



- Powerful 1,250W motor for the toughest jobs
- Variable speed control for optimum sanding/polishing efficiency
- Soft start to prevent kickback upon start up
- Overload protection control to extend tool life

Specifications

999043

Wheel diameter	180mm
Input power	1,250W
No load speed	Low: 0-600 (min-1) High: 0-3,400 (min-1)
Spindle thread	M14 x 2
Weight	2.8kg
Length	415mm
Standard accessories	Loop handle, rubber pad, wool bonnet, sanding disc and wrench



ORBITAL SANDERS

Specifications

999041

Pad size	110 x 100mm
Input power	200W
No load speed	14,000 (min-1)
Orbital diameter	1.5mm
Weight	1.1kg
Length	137mm
Standard accessories	Sanding paper and dust bag



- Large soft grip fits in the palm of hand for ease of operation while still allowing motor ventilation
- Excellent dust collection with standard dust bag for user safety
- Hook and loop base with additional clamps allowing use of hook and loop compatible paper or normal paper to be used
- Ideal for close edge work ensuring a quality finish
- High sanding rate for good stock removal

SV12SG 1/4 Sheet Orbital Palm Sander



Specifications

999041

Pad size	110 x 100mm
Triangle size	96 x 96 x 96mm
Input power	200W
No load speed	14,000 (min-1)
Orbital diameter	1.5mm
Weight	1.0kg
Length	133mm
Standard accessories	Sanding paper and dust bag



- Delta-shaped sanding pad for detailed corner work
- Large soft grip fits in the palm of hand for ease of operation while still allowing motor ventilation
- Excellent dust collection with standard dust bag for user safety
- Hook and loop base allowing use of hook and loop compatible paper

SV12SH 1/4 Sheet and Delta Orbital Palm Sander



Specifications

999041

Pad size	92 x 184mm
Input power	160W
No load speed	Spindle: 10,000 (min-1) Orbit: 20,000 (min-1)
Orbital diameter	2mm
Weight	1.3kg
Length	184mm
Standard accessories	Sanding paper, punch plate and dust bag



- Large soft grip fits in the palm of hand for ease of operation while still allowing motor ventilation
- Excellent dust collection with standard dust bag for user safety
- Hook and loop base with additional clamps allowing use of hook and loop compatible paper or normal paper to be used
- Lightweight and compact at 1.3kg weight for increased user comfort
- Low noise for user comfort
- Ideal for close edge work ensuring a quality finish

FSV10SA 1/3 Sheet Orbital Sander 00097602



Specifications

999041

Pad size	114 x 228mm
Input power	300W
No load speed	Spindle: 10,000 (min-1) Orbit: 20,000 (min-1)
Orbital diameter	2.4mm
Weight	2.8kg
Length	300mm
Standard accessories	Sanding paper and dust bag



- Flush sanding on 3 sides because of design
- Direct drive system for minimum vibration and smooth finishing
- Lever action, quick paper clamp system facilitating quick and easy paper change
- Excellent dust collection efficiency by 'through the base' dust extracting system

SV12SD 1/2 Sheet Orbital Sander 00097505



CORDESS

PNEUMATIC

DRILLING

ROTARY &
DEMOLITION

FASTENING

GRINDING
& CUTTING

SANDING &
POLISHING

SAWING

PLANING &
ROUTING

VACUUMS/
BLOWER/
HEAT GUNS

HIGH
PRESSURE
WASHERS

ENGINE

ACCESSORIES

RANDOM ORBITAL SANDERS

SV13YB(H1) 125mm Random Orbital Sander



- Random orbit sanding action for smooth finish
- Large soft grip fits in the palm of hand for ease of operation while still allowing motor ventilation
- Excellent dust collection with standard dust bag for user safety
- Hook and loop base allowing use of hook and loop compatible paper

Specifications

999041

Pad size	125mm
Input power	230W
No load speed	12,000 (min-1)
Orbital diameter	3.2mm
Weight	1.4kg
Length	145mm
Standard accessories	Sand paper, dust bag and carry case



SV13YA(H1) 125mm Random Orbital Sander with Variable Speed



- Random orbit sanding action for smooth finish
- Large soft grip fits in the palm of hand for ease of operation while still allowing motor ventilation
- Excellent dust collection with standard dust bag for user safety
- Hook and loop base allowing use of hook and loop compatible paper
- Variable speed and stable speed control to suit multiple sanding applications

Specifications

999041

Pad size	125mm
Input power	230W
No load speed	7,000 - 12,000 (min-1)
Orbital diameter	3.2mm
Weight	1.4kg
Length	145mm
Standard accessories	Sand paper, dust bag and carry case



SAY150A 150mm Random Orbital Sander



- Random orbit sanding action for smooth finish
- Lock on switch for increased user comfort
- Self-adhesive pad for user convenience
- Comes with hook and loop pad
- Comes standard with dust extraction system

Specifications

999021

Pad size	150mm
Input power	380W
No load speed	7,000 (min-1)
Orbital diameter	7mm
Weight	2.1kg
Length	279mm
Standard accessories	Side handle, sanding pad, sanding paper and wrench



BELT SANDERS

Specifications

999043

Belt size	76 x 533mm
Input power	1,020W
No load speed	250 – 450 (m/min.)
Weight	4.3kg
Length	318mm
Standard accessories	Dust bag and sanding belt



- Variable speed by dial and large trigger to suit multiple sanding applications
- Sanding position visible through transparent cover
- Soft grip handle and sub handle for increased user comfort
- Excellent dust collection with standard dust bag for user safety
- Suitable for close edge work because of design



SB8V2

76mm Belt Sander
06081612



Specifications

999043

Belt size	100 x 610mm
Input power	1,020W
No load speed	240 – 420 (m/min.)
Weight	5.2kg
Length	363mm
Standard accessories	Dust bag and sanding belt



- Variable speed by dial and large trigger to suit multiple sanding applications
- Sanding position visible through transparent cover
- Soft grip handle and sub handle for increased user comfort
- Excellent dust collection with standard dust bag for user safety
- Suitable for close edge work because of design



SB10V2(H1)

100mm Belt Sander
06081719



CORDELESS

PNEUMATIC

DRILLING

ROTARY & DEMOLITION

FASTENING

GRINDING & CUTTING

SANDING & POLISHING

SAWING

PLANING & ROUTING

VACUUMS / BLOWER / HEAT GUNS






HIGH PRESSURE WASHERS

ENGINE


ACCESSORIES

ACCESSORIES

Polisher and Sander Attachments

Accessory	Diameter	Code No.	Barcode	Comments	Suitable Models
 Rubber Pad	180mm	753809	8717574002416	Flexible	SAT-180
		953247Z	4966375468653	Rigid	SP18VA
 Wool Bonnet	180mm	949103	4966375107057	-	SAT-180 SP18VA
 Hook and Loop Pad	150mm	985684	4966375546900	Hook and Loop	SAY150A
		753817	8717574033823		
 	125mm	324209	4966375621577	Hook and Loop	SV13YA (H1) SV13YB (H1)
 	125mm	309419	4966375222699	Hook and Loop	FSV13Y

Dust Bags

	Part No.	For Model	Barcode
	310339	FSV10SA / SV12SH / SV12SG / SV13YB / SV13YA	4966375229445
	300177	SV12SD	4966375165149
	323011	SB8V2 / SB10V2	4966375328575



SAWING



HITACHI
Inspire the Next

QUICK REFERENCE GUIDE FOR CIRCULAR SAWS

Model	Blade Diameter	Max. Cutting Depth	Input power	No Load Speed	Dust Collection Capable	Base Material
C6SS	165mm	57mm	1,050W	5,500 (min-1)	•	Aluminium
C7SB2-K	185mm	60mm	1,710W	5,800 (min-1)	•	Aluminium
C7MFA	190mm	68mm	1,010W	5,500 (min-1)	•	Aluminium
C9SA2(H1)	235mm	86mm	2,000W	5,000 (min-1)	•	Aluminium
C9BA2(H1)*	235mm	86mm	2,000W	5,000 (min-1)	•	PTFE Coated
C7YA(FCB)	185mm	60mm	1,400W	5,500 (min-1)	•	Aluminium

*Electronic Brake Type

CIRCULAR SAWS

C6SS

165mm Circular Saw



- Die-cast aluminium base for sturdy, accurate and fine cuts
- High performance 165mm TCT blade for the toughest jobs
- Lightweight with die cast alloy gear cover and HDPE guard
- Blower function to remove sawdust from cutting line

Specifications

999043

Capacity	Max. cut depth 90° : 57mm Max. cut depth 45° : 38mm
Input power	1,050W
No load speed	5,500 (min-1)
Blade diameter	165mm
Blade bore	20mm
Weight	3.2kg
Length	276mm
Standard accessories	TCT blade, parallel guide and wrench



4 9 6 6 3 7 6 1 7 2 8 5 6

C7SB2(H6)

185mm Circular Saw 05276229



- Powerful 1,710W motor for increased cutting ability
- Die-cast aluminium base with scale for sturdy, accurate and fine cuts
- Lightweight with magnesium alloy for gear cover, blade cover and lower guard
- Anti-slip handle and large front grip for excellent control
- Easy access adjustable for 55° bevel capacity for wider application range

Specifications

999038

Capacity	Max. cut depth 90°: 60mm Max. cut depth 45°: 47mm
Input power	1,710W
No load speed	5,800 (min-1)
Blade diameter	185mm
Blade bore	20mm
Weight	4.6kg
Length	305mm
Standard accessories	2 x blades, wrench, guide and carry case



4 9 6 6 3 7 6 1 1 8 5 4 0

C7MFA(H6)

190mm Circular Saw 09834811



- Die-cast aluminium base for fine, accurate and smooth cuts
- Robust and lightweight for increased durability and user comfort
- Parallel adjustment on base to ensure truly accurate cuts
- 2 high performance 40 tooth TCT 190mm blades for the toughest jobs
- Takes both 185mm and 190mm blades for added versatility

Specifications

999043

Capacity	Max. cut depth 90°: 68mm Max. cut depth 45°: 46mm
Input power	1,010W
No load speed	5,500 (min-1)
Blade diameter	190mm & 185mm
Blade bore	20mm
Weight	3.6kg
Length	291mm
Standard accessories	2 x blades, parallel guide and wrenches



4 9 6 6 3 7 6 2 1 9 2 7 7

CORDLESS

PNEUMATIC

DRILLING

ROTARY & DEMOLITION

FASTENING

GRINDING & CUTTING

SANDING & POLISHING

SAWING

PLANING & ROUTING

VACUUMS / BLOWER / HEAT GUNS

HIGH PRESSURE WASHERS

ENGINE

ACCESSORIES

Durability Warranty Service



www.hitachi-powertools.com.au

Applicable to all purchases made on or after 1 May 2013
For conditions of warranty refer to page 182

CIRCULAR SAWS

C9SA2(H1) 235mm Circular Saw 06081515



- Die-cast aluminium base with scale for sturdy, accurate and fine cuts
- Lightweight with die-cast magnesium alloy gear cover
- Low noise and vibration increases user comfort and safety
- Blower function to clear cutting line of dust
- Anti-slip handle for comfortable and safe operation

Specifications

999038

Capacity	Max. cut depth 90°: 86mm Max. cut depth 45°: 65mm
Input power	2,000W
No load speed	5,000 (min-1)
Blade diameter	235mm
Blade bore	25mm
Weight	6.8kg
Length	397mm
Standard accessories	TCT blade, side handle, guide and wrench



C9BA2(H1) 235mm Circular Saw with Electronic Brake



- Die-cast aluminium base with scale for sturdy, accurate and fine cuts
- Lightweight with die-cast magnesium alloy gear cover
- Low noise and vibration increases user comfort and safety
- Blower function to clear cutting line of dust
- Anti-slip handle for comfortable and safe operation
- Electric brake to provide added user safety
- PTFE coated base for smooth sliding on work piece and reduce resistance

Specifications

999038

Capacity	Max. cut depth 90°: 86mm Max. cut depth 45°: 65mm
Input power	2,000W
No load speed	5,000 (min-1)
Blade diameter	235mm
Blade bore	25mm
Weight	6.8kg
Length	397mm
Standard accessories	TCT blade, side handle, guide and hex bar wrench



DUST COLLECTION CIRCULAR SAW

C7YA(FCB) 185mm Dust Collection Circular Saw



- Efficient dust suction offering 2 ways of dust control: dust bag and dust guide
- Powerful 1400W motor for increased cutting ability
- Die-cast aluminium base with scale for sturdy, accurate and fine cuts
- Transparent blade cover to shield the scattering of dust
- Hitachi dust extraction system can be connected to the unit
- Specifically built to cut fibre cement boards

Specifications

999038

Capacity	Max. cut depth 90°: 60mm Max. cut depth 45°: 47mm
Input power	1,400W
No load speed	5,500 (min-1)
Blade diameter	185mm
Blade bore	20mm
Weight	4.9kg
Length	299mm
Standard accessories	Fibre cement blade, dust bag, wrench and dust deflector



Includes dust deflector



COMPOUND MITRE SAWS

Specifications

999065

Capacity	Mitre angle: left 0-52° and right 0-52° Bevel angle: left 0-45° Positive mitre angle stop: 0, 15, 22.5, 31.6 and 45°
Input power	1,520W
No load speed	5,000 (min-1)
Blade diameter	255mm
Blade bore	25.4mm
Weight	11.9kg
Dimensions	460 x 628 x 561mm
Standard accessories	Blade, dust bag, vice assembly, 30mm washer and box wrench



- D handle provides an ergonomic cutting action specific for mitre saw
- Large base of 280mm provides stable cutting
- Large fence height increases job stability and safety
- Electronic brake for increased user safety
- Positive mitre stops for quick and easy adjustment
- Equipped with blade guard for increased user safety
- Lightweight at only 11.9kg makes for easy transportation on and off site

C10FCE2(H1)

255mm Compound Mitre Saw
01045745



Maximum Cutting Capacity for C10FCE2

Angle	Height x Width (H x W)
0° (Right Angle)	59mm x 144mm (2-5/16" x 5-21/32") 89mm x 101mm (3-1/2" x 3-31/32")
Mitre Right/Left 45°	59mm x 102mm (2-5/16" x 4") 89mm x 70mm (3-1/2" x 2-3/4")
Mitre Right/Left 52°	59mm x 89mm (2-5/16" x 3-1/2") 89mm x 54mm (3-1/2" x 2-1/8")
Bevel Left 45°	41mm x 144mm (1-5/8" x 5-21/32")
Mitre Right/Left 45° + Bevel Left 45°	41mm x 102mm (1-5/8" x 4")



4 9 6 6 3 7 6 1 5 0 5 0 2

Specifications

999065

Capacity	Mitre angle: left 0-52° and right 0-52° Bevel angle: left 0-45° Positive mitre angle stop: 0, 15, 22.5, 31.6 and 45°
Input power	1,520W
No load speed	5,000 (min-1)
Blade diameter	255mm
Blade bore	25.4mm
Weight	12kg
Dimensions	460 x 628 x 561mm
Standard accessories	Blade, dust bag, vice assembly, 30mm washer, box wrench and hex bar wrench



- Laser line for improved cutting accuracy
- D handle provides an ergonomic cutting action specific for mitre saw
- Large base of 280mm provides stable cutting
- Large fence height increases job stability and safety
- Electronic brake for increased user safety
- Positive mitre stops for quick and easy adjustment
- Equipped with blade guard for increased user safety
- Lightweight at only 12kg makes for easy transportation on and off site

C10FCH2(H1)

255mm Compound Mitre Saw with Laser



LASER MARKER

Maximum Cutting Capacity for C10FCH2

Angle	Height x Width (H x W)
0° (Right Angle)	59mm x 144mm (2-5/16" x 5-21/32") 89mm x 101mm (3-1/2" x 3-31/32")
Mitre Right/Left 45°	59mm x 102mm (2-5/16" x 4") 89mm x 70mm (3-1/2" x 2-3/4")
Mitre Right/Left 52°	59mm x 89mm (2-5/16" x 3-1/2") 89mm x 54mm (3-1/2" x 2-1/8")
Bevel Left 45°	41mm x 144mm (1-5/8" x 5-21/32")
Mitre Right/Left 45° + Bevel Left 45°	41mm x 102mm (1-5/8" x 4")



4 9 6 6 3 7 6 1 5 0 4 2 7

CORDELESS

PNEUMATIC

DRILLING

ROTARY &
DEMOLITION

FASTENING

GRINDING
& CUTTING

SANDING &
POLISHING

SAWING

PLANING &
ROUTING

VACUUMS/
BLOWER/
HEAT GUNS

HIGH
PRESSURE
WASHERS

ENGINE

ACCESSORIES

CORDLESS

PNEUMATIC

DRILLING

ROTARY & DEMOLITION

FASTENING

GRINDING & CUTTING

SANDING & POLISHING

SAWING

PLANING & ROUTING

VACUUMS / BLOWER / HEAT GUNS

HIGH PRESSURE WASHERS

ENGINE

ACCESSORIES

COMPOUND MITRE SAWS

C12LCH

305mm Compound Mitre Saw with Laser



- Laser line for improved cutting accuracy
- Digital display to indicate accurate angles of mitre and bevel even in dimly lit work area
- Thumb actuated positive mitre stops for quick and easy adjustment
- Soft grip handle reducing vibration to end user
- Large base for stable cutting
- Equipped with blade guard for increased user safety
- Pivoting sub-fence for supporting large stock



LASER MARKER

Specifications

999065

Capacity	Mitre angle: left 0-52° and right 0-52° Bevel angle: left 48° and right -3° Positive mitre angle stop: 0, 15, 22.5, 31.6 and 45°
Input power	1,520W
No load speed	4,000 (min-1)
Blade diameter	305mm
Blade bore	25.4mm
Weight	19.5kg
Dimensions	625 x 775 x 610mm
Standard accessories	Blade, dust bag, vice assembly, 30mm washer, box wrench and hex bar wrench

Maximum Cutting Capacity for C12LCH

Angle	Height x Width (H x W)
0° (Right Angle)	63.5mm x 200mm (2-1/2" x 7-7/8") 98mm x 155mm (3-7/8" x 6-1/8")
Mitre Right/Left 45°	63mm x 140mm (2-1/2" x 5-1/2")
Mitre Right/Left 52°	63.5mm x 120mm (2-1/2" x 4-3/4")
Bevel Left 45°	42mm x 200mm (1-5/8" x 7-7/8")
Mitre Right/Left 45° + Bevel Left 45°	42mm x 140mm (1-5/8" x 5-1/2")



797200

Universal Saw Stand

NEW



- Quick release mounting brackets with additional cross brackets to allow compatibility with most major saw brands
- Durable tubular steel construction allows for a 136Kg maximum weight capacity
- Compact upright folding design maximises workplace efficiency and ease of transport
- Large 200mm rubber treated wheels provide easy jobsite mobility
- Wide and adjustable extension work supports provide up to 2.4m of material support
- Power cord hooks to keep power cord away from job application



Suit most major brands



SLIDE COMPOUND MITRE SAWS

Specifications

999001



Capacity	Mitre angle: left 0-45° and right 0-57° Bevel angle: left 0-48° and right 0-5° Positive mitre angle stop: 0, 15, 22.5, 31.6 and 45°
Input power	1,050W
No load speed	5,500 (min-1)
Blade diameter	216mm
Blade bore	30mm
Weight	14kg
Dimensions	555 x 790 x 485mm
Standard accessories	Blade, dust bag, vice assembly and wrench

- Slide guided rigidly by dual linear ball bearings, for superior accuracy
- Positive mitre stops for increased useability and accuracy
- Rigid die cast base with turn table for increased durability
- Equipped with blade guard for increased user safety
- Quick change depth adjustment guide for improved useability
- Lightweight at only 14kg makes for easy transportation on and off site

C8FSE(H1)

216mm Slide Compound Mitre Saw



Maximum Cutting Capacity for C8FSE

Angle	Height x Width (H x W)
0° (Right Angle)	65mm x 312mm (2-9/16" x 12-1/4") 75mm x 262mm (2-15/16" x 10-5/8") (with aux. board 30mm (1-3/16"))
Mitre Right/Left 45°	65mm x 220mm (2-9/16" x 8-21/32") 75mm x 185mm (2-15/16" x 7-1/4") (with aux. board 20mm (13/16"))
Mitre Right 57°	65mm x 170mm (2-9/16" x 6-11/16") 75mm x 140mm (2-15/16" x 5-1/2") (with aux. board 20mm (13/16"))
Bevel Left 45°	45mm x 312mm (1-25/32" x 12-1/4") 50mm x 252mm (1-15/16" x 9-15/16") (with aux. board 30mm (1-3/16"))
Bevel Right 5°	60mm x 312mm (2-3/8" x 12-1/4") 70mm x 252 (2-3/4" x 9-15/16") (with aux. board 30mm (1-3/16"))
Mitre Right/Left 45° + Bevel Left 45°	45mm x 220mm (1-25/32" x 8-21/32") 50mm x 170mm (1-15/16" x 6-11/16") (with aux. board 30mm (1-3/16"))
Mitre Right/Left 45° + Bevel Left 5°	60mm x 220mm (2-3/8" x 8-21/32") 70mm x 170mm (2-3/4" x 6-11/16") (with aux. board 30mm (1-3/16"))



Specifications

999001



Capacity	Mitre angle: left 0-45° and right 0-57° Bevel angle: left 0-48° and right 0-5° Positive mitre angle stop: 0, 15, 22.5, 31.6 and 45°
Input power	1,050W
No load speed	5,500 (min-1)
Blade diameter	216mm
Blade bore	30mm
Weight	14.5kg
Dimensions	555 x 790 x 485mm
Standard accessories	Blade, dust bag, vice assembly and wrench

- Laser line for improved cutting accuracy
- LED job light for improved visibility
- Slide guided rigidly by dual linear ball bearings, for superior accuracy
- Positive mitre stops for increased useability and accuracy
- Rigid die cast base with turn table for increased durability
- Equipped with blade guard for increased user safety
- Quick change depth adjustment guide for improved useability
- Lightweight at only 14.5kg makes for easy transportation on and off site

C8FSHE(H1)

216mm Slide Compound Mitre Saw with Laser



Maximum Cutting Capacity for C8FSHE

Angle	Height x Width (H x W)
0° (Right Angle)	65mm x 312mm (2-9/16" x 12-1/4") 75mm x 262mm (2-15/16" x 10-5/8") (with aux. board 30mm (1-3/16"))
Mitre Right/Left 45°	65mm x 220mm (2-9/16" x 8-21/32") 75mm x 185mm (2-15/16" x 7-1/4") (with aux. board 20mm (13/16"))
Mitre Right 57°	65mm x 170mm (2-9/16" x 6-11/16") 75mm x 140mm (2-15/16" x 5-1/2") (with aux. board 20mm (13/16"))
Bevel Left 45°	45mm x 312mm (1-25/32" x 12-1/4") 50mm x 252mm (1-15/16" x 9-15/16") (with aux. board 30mm (1-3/16"))
Bevel Right 5°	60mm x 312mm (2-3/8" x 12-1/4") 70mm x 252 (2-3/4" x 9-15/16") (with aux. board 30mm (1-3/16"))
Mitre Right/Left 45° + Bevel Left 45°	45mm x 220mm (1-25/32" x 8-21/32") 50mm x 170mm (1-15/16" x 6-11/16") (with aux. board 30mm (1-3/16"))
Mitre Right/Left 45° + Bevel Left 5°	60mm x 220mm (2-3/8" x 8-21/32") 70mm x 170mm (2-3/4" x 6-11/16") (with aux. board 30mm (1-3/16"))



CORDELESS

PNEUMATIC

DRILLING

ROTARY & DEMOLITION

FASTENING

GRINDING & CUTTING

SANDING & POLISHING

SAWING

PLANING & ROUTING

VACUUMS / BLOWER / HEAT GUNS

HIGH PRESSURE WASHERS

ENGINE

ACCESSORIES

SLIDE COMPOUND MITRE SAWS

C10FSB

262mm Slide Compound
Mitre Saw
00797147



- Soft start reduces recoil force at motor start up
- Poly v-belt and motor driving system for longer service life
- Electronic constant speed control
- Equipped with blade guard for increased user safety
- Positive angle stoppers for desired angle cut



Specifications

999043

Capacity	Mitre angle: left 0-45° and right 0-57° Bevel angle: left 0-45° and right 0-45° Positive mitre angle stop: 0, 15, 22.5, 31.6 and 45°
Input power	1,450W
No load speed	3,800 (min-1)
Blade diameter	262mm
Blade bore	25.4mm
Weight	19.5kg
Dimensions	525 x 1050 x 615mm
Standard accessories	Blade, dust bag, vice assembly and wrench

Maximum Cutting Capacity for C10FSB

Angle	Height x Width (H x W)
0° (Right Angle)	88mm x 312mm (3-15/32" x 12-9/32") 91mm x 300mm (3-19/32" x 11-13/16")
Mitre Right/Left 45°	88mm x 218mm (3-15/32" x 8-19/32") 91mm x 200mm (3-19/32" x 7-7/8") (with aux. board 10mm (13/32"))
Mitre Right 57°	88mm x 165mm (3-15/32" x 6-1/2") 91mm x 150mm (3-19/32" x 5-29/32") (with aux. board 10mm (13/32"))
Bevel Left 45°	55mm x 305mm (2-3/16" x 12") 60mm x 290mm (2-3/8" x 11-13/32") (with aux. board 10mm (13/32"))
Bevel Right 45°	30mm x 305mm (1-3/16" x 12") 35mm x 290 (1-3/8" x 11-13/32") (with aux. board 10mm (13/32"))
Mitre Right/Left 45° + Bevel Left 45°	55mm x 218mm (2-3/16" x 8-19/32") 60mm x 200mm (2-3/8" x 7-1/2") (with aux. board 10mm (13/32"))
Mitre Right/Left 45° + Bevel Right 45°	30mm x 218mm (1-3/16" x 8-19/32") 35mm x 200mm (1-3/8" x 7-7/8") (with aux. board 10mm (13/32"))



4 9 6 6 3 7 6 1 1 4 5 0 4

C10FSH

262mm Slide Compound
Mitre Saw with Laser
05799506



- Laser line for improved cutting accuracy
- Soft start reduces recoil force at motor start up
- Poly v-belt and motor driving system for longer service life
- Electronic constant speed control
- Equipped with blade guard for increased user safety
- Positive angle stoppers for desired angle cut



Specifications

999043

Capacity	Mitre angle: left 0-45° and right 0-57° Bevel angle: left 0-45° and right 0-45° Positive mitre angle stop: 0, 15, 22.5, 31.6 and 45°
Input power	1,450W
No load speed	3,800 (min-1)
Blade diameter	262mm
Blade bore	25.4mm
Weight	19.5kg
Dimensions	530 x 1050 x 615mm
Standard accessories	Blade, dust bag, vice assembly and wrench

Maximum Cutting Capacity for C10FSH

Angle	Height x Width (H x W)
0° (Right Angle)	88mm x 312mm (3-15/32" x 12-9/32") 91mm x 300mm (3-19/32" x 11-13/16")
Mitre Right/Left 45°	88mm x 218mm (3-15/32" x 8-19/32") 91mm x 200mm (3-19/32" x 7-7/8") (with aux. board 10mm (13/32"))
Mitre Right 57°	88mm x 165mm (3-15/32" x 6-1/2") 91mm x 150mm (3-19/32" x 5-29/32") (with aux. board 10mm (13/32"))
Bevel Left 45°	55mm x 305mm (2-3/16" x 12") 60mm x 290mm (2-3/8" x 11-13/32") (with aux. board 10mm (13/32"))
Bevel Right 45°	30mm x 305mm (1-3/16" x 12") 35mm x 290 (1-3/8" x 11-13/32") (with aux. board 10mm (13/32"))
Mitre Right/Left 45° + Bevel Left 45°	55mm x 218mm (2-3/16" x 8-19/32") 60mm x 200mm (2-3/8" x 7-1/2") (with aux. board 10mm (13/32"))
Mitre Right/Left 45° + Bevel Right 45°	30mm x 218mm (1-3/16" x 8-19/32") 35mm x 200mm (1-3/8" x 7-7/8") (with aux. board 10mm (13/32"))



4 9 6 6 3 7 6 1 1 7 0 5 5

SLIDE COMPOUND MITRE SAWS

Specifications

999065



Capacity	Mitre angle: left 0-46° and right 0-57° Bevel angle: left 0-45° and right 0-45° Positive mitre angle stop: 0, 15, 22.5, 31.6 and 45°
Input power	1,520W
No load speed	4,000 (min-1)
Blade diameter	305mm
Blade bore	25.4mm
Weight	29kg
Dimensions	595 x 930 x 710mm
Standard accessories	Blade, dust bag, vice assembly and wrench

- Adjustable Laser line for improved cutting accuracy
- Zero clearance slide structure keeps width of tool 930mm at any stroke of saw head
- Thumb actuated positive mitre stops for quick and easy adjustment
- Soft grip handle reducing vibration to end user
- Large base for stable cutting
- 120mm pivoting sub-fence on right and left for supporting large stock
- Equipped with blade guard for increased user safety
- High performance dust collection

C12RSH(H1)

305mm Slide Compound Mitre Saw with Laser
05276212



Maximum Cutting Capacity for C12RSH

0° (Right Angle)	107mm x 312mm (4-3/16" x 12-1/4") 120mm x 260mm (4-11/16" x 10-3/16") (with aux. board 25mm (1"))
Mitre Right/Left 45°	107mm x 220mm (4-3/16" x 8-5/8") 120mm x 180mm (4-11/16" x 7-1/16") (with aux. board 25mm (1"))
Mitre Right 57°	107mm x 170mm (4-3/16" x 6-11/16") 120mm x 130mm (4-11/16" x 5-1/8") (with aux. board 25mm (1"))
Bevel Left 45°	70mm x 312mm (2-3/4" x 12-1/4") 75mm x 260mm (2-15/16" x 10-3/16") (with aux. board 25mm (1"))
Bevel Right 45°	45mm x 312mm (1-3/4" x 12-1/4") 50mm x 260 (1-15/16" x 10-3/16") (with aux. board 25mm (1"))
Mitre Left 45° + Bevel Left 45°	70mm x 220mm (2-3/4" x 8-5/8") 75mm x 180mm (2-15/16" x 7-1/16") (with aux. board 25mm (1"))
Mitre Right 31° + Bevel Left 45°	70mm x 265mm (2-3/4" x 10-7/16") 75mm x 220mm (2-15/16" x 8-5/8") (with aux. board 25mm (1"))
Mitre Right 45° + Bevel Right 45°	45mm x 220mm (1-3/4" x 8-5/8") 50mm x 180mm (1-15/16" x 7-1/16") (with aux. board 25mm (1"))
Mitre Left 31° + Bevel Right 45°	45mm x 265mm (1-3/4" x 10-7/16") 50mm x 220mm (1-15/16" x 8-5/8") (with aux. board 25mm (1"))



Specifications

999065



Capacity	Mitre angle: left 0-46° and right 0-57° Bevel angle: left 0-45° and right 0-45° Positive mitre angle stop: 0, 15, 22.5, 31.6 and 45°
Input power	1,520W
No load speed	4,000 (min-1)
Blade diameter	305mm
Blade bore	25.4mm
Weight	30kg
Dimensions	595 x 930 x 710mm
Standard accessories	Blade, dust bag, vice assembly and wrench

- Digital display panel to indicate accurate angles of mitre and bevel even in dimly lit work areas
- Adjustable Laser line for improved cutting accuracy
- Zero clearance slide structure keeps width of tool 930mm at any stroke of saw head
- Thumb actuated positive mitre stops for quick and easy adjustment
- Soft grip handle reducing vibration to end user
- Large base for stable cutting
- 120mm pivoting sub-fence on right and left for supporting large stock
- Equipped with blade guard for increased user safety
- High performance dust collection

C12LSH(H1)

305mm Slide Compound Mitre Saw with Laser



Maximum Cutting Capacity for C12LSH

Angle	Height x Width (H x W)
0° (Right Angle)	107mm x 312mm (4-3/16" x 12-1/4") 120mm x 260mm (4-11/16" x 10-3/16") (with aux. board 25mm (1"))
Mitre Right/Left 45°	107mm x 220mm (4-3/16" x 8-5/8") 120mm x 180mm (4-11/16" x 7-1/16") (with aux. board 25mm (1"))
Mitre Right 57°	107mm x 170mm (4-3/16" x 6-11/16") 120mm x 130mm (4-11/16" x 5-1/8") (with aux. board 25mm (1"))
Bevel Left 45°	70mm x 312mm (2-3/4" x 12-1/4") 75mm x 260mm (2-15/16" x 10-3/16") (with aux. board 25mm (1"))
Bevel Right 45°	45mm x 312mm (1-3/4" x 12-1/4") 50mm x 260 (1-15/16" x 10-3/16") (with aux. board 25mm (1"))
Mitre Left 45° + Bevel Left 45°	70mm x 220mm (2-3/4" x 8-5/8") 75mm x 180mm (2-15/16" x 7-1/16") (with aux. board 25mm (1"))
Mitre Right 31° + Bevel Left 45°	70mm x 265mm (2-3/4" x 10-7/16") 75mm x 220mm (2-15/16" x 8-5/8") (with aux. board 25mm (1"))
Mitre Right 45° + Bevel Right 45°	45mm x 220mm (1-3/4" x 8-5/8") 50mm x 180mm (1-15/16" x 7-1/16") (with aux. board 25mm (1"))
Mitre Left 31° + Bevel Right 45°	45mm x 265mm (1-3/4" x 10-7/16") 50mm x 220mm (1-15/16" x 8-5/8") (with aux. board 25mm (1"))



CORDELESS

PNEUMATIC

DRILLING

ROTARY & DEMOLITION

FASTENING

GRINDING & CUTTING

SANDING & POLISHING

SAWING

PLANING & ROUTING

VACUUMS / BLOWER / HEAT GUNS

HIGH PRESSURE WASHERS

ENGINE

ACCESSORIES

CORDLESS

PNEUMATIC

DRILLING

ROTARY &
DEMOLITION

FASTENING

GRINDING
& CUTTING

SANDING &
POLISHING

SAWING

PLANING &
ROUTING

VACUUMS /
BLOWER /
HEAT GUNS

HIGH
PRESSURE
WASHERS

ENGINE

ACCESSORIES

TABLE SAW

C10FL 250mm Stationary Table Saw

- Solid cast iron table for sturdy work area
- Accurate rip fence with cam lock and easy to read scale for improved accuracy and useability
- Micro adjustment on rip fence for fine cuts
- Mitre gauge with 9 separate detents (15° increments)
- On-board storage for all accessories
- Equipped with blade guard for increased user safety
- Front mounted adjustment wheels for tilt and blade height
- Table top blade tilting scale

Specifications

Capacity	Max. cut depth 90°: 86mm Max. cut depth 45°: 57mm
Input power	1,600W
No load speed	2,850 (min-1)
Blade diameter	250mm
Blade bore	15.88mm
Weight	110kg
Table size	1,030mm x 690mm
Standard accessories	Stand, castors, mitre gauge, spanner and push stick



JIG SAWS

Specifications

999041

Capacity	Wood: 65mm Mild steel plate: 6mm Minimum cutting radius: 25mm
Input power	400W
No load speed (strokes)	0 – 3,000 (min-1)
Length of stroke	18mm
Base tilt angle	45° right/left
Weight	1.5kg
Length	197mm
Standard accessories	Blade, splinter guard, chip cover and hex key



4 9 6 6 3 7 6 1 3 5 3 1 8



- Variable speed by dial and trigger to suit multiple cutting applications
- Soft grip handle for user comfort and reduced user fatigue
- Dust blower for clear view over cut line
- Connectable to a dust collector without adapter

FCJ65V3

65mm D-Handle Jig Saw
09630714



Specifications

999041

Capacity	Wood: 90mm Mild steel plate: 8mm Minimum cutting radius: 25mm
Input power	705W
No load speed (strokes)	850 – 3,000 (min-1)
Length of stroke	20mm
Base tilt angle	45° right/left
Weight	2.2kg
Length	228mm
Standard accessories	Blade, hex bar wrench and carry case



4 9 6 6 3 7 6 1 8 4 7 9 8



- 4-mode orbital action to suit multiple cutting applications
- Variable speed to suit multiple cutting applications
- Soft grip handle for customer comfort and reduced user fatigue
- Dust blower for clear view over cut line
- Tool-less blade change by lever for easy use

CJ90VST(H1)

90mm D-Handle Jig Saw



Specifications

999041

Capacity	Wood: 110mm Mild steel plate: 10mm Minimum cutting radius: 25mm
Input power	720W
No load speed (strokes)	850 – 3,000 (min-1)
Length of stroke	26mm
Base tilt angle	45° right/left
Weight	2.2kg
Length	246mm
Standard accessories	Blade, splinter guard, chip cover, dust collector adaptor, hex key and carry case



4 9 6 6 3 7 6 1 3 8 9 6 8



- 4-mode orbital action to suit multiple cutting applications
- Variable speed by dial and trigger to suit multiple cutting applications
- Soft grip handle for user comfort and reduced user fatigue
- Dust blower for clear view over cut line
- LED light for a well lit work area
- Tool-less blade change by lever for easy use
- Includes dust collection adaptor

CJ110MV

110mm D-Handle Jig Saw



Specifications

999041

Capacity	Wood: 110mm Mild steel plate: 10mm Minimum cutting radius: 25mm
Input power	720W
No load speed (strokes)	850 – 3,000 (min-1)
Length of stroke	26mm
Base tilt angle	45° right/left
Weight	2.2kg
Length	246mm
Standard accessories	Blade, splinter guard, chip cover, dust collector adaptor, hex key and carry case



4 9 6 6 3 7 6 1 3 9 0 7 1



- 4-mode orbital action to suit multiple cutting applications
- Variable speed by dial and trigger to suit multiple cutting applications
- Soft grip handle for user comfort and reduced user fatigue
- Dust blower for clear view over cut line
- LED light for a well lit work area
- Tool-less blade change by lever for easy use
- Includes dust collection adaptor

CJ110MVA

110mm Barrel Grip Jig Saw



CORDELESS

PNEUMATIC

DRILLING

ROTARY & DEMOLITION

FASTENING

GRINDING & CUTTING

SANDING & POLISHING

SAWING

PLANING & ROUTING

VACUUMS / BLOWER / HEAT GUNS

HIGH PRESSURE WASHERS

ENGINE

ACCESSORIES

CORDLESS

PNEUMATIC

DRILLING

ROTARY & DEMOLITION

FASTENING

GRINDING & CUTTING

SANDING & POLISHING

SAWING

PLANING & ROUTING

VACUUMS / BLOWER / HEAT GUNS

HIGH PRESSURE WASHERS

ENGINE

ACCESSORIES

RECIPROCATING SAWS

CR13V

130mm Reciprocating Saw



- Powerful 1,010W motor for the toughest jobs
- Large switch for easy operation and user comfort
- Straight cutting action for more accurate cutting
- Tool-less blade change and tool adjustability for convenience and useability
- Variable speed to suit multiple cutting applications
- Dust and water resistant with triple-sealing construction

Specifications

999043

Capacity	Pipe diameter: 130mm Steel plate: 19mm Wood: 300mm
Input power	1,010W
No load speed (stroke)	0 – 2,800 (min-1)
Stroke length	29mm
Weight	3.3kg
Length	435mm
Standard accessories	Blade, hex key and carry case



CR13VBY(H1)

130mm Reciprocating Saw with UVP



- User Vibration Protection: shock absorbing handle with new dampening structure
- Powerful 1,150W motor for the toughest jobs
- Large switch for easy operation and user comfort
- 2-mode cutting action: straight and swing cutting action
- Swing cut mechanism allows for smooth straight cut
- Tool-less blade change and tool adjustability for convenience and useability
- Variable speed by dial and trigger to suit multiple cutting applications
- Dust and water resistant with triple-sealing construction

Specifications


999043

Capacity	Pipe diameter: 130mm Steel plate: 19mm Wood: 300mm
Input power	1,150W
No load speed (stroke)	0 – 3,000 (min-1)
Stroke length	32mm
Weight	4.4kg
Length	465mm
Standard accessories	Blade, hex key and carry case




ACCESSORIES FOR CIRCULAR SAWS


Flanges

	Part No.	Type	For Model	Barcode
	317465	Inner	C6DC / C6DC2 / C18DMR / C18DL / C180SL	4966375285403
324563	Outer		4966375621188	
993598	Inner	C6SE / C7SE	4966375567615	
957064	Outer		4966375476252	
302444	Inner	C7SB / C7SB2	4966375176527	
302423	Outer		4966375176329	
322099	Inner	C6SS / C6MFA / C7MFA	4966375321415	
323924	Outer		4966375602729	
303365	Inner	C8 / C9 / C9SA2 / C9BA2	4966375182757	
302423	Outer		4966375176329	
330985	Inner	C7UY	4966375710516	
330986	Outer		4966375710523	


Wrenches

	Part No.	Type	For Model	Barcode
	940543	Box Wrench 10mm	C6DC / C6DC2 / C18DMR / C18DL / C18DSL / C6SE / C7SE / C6MFA / C7MFA / C7UY	4966375127963
957683	Wrench 10mm & 13mm	C7SB / C7SB2 / C8 / C7YA	4966375477020	
302478	Wrench 13mm	C9	4966375176749	
872422	Hex Bar 6mm	C9SA2 / C9BA2	4966375404033	
944459	Hex Bar Wrench 5mm	C6SS	4966375453901	
990666	Hex Bar Wrench 2.5mm	C7UY	4966375559900	


Guides

	Part No.	For Model	Barcode
	316106	C6SE / C7SE	4966375274957
302756	C6SS / C6MFA / C7MFA / C6DC / C6DC2 / C18DMR / C18DL / C18DSL / C7UY	4966375178651	
302691	C7SB / C7SB2 / C8 / C7YA	4966375116448	
303888	C9 / C9SA2 / C9BA2	4966375186366	


Side Handle

	Part No.	For Model	Barcode
	303811	C9 / C9SA2 / C9BA2	4966375185826

Dust Extractor Adaptors

	Part No.	For Model	Barcode
	324580	C18DL / C18DSL	4966375621348
302981	C6SS / C6MFA / C7MFA	4966375180319	
302690	C7SB	4966375178170	
303377	C8	4966375182856	
303930	C9	4966375186717	
324669	C9SA2 / C9BA2	4966375628361	
319297	C7YA	4966375300076	
997247	C7UY	4966375579076	

Circular Saw Dust Bags


	Code No.	For Model	Barcode
	319296	C7YA	4966375300069
961523	C5YC	4966375484363	

ACCESSORIES FOR MITRE SAWS


Vise Assembly

	Code No.	For Model	Barcode
	322952	C10FCE / C10FCE2 C10FCH2	4966375328063
324378	C12LSH / C12RSH	4966375619185	
329860	C8FSE / C8FSHE	4966375687351	
321370	C10FSB / C10FSH	4966375316176	
311127	C10FC	4966375235279	
308394	C10FS	4966375120094	
974662	C15FB	4966375511823	
305174	C12FSA	4966375189244	
318965	C10FCB	4966375297901	
322957	C12LCH	4966375328100	

Mitre Saw Dust Bags

	Code No.	For Model	Barcode
	998845	C10FSB C10FSH	4902530120110
322955	C8FSE C8FSHE C10FCE C10FCE2 C10FCH2 C12LCH C12LSH C12RSH	4966375328087	

Extension Guide Assembly

	Code No.	For Model	Barcode
	321553	C8FSE C8FSHE C10FSB C10FSH	4966375317067
322956	C10FCE C10FCE2 C10FCH / C10FCH2	4966375328094	
324369	C12LSH C12RSH	4966375621669	
974661	C10FA / C10FB / C15FB	496637511816	



PLANING & ROUTING



HITACHI
Inspire the Next

PLANERS

P20ST 82mm Planer



- Lightweight and compact at only 2.5kg and 296mm in length allowing easy handling and job versatility
- Max cutting depth of 1.5mm and rebating depth of 9mm to handle the toughest jobs
- High rotation speed to ensure smooth finish
- Soft grip for improved user comfort
- Able to be connected to dust extraction equipment (with optional accessories, see below)

Specifications

999021

Input power	580W
No load speed	17,000 (min-1)
Max. cutting width	82mm
Blade type	82mm reversible TCT blade x 2
Max. cutting depth	1.5mm
Weight	2.5kg
Length	296mm
Standard accessories	Blades, blade setting gauge, guide and wrench



4 9 6 6 3 7 6 2 0 7 5 2 7

P20SF(H1) 82mm Planer 02025813



- Lightweight and compact at only 2.5kg and 296mm in length allowing easy handling and job versatility
- Max cutting depth of 2.6mm and rebating depth of 9mm to handle the toughest jobs
- High rotation speed to ensure smooth finish
- Blade protection stand to protect the blade from catching when placing the tool down
- Soft grip handle for improved user comfort
- Cord holder to keep power cord away from job application
- Heavy duty aluminium housing helps to prevent overheating and therefore extending tool life
- Able to be connected to dust extraction equipment (with optional accessories)

Specifications

999021

Input power	620W
No load speed	17,000 (min-1)
Max. cutting width	82mm
Blade type	82mm reversible TCT blade x 2
Max. cutting depth	2.6mm
Weight	2.5kg
Length	296mm
Standard accessories	Blades, carry case, blade setting gauge, guide and wrench



Enables Attachment



Optional Dust Bag (322955) suits P20ST and P20SF



Optional Dust Adaptor (334502)

Enables Attachment



Optional Elbow (334503) suits P20ST and P20SF



Cord Holder



Blade Protector



Safety Switch



Replaceable Blades

*Optional dust collector, dust bag or elbow can be attached to the P20ST or P20SF by simply installing an optional dust adaptor (334502)



4 9 6 6 3 7 6 2 0 4 3 9 7

PLANERS

Specifications

Capacity	Operating height: 152.4mm Cutting width: 330.2mm Cutting depth: 2.4mm
Input power	1,800W
Rotation speed	9,250 (min-1)
Weight	46kg
Table size	325 x 918mm (approx.)
Standard accessories	Blades, stand, spanner, hex key and blade setting gauge



4 9 6 6 3 7 6 1 5 1 6 1 5

- Four column locking mechanism secures the cutter head in place, virtually eliminating snipe
- Top-mounted rollers for smooth and easy handling of the work piece
- Dual-position carriage crank handle for the most comfortable operating position
- Automatic feed system ensures optimal material feed rate
- Tool and accessory storage compartment for added convenience
- 3-position depth stop ensures quick and easy adjustment to most frequently used thicknesses
- Stainless steel table for superior durability and smooth operation
- Includes tool stand and 2 x 330mm HSS blades

P13F 330mm Planer



ACCESSORIES FOR PLANERS

	Length (mm)	Description	Part No.	Barcode
	82	2 x reversible TCT blades	750470	8717472818812
	82	10 x reversible TCT blades	750471	8717472818829
	82	2 x HSS planer blades (for P20SB HSS model only)	750473	8717472818843
	330	1 x HSS blade (22mm wide for P13F)	328935	9323624015917
	330	1 x HSS blade (12mm narrow for P13F)	726341	9323624004386

TRIMMER

Specifications

Collet chuck	6mm
Input power	400W
No load speed	30,000 (min-1)
Weight	1.4kg
Length	200mm
Standard accessories	Trimmer guide assembly, straight guide, template guide and wrench

999021



- Ball bearing construction for increased service life
- Base angle adjustment of 0 – 45°
- Fine adjustment dial for detailed work and easy setting of cutting depth
- Compact and robust

M6SB 6mm Trimmer



4 9 6 6 3 7 6 0 7 2 2 8 6



CORDESS

PNEUMATIC

DRILLING

ROTARY & DEMOLITION

FASTENING

GRINDING & CUTTING

SANDING & POLISHING

SAWING

PLANING & ROUTING

VACUUMS / BLOWER / HEAT GUNS

HIGH PRESSURE WASHERS

ENGINE

ACCESSORIES


SINGLE SPEED ROUTERS

M8SA2

8mm Single Speed Router



Fine adjustment knob available separately 318304



- Powerful 1,010W motor allows efficient use for plunge cutting and edge rounding applications
- Lightweight and compact allowing easy handling and job versatility when performing free hand cutting
- 60mm stroke capacity
- Convenient switch placement for increased useability
- High cutting feed rate ensures quick and clean cutting

Specifications

999043

Collet chuck	8mm
Input power	900W
No load speed	25,000 (min-1)
Main body stroke	60mm
Weight	3.5kg
Standard accessories	1/4" collet, straight guide, template guide and wrench



M12SE(H1)

12mm Single Speed Router 02025796



- Powerful 1,700W motor allows efficient plunge cutting and edge rounding applications
- Lightweight and compact allowing easy handling and job versatility when performing free hand cutting
- Angle adjustable handle allows for improved ergonomics and handling
- 65mm stroke capacity
- Height adjustable cutting scale for increased accuracy and fine adjustment
- Switch and depth lock allows single handed operation for increased efficiency and safety
- 12mm and 8mm collet chuck size capacity

Specifications

999038

Collet chuck	12mm
Input power	1,700W
No load speed	22,000 (min-1)
Main body stroke	65mm
Weight	5.3kg
Standard accessories	Straight guide, template guide and wrench



VARIABLE SPEED ROUTER

M12VE(H1)

12mm Variable Speed Router



- Powerful 2,000W motor allows efficient plunge cutting and edge rounding applications
- Lightweight and compact allowing easy handling and job versatility when performing free hand cutting
- Variable speed dial on handle for easy use during operation
- Soft start for smooth starting and safe usage
- Electronic speed control for constant speed under load
- Three stage revolving depth stop for accurate repetitive plunge cuts
- Switch and depth lock for single handed operation for increased efficiency and user safety
- 12mm and 8mm collet chuck size capacity

Specifications

999038

Collet chuck	12mm
Input power	2,000W
No load speed	8,000 – 22,000 (min-1)
Main body stroke	65mm
Weight	5.3kg
Standard accessories	Straight guide, template guide and wrench



VACUUMS / BLOWER / HEATGUNS



HITACHI
Inspire the Next[™]

CORDLESS

PNEUMATIC

DRILLING

ROTARY &
DEMOLITION

FASTENING

GRINDING
& CUTTING

SANDING &
POLISHING

SAWING

PLANING &
ROUTING

VACUUMS/
BLOWER/
HEAT GUNS

HIGH
PRESSURE
WASHERS

ENGINE

ACCESSORIES

HEAT GUNS

RH600T Heat Gun

NEW



- Powerful 2000 watt motor makes it ideal for various types of applications
- Two position switch controls high and low air volume and temperature controls
- Convenient quick cooling button delivers a shot of cool air for cooling down materials
- Built in thermal cut-out protects the tool from damage due to overheating
- Soft grip for improved user comfort

Specifications

Input power	2000W
Air volume	Low – 250l/min, High – 500l/min
Air temperature	Low - 450°C, High - 600°C
Quick cooling button	Yes - 50°C
Weight	0.57kg
Length	245 x 83 x 250mm
Standard accessories	Round nozzle, flat nozzle, curved surface nozzle, glass protector nozzle, scraper with grip & carry/storage case



RH650V Heat Gun with LED Display

NEW



- Powerful 2000 watt motor makes it ideal for various types of applications
- Variable temperature and air flow buttons allow precise settings
- LCD display conveniently indicates temperature and air volume settings
- Built in thermal cut-out protects the tool from damage due to overheating
- Soft grip for improved user comfort

Specifications

Input power	2000W
Air volume	Low: 250 – 500l/min, High: 250 – 500l/min
Air temperature	Low: 50°C, High: 50 – 650°C
LCD display	Yes
Weight	0.79kg
Length	245 x 85 x 254mm
Standard accessories	Round nozzle, flat nozzle, curved surface nozzle, glass protector nozzle, scraper with grip & carry/storage case



BLOWER / VACUUM

RB40VA 5.5kPa Blower / Vacuum 06081418



- Lightweight and compact for easy handling and job versatility
- Variable speed by dial and trigger to suit multiple applications
- Powerful blow and air volume flow of 3.8m³/min. to tackle the toughest jobs
- Soft grip handle for increased user comfort
- Dual function with vacuuming attachment included as standard (323587)

Specifications

Input power	550W
No load speed	0 – 16,000 (min-1)
Air pressure	0 – 5.5kPa
Air volume flow	0 – 3.8m³/min
Weight	1.7kg
Length	447mm
Standard accessories	Nozzle and dust bag

999021

*Dust bag attachment included (323587)



Carpet Attachment



WET & DRY VACUUM

RP30Y

24L Wet & Dry Vacuum

Specifications



Capacity	Solid: 22L Liquid: 24L
Input power	1,200W
Auto outlet	1,200W
Static pressure	200 mbar
Blow volume	3m ³ /min.
Weight	9.8kg
Dimensions (W x L x H)	400 x 400 x 715mm
Standard accessories	Nylon and textile filter bag, filter cartridge, carpet/fluid/upholstery attachments, crevice nozzle, brush, joint by step, straight adaptor, hand grip, steel ext. tube, 3m hose assembly and cartridge kit – standard filter

- Suitable for wet and dry operations
- Auto power function means tool power connection can be placed straight into the vacuum unit allowing the power to turn on and off when tool is in use
- Stainless steel casing for increased durability
- Built in overload protection for user safety
- Integrated accessory stand on base for user convenience





ACCESSORIES FOR VACUUMS

Bags and Filters

	Part No.	Description	For Model	Barcode
	913023AGU6	Nylon Filter Bag (Wet & Dry Dust)	WDE1200	9323624008230
	913022AGU5	Textile Filter Bag (Dry Dust)	WDE1200	9323624008223
	913021AGU6	Nylon Filter Bag (Wet & Dry Dust)	RP30Y	9323624008216
	913020AGU5	Textile Filter Bag (Dry Dust)	RP30Y	9323624008209
	913024AP01	Paper Dust Bag x 10	RP30Y	9323624008254
	913017AP13	Paper Dust Bag x 10	WDE1200	9323624008193
	912256AGA1	Filter Cartridge – 15 Micron	RP30Y / WDE1200	9323624008131
	912352GH05	Cartridge Kit, 0.3 Micron Hepa Filter	RP30Y / WDE1200	9323624008179
	902042A000	Filter – Foam Killer (Wet Use)	RP30Y / WDE1200	9323624007912
	912352AGC1	Cartridge Kit – Standard Filter	RP30Y / WDE1200	9323624008162
	521008AK13	Filter Bracket	RP30Y / WDE1200	9323624003730
	521009AK13	Filter Knob	RP30Y / WDE1200	9323624003747

Attachments

	Part No.	Description	For Model	Barcode
	919064AB13	Attachment for Carpet	RP30Y WDE1200	9323624008346
	921151AA13	Attachment for Fluids		9323624008582
	919103AK13	Attachments for Upholstery		9323624008384

CORDLESS

PNEUMATIC

DRILLING

ROTARY & DEMOLITION

FASTENING

GRINDING & CUTTING

SANDING & POLISHING

SAWING

PLANING & ROUTING

VACUUMS/
BLOWER/
HEAT GUNS




HIGH
PRESSURE
WASHERS

ENGINE

ACCESSORIES

ACCESSORIES FOR VACUUMS

Other Accessories

	Part No.	Description	For Model	Barcode
 <p>Crevice Nozzle</p>  <p>Hand Grip</p>  <p>Steel Tube</p>	919107AK13	Crevice Nozzle	RP30Y WDE1200	9323624008391
	919101AA13	Brush		9323624008377
	921072AK13	Joint by Step		9323624005575
	921067AA13	Hand Grip		9323624008551
	919036AB94	Steel Ext. Tube		9323624008322
	919069AB00	S/S Ext. Tube		9323624008353
	919075AK13	Plastic Ext. Tube		9323624008360
	921049AGQ1	Hose – 3m		9323624008513
	921049AGN1	Hose – 5m		9323624008506
	921049AGR1	Hose – 9m		9323624008520
921069AA13	Straight Adaptor	9323624008568		

Dust Extraction Adaptors

	Part No.	Description	For Model	Barcode
 <p>Adaptor for Saws</p>	308506	Adaptors for Saws, Routers and Others.	Fits All Hitachi Mitre Saws	4966375214717
	303930		C9 / C9SA2 / C9BA2	4966375186717
	303377		C7MFA / C8 / C7D	4966375182856
	306021		FCJ65V / FCJ55VA	4966375195573
	997466		M8 / TR12 / M12SA / M12V / M12SE / M12VE / M8SA2 / M8V2	3966375580430
	300082		SV12SD / FSV13Y	4966375102038
	302690		C7SB	4966371578170
	302981		C6MFA / C7MFA	4966375180319
	306054		CJ65A	4966375195863
	312311		CM12Y	4966375245100
	321591		CJ120V	4966375317432
	323918		G10SD2 / G10SR3	4966375602668
	324580		C18DMR / C18DSL / C18DL	4966375621348
	324581		C14DMR	4966375621355
	324669		C9SA2 / C9BA2	4966375628361
	326617		C10FR	9323624003150
	726310		P13F	9323624015375
	306885		DH24PB	4966375202288
986802	D424PB3 / PC3	4966375550167		



HIGH PRESSURE WASHERS



HITACHI
Inspire the Next⁺

HIGH PRESSURE WASHERS

AW100

1450psi High Pressure Washer

NEW



- Automatic start/stop reduces motor & pump wear
- Durable corrosion free metal pump
- Convenient accessory & cord holders
- Handle for easy transportation
- Built in thermal protector stops the motor when abnormal heat is detected

Specifications

Max pressure	1450psi / 100bar
Rate flow	5.5L/min
High pressure hose length	5m
Permissible water temp	40°C or less
Input power	1400W
Power cord length	5m
Weight	5.4kg
Standard accessories	Trigger gun, high pressure hose (5m), variable nozzle spray lance, detergent bottle with nozzle, water feed connector, nozzle cleaning pin, cord holder, trigger gun holder & top handle



AW130

1885psi High Pressure Washer

NEW



- Automatic start/stop reduces motor & pump wear
- Durable corrosion free metal pump
- Convenient accessory & cord holders
- Handle & wheels for easy transportation & manoeuvrability
- Built in thermal protector stops the motor when abnormal heat is detected
- Siphon function can draw water from a bucket

Specifications

Max pressure	1885psi / 130bar
Rate flow	6L/min
High pressure hose length	10m
Permissible water temp	40°C or less
Input power	1600W
Power cord length	5m
Weight	8.3kg
Standard accessories	Trigger gun, high pressure hose (10m), variable nozzle spray lance, turbo nozzle spray lance, detergent bottle with nozzle, one touch hose connector joint, water feed connector, nozzle cleaning pin, cord holder, trigger gun holder & top handle



HIGH PRESSURE WASHERS

AW150

2175psi High Pressure Washer

NEW

Specifications


Max pressure	2175psi / 150bar
Rate flow	6.6L/min
High pressure hose length	10m
Permissible water temp	40°C or less
Input power	2000W
Power cord length	5m
Weight	12.4kg
Standard accessories	Trigger gun, high pressure hose (10m), variable nozzle spray lance with pressure adjuster, turbo nozzle spray lance, on board detergent bottle, one touch hose connector joint, water feed connector, nozzle cleaning pin, trigger gun holder, hose winder handle & trigger gun support

- Automatic start/stop reduces motor & pump wear
- Durable corrosion free metal pump
- Convenient accessory & cord holders
- Handle & wheels for easy transportation & manoeuvrability
- Built in thermal protector stops the motor when abnormal heat is detected
- Siphon function can draw water from a bucket
- Integrated hose reel with winder



ACCESSORIES FOR HIGH PRESSURE WASHERS

Brushes & Hose

	Part No.	Description	For Model	Barcode
	335651	Wash Brush	AW100 / AW130 / AW150	4549115035584
	335652	Rotating Brush	AW100 / AW130 / AW150	4549115035591
	335657	10m High Pressure Extension Hose	AW100 / AW130 / AW150	4549115035621

CORDESS

PNEUMATIC

DRILLING

ROTA RY & DEMOLITION

FASTENING

GRINDING & CUTTING

SANDING & POLISHING

SAWING

PLANING & ROUTING

VACUUMS / BLOWER / HEAT GUNS

HIGH PRESSURE WASHERS

ENGINE

ACCESSORIES

HIGH PRESSURE WASHERS FEATURES

Drawing Water From A Bucket*

By using a 3 metre length of standard 12mm garden hose & supplied One-Touch Hose Joint** you can use your Hitachi high pressure washer to draw water from a bucket, which is convenient for when mains water is not accessible

* Siphon function only found on AW130 & AW150 models
 ** One-Touch Hose Joint only supplied with AW130 & AW150 models



Step 1: Attach the One-Touch Hose Joint to one end of a 3 metre length of garden hose



Step 2: Sink the entire 3 metre length of garden hose into a bucket filled with water



Step 3: Connect the One-Touch Hose Joint to the water feed connector on the washer



Step 4: Connect the washer to the power supply & switch on without the spray nozzle attached



Step 5: Switch the washer to the on position & pull the trigger until sufficient water is flowing out



Step 6: Switch the washer off and connect the spray nozzle, switch the washer back on & pull the trigger to commence washing



CORDLESS

PNEUMATIC

DRILLING

ROTARY & DEMOLITION

FASTENING

GRINDING & CUTTING

SANDING & POLISHING

SAWING

PLANING & ROUTING

VACUUMS/
BLOWER/
HEAT GUNS

HIGH
PRESSURE
WASHERS

ENGINE

ACCESSORIES

ENGINE



HITACHI
Inspire the Next

INTRODUCTION

HITACHI OPE - INTRODUCING A NEW GENERATION OF OUTDOOR POWER EQUIPMENT

HITACHI is recognised around the world over for its innovative and durable electric and cordless power tool products. Now Hitachi brings over 45 years of Outdoor Power Equipment experience from its Tanaka division under the Hitachi brand – providing a new level of performance and innovation to the discerning home user and commercial user.

Hitachi's range of top quality Outdoor Power Equipment provides state of the art tools for the professional contractor, landscaper, and ground maintenance person – as well as the home user who insists on premium quality power garden tools. With features such as Hitachi's PureFire™ 2 stroke engine technology and the easy to use S-Start technology, Hitachi Outdoor Power Equipment delivers performance, durability, low emissions and fuel economy.



PUREFIRE™ - WORLD LEADING LOW EMISSION 2 STROKE ENGINES

Hitachi's PureFire™ low emission engine technology delivers power, durability and environmentally friendly performance in a compact and lightweight package.

PureFire™ technology produces ultra low emissions without the need for complicated internal componentry. Certified to California Air Recourse Board (CARB) Tier III emission regulations.

Your Hitachi PureFire™ power garden tool has many advantages over conventional 2 stroke or complicated 4 stroke outdoor power equipment:

- Up to 30% less fuel consumption – saves you money!
- Providing more usable power and torque across the useful RPM range
- Better power to weight performance
- Lower ongoing maintenance and servicing costs – PureFire™ engines have fewer moving parts
- No frequent sump oil changes or risk of engine damage through lack of engine oil
- Full CARB Tier III emission compliant – better for the environment



LOOK FOR THIS LOGO

S-START - HITACHI'S ENGINE STARTING TECHNOLOGY

S-Start makes starting your Hitachi power garden tool so easy. This innovative system has taken the traditional 'pull start' mechanism and made it so much more user friendly. Requiring between 30-50% less pulling force, S-Start means that virtually anyone can start a Hitachi petrol powered garden tool without fuss – saving time and effort.



LOOK FOR THIS LOGO

FULL CRANK - COMMERCIAL QUALITY HITACHI ENGINES

All Hitachi 2 stroke power garden tools feature full crank shaft engines. Designed for long life and durability resulting in low vibrations and smoother operation.



LOOK FOR THIS LOGO

GRASS TRIMMERS & BRUSH CUTTERS

POWER & PERFORMANCE

- All Hitachi petrol powered grass trimmers & brush cutters are fitted with heavy duty centrifugal clutches providing safety & easy starting
- All Hitachi straight shaft grass trimmers & brush cutters are equipped with solid steel drive shafts for durability & increased performance
- All Hitachi straight shaft grass trimmers & brush cutters feature a heavy duty reduction gearbox which deliver high levels of torque



Specifications

Engine displacement	21.1cc
Max power	0.69kW
Fuel tank capacity	450mL
Fuel mix	50:1
Pipe diameter	24mm
Cutting path	350mm
Trimming line diameter	2.4mm
Sound pressure level	90dB(A)
Dry weight	3.9kg



- Powerful & compact PureFire™ 2 stroke engine produces low emissions & achieves 30% less fuel consumption
- S-Start reduces the amount of pull force required to start the engine by up to 50%
- Clutch assembly provides safety & easier starting for the user
- Light in weight at only 3.9kg helps with reducing fatigue during prolonged use
- Anti-vibration system provides user comfort and reduces fatigue

CG22EAB(HC) 21.1 cc Bent Shaft Grass Trimmer 02026068



Specifications

Engine displacement	21.1cc
Max power	0.69kW
Fuel tank capacity	450mL
Fuel mix	50:1
Pipe diameter	24mm
Cutting path	440mm
Trimming line diameter	2.4mm
Sound pressure level	90dB(A)
Dry weight	4.4kg



- Powerful & compact PureFire™ 2 stroke engine produces low emissions & achieves 30% less fuel consumption
- S-Start reduces the amount of pull force required to start the engine by up to 50%
- Clutch assembly provides safety & easier starting for the user
- Light in weight at only 4.4kg helps with reducing fatigue during prolonged use
- Solid steel drive shaft for durability and overall strength and performance

CG22EAS(HD) 21.1cc Straight Shaft Grass Trimmer



Specifications

Engine displacement	26.9cc
Max power	0.9kW
Fuel tank capacity	520mL
Fuel mix	50:1
Pipe diameter	24mm
Cutting path	460mm
Trimming line diameter	2.4mm
Sound pressure level	95dB(A)
Dry weight	4.9kg



- Powerful & compact PureFire™ 2 stroke engine produces low emissions & achieves 30% less fuel consumption
- S-Start reduces the amount of pull force required to start the engine by up to 50%
- Clutch assembly provides safety & easier starting for the user
- Solid steel drive shaft for durability and overall strength and performance
- Reduction gearbox provides added torque for cutting through thick brush & undergrowth

CG27EAS(HD) 26.9cc Straight Shaft Grass Trimmer 02026085



CORLESS

PNEUMATIC

DRILLING

ROTARY & DEMOLITION

FASTENING

GRINDING & CUTTING

SANDING & POLISHING

SAWING

PLANING & ROUTING

VACUUMS / BLOWER / HEAT GUNS

HIGH PRESSURE WASHERS

ENGINE

ACCESSORIES

CORDLESS

PNEUMATIC

DRILLING

ROTARY & DEMOLITION

FASTENING

GRINDING & CUTTING

SANDING & POLISHING

SAWING

PLANING & ROUTING

VACUUMS/ BLOWER/ HEAT GUNS

HIGH PRESSURE WASHERS

ENGINE

ACCESSORIES

GRASS TRIMMERS & BRUSH CUTTERS

CG27EAS(HB) 26.9cc Straight Shaft Brush Cutter with Bike Handle 00872380





- PureFire™ 2 stroke engine produces low emissions & achieves 30% less fuel consumption
- S-Start reduces the amount of pull force required to start the engine by up to 50%
- Clutch assembly provides safety & easier starting for the user
- Bike handle grips offer the user good balance and excellent ergonomics for prolonged use
- Solid steel drive shaft for durability and overall strength and performance

Specifications

Engine displacement	26.9cc
Max power	0.9kW
Fuel tank capacity	520mL
Fuel mix	50:1
Pipe diameter	24mm
Cutting path	440mm
Trimming line diameter	2.4mm
Sound pressure level	95dB(A)
Dry weight	5.1kg




Shoulder Harness

	Part No.	Description	Barcode
	6696448	Standard Single Rubber Harness Suits Bent & Straight Shaft Grass Trimmers	4966375844723
	6684718	Standard Double Harness Suits Straight Shaft Brush Cutters	4966375709473

MULTI-TASK TOOL

Specifications

Engine displacement	21.1cc
Max power	0.63kW
Fuel tank capacity	450mL
Fuel mix	50:1
Pipe diameter	24mm
Cutting path	450mm
Trimming line diameter	2.4mm
Sound pressure level	95.2dB(A)
Dry weight	4.7kg



- PureFire™ 2 stroke engine produces low emissions & achieves 30% less fuel consumption
- S-Start reduces the amount of pull force required to start the engine by up to 50%
- Clutch assembly provides safety & easier starting for the user
- Split shaft is highly versatile allowing for multiple attachments to be easily fitted tool free
- Anti-vibration system provides user comfort and reduces fatigue

CG22EAD(HD) 21.1cc Multi-Task Tool with Grass Trimmer Attachment 00508733



- Adjustable edging depth provides a professional finish to any lawn
- Durable steel bar blade allows effortless lawn edging & can be easily replaced when worn
- Tool free connection to all Hitachi and Tanaka split shaft grass trimmers and brush cutters
- Large rear guide wheel provides stability and ease of use for the user

Specifications

Blade size	200mm
Edging depth adjustable	70mm
Drive shaft	Square (flexible steel)
Pipe diameter	24mm
Weight	2.3kg



CG-PE(LA) Edger Attachment 02287392



- Automatic bar and saw chain oiling system delivers oil resulting in trouble free sawing
- Tool free connection to all Hitachi and Tanaka split shaft grass trimmers and brush cutters
- Easy accessible sprocket cover allows for trouble free chain maintenance
- Solid steel drive shaft for durability and extended tool life

Specifications

Bar length	250mm
Oil reservoir capacity	160mL
Pole saw length	1400mm
Drive shaft	Square (solid steel)
Weight	1.7kg



CG-PS(LA) Pole Saw Attachment 02287409



Also Available
CG-EX extension
pole to suit CG-PS
00508784

- Articulating head allows for multiple cutting angles and better user ergonomics
- Double sided and double edge blades provide a professional finish to any hedge or shrub
- Tool free connection to all Hitachi and Tanaka split shaft grass trimmers and brush cutters
- Solid steel drive shaft for durability and extended tool life

Specifications

Blade bar length	550mm
Maximum thickness cut	29mm
Articulating head	135 Degree
Double sided blades	Yes
Double edge blades	Yes
Drive shaft	Square (solid steel)
Weight	2.3kg



CG-HT(LA) Hedge Trimmer Attachment 02287341



- Reduction gearbox delivers a high level of torque for cultivating soft soil
- 230mm x2 cultivator tines provides a deep and wide cultivating path
- Tool free connection to all Hitachi and Tanaka split shaft grass trimmers and brush cutters
- Solid steel drive shaft for durability and extended tool life

Specifications

Cultivator tine diameter	230mm
Number of tines	2 x 6 Tooth blade
Reduction gearbox	Yes
Drive shaft	Square (solid steel)
Drive shaft	24mm
Weight	2.8kg









CG-MC(LA) Mini Cultivator Attachment 02287375







GRASS TRIMMERS & BRUSH CUTTERS ACCESSORIES

Nylon Line Trimming Heads

	Part No.	Description	Suits Models	Thread	Max Line Dia.	Max Line Length	Barcode
	BF-4(H)	Tap & Go Bump Feed Trimming Head	CG22EAB & CG24EKB	RHT	2.4mm	3.5m	4934528398423
	BF-5(H)	Tap & Go Bump Feed Trimming Head	CG22EAS, CG22EAD, CG24EKS & CG27EAS	LHT	2.7mm	3.5m	4934528398447
	CH-100(H)	Low Profile Fixed Line Alloy Trimming Head	CG22EAS, CG22EAD, CG24EKS & CG27EAS	N/A	3.3mm	430mm	4934528339785
	CH-300(H)	Spooled Line Alloy Trimming Head	CG22EAS, CG22EAD, CG24EKS & CG27EAS	N/A	2.7mm	4.0m	4934528393503
	TH-97RBY(H)	Auto Feed Trimming Head	CG22EAB & CG24EKB	RHT	2.0mm	4.0m	4934528338238
	TH-97U2(H)	Auto Feed Trimming Head	CG22EAS, CG22EAD, CG24EKS & CG27EAS	LHT	2.7mm	4.0m	4934528338269

Brush Cutter Blades, Edger Blades & Mini Cultivator Tines

	Part No.	Description	Suits Models	Bore (mm)	Dimensions (mm)	Barcode
	6684767	4 Tooth Metal Brush Cutting Blade	CG22EAS, CG22EAD, CG27EAS & CG24EKS	25	230	4966375709565
	6698711(H)	3 Tooth Metal Brush Cutting Blade	CG27EAS	25	255	4966375885269
	6690193(H)	Metal Edger Blade	CG-PE & SF-PE	25	205 x 50	4966375774976
	6693557(H)	Mini Cultivator Tines	CG-MC & SF-MC	13	210	4966375808619

BLOWERS & VACS

Specifications

Engine displacement	23.9cc
Max power	0.89kW
Fuel tank capacity	520mL
Max air velocity	273km/h
Max air volume	12.5m ³ /min
Fuel mix	50:1
Vacuum capable	No
Sound pressure level	69dB(A)
Dry weight	3.9kg



- PureFire™ 2 stroke engine produces low emissions & achieves 30% less fuel consumption
- S-Start reduces the amount of pull force required to start the engine by up to 50%
- Tapered nozzle provides increased air blowing velocity
- Large throttle trigger offers ease of use added control and better user ergonomics
- Tool free blower tube and nozzles for hassle free storage, transportation and use

RB24EA(HD)
23.9cc Handheld Blower
00872414



Specifications

Engine displacement	23.9cc
Max power	0.84kW
Fuel tank capacity	600mL
Max air velocity	175km/h
Max air speed	10.3m ³ /min
Fuel mix	50:1
Vacuum capable	Yes
Mulching ratio	14:1
Sound pressure level	68dB(A)
Dry weight	4.6kg – blower



- PureFire™ 2 stroke engine produces low emissions & achieves 30% less fuel consumption
- S-Start reduces the amount of pull force required to start the engine by up to 50%
- High volume fan nozzle provides increased air blowing velocity
- Cruise control throttle reduces user fatigue when used for prolonged periods of time
- Metal shredding blade allows for a 14:1 mulching ratio of dry leaves when used with optional vacuum kit

RB24ES(H2)
23.9cc Handheld Blower
02026051



Also Available
RB-HVA vacuum kit to suit
(sold separately)
08265390

Specifications

Engine displacement	23.9cc
Max power	0.84kW
Fuel tank capacity	600mL
Max air velocity	175km/h
Max air speed	10.3m ³ /min
Fuel mix	50:1
Vacuum capable	Yes
Mulching ratio	14:1
Sound pressure level	68dB(A)
Dry weight	4.6kg – blower



- PureFire™ 2 stroke engine produces low emissions & achieves 30% less fuel consumption
- S-Start reduces the amount of pull force required to start the engine by up to 50%
- High volume fan nozzle provides increased air blowing velocity
- Cruise control throttle reduces user fatigue when used for prolonged periods of time
- Metal shredding blade allows for a 14:1 mulching ratio of dry leaves
- Vacuum kit included

RB24ESV(H3)
23.9cc Handheld Blower Vac



Specifications

Engine displacement	64.7cc
Max power	2.9kW
Fuel tank capacity	2 Litre
Max air velocity	313km/h
Max air volume	15.5m ³ /min
Fuel mix	50:1
Vacuum capable	No
Sound pressure level	97dB(A)
Dry weight	9.9kg



- PureFire™ 2 stroke engine produces low emissions & achieves 30% less fuel consumption
- Professional full crank engine is designed to be operated for prolonged periods of time
- Adjustable throttle controller designed for increased ergonomics
- Easy to adjust backpack design for comfort and ease of use
- Tool free blower tube and nozzles for hassle free storage, transportation and use
- Large 2 litre fuel tank is designed to allow longer run time with fewer stops to refuel

RB65EF(HB)
64.7cc Backpack Blower
02025932



CORDESS
PNEUMATIC
DRILLING
ROTORARY & DEMOLITION
FASTENING
GRINDING & CUTTING
SANDING & POLISHING
SAWING
PLANING & ROUTING
VACUUMS / BLOWER / HEAT GUNS
HIGH PRESSURE WASHERS
ENGINE ACCESSORIES

CHAIN SAWS

CS33EDT(HA) 32.2cc Top Handle Chain Saw



- PureFire™ 2 stroke engine produces low emissions & achieves 30% less fuel consumption
- Safe & trouble free starting with fuel primer bulb & auto return choke system
- Easy to use chain tensioner ensures fast & convenient chain tensioning
- Rear tethering anchor point for added user safety and convenience
- Clutch assembly ensures more user safety when the chainsaw is in use
- Automatic oiling system always ensures that the saw chain is well lubricated for added performance

Specifications

Engine displacement	32.2cc
Max power	1.3kW
Chain bar length	300mm / (12")
Chain type	91VG Oregon
Chain sharpening file	3/16" round file
Chain oil capacity	180mL
Fuel tank capacity	290mL
Fuel mix	50:1
Sound pressure level	98.5dB(A)
Dry weight	3.4kg – without bar and chain



CS33EB(HB) 32.2cc Chain Saw 09792075



- PureFire™ 2 stroke engine produces low emissions & achieves 30% less fuel consumption
- Easy to use chain tensioner ensures fast & convenient chain tensioning
- Quick & easy starting with fuel primer bulb & no throttle lock also ensures user safety
- Clutch assembly ensures more user safety when the chainsaw is in use
- Anti-vibration system provides user comfort and reduces fatigue
- Automatic oiling system always ensures that the saw chain is well lubricated for added performance

Specifications

Engine displacement	32.2cc
Max power	1.25kW
Chain bar length	350mm / (14")
Chain type	91VG Oregon
Chain sharpening file	5/32" round file
Chain oil capacity	250mL
Fuel tank capacity	350mL
Fuel mix	50:1
Sound pressure level	92dB(A)
Dry weight	3.8kg – without bar and chain



CS40EA(HD) 39.6cc Chain Saw 00633088



- PureFire™ 2 stroke engine produces low emissions & achieves 30% less fuel consumption
- Easy to use chain tensioner ensures fast & convenient chain tensioning
- Safe starting with self priming & no throttle lock ensures user safety & reduces excess load on the saw
- Clutch assembly ensures more user safety when the chainsaw is in use
- Anti-vibration system provides user comfort and reduces fatigue
- Automatic oiling system always ensures that the saw chain is well lubricated for added performance

Specifications

Engine displacement	39.6cc
Max power	1.8kW
Chain bar length	450mm / (18")
Chain type	95VP Oregon – narrow kerf
Chain sharpening file	3/16" round file
Chain oil capacity	240mL
Fuel tank capacity	380mL
Fuel mix	50:1
Sound pressure level	103dB(A)
Dry weight	4.4kg – without bar and chain



CS51EA(HC) 50.1cc Chain Saw



2014



- PureFire™ 2 stroke engine produces low emissions & achieves 30% less fuel consumption
- Built-in engine decompressor aids with easier starting
- Easy to use chain tensioner ensures fast & convenient chain tensioning
- Safe & trouble free starting with fuel primer bulb & auto return choke system
- Clutch assembly ensures more user safety when the chainsaw is in use
- Automatic oiling system always ensures that the saw chain is well lubricated for added performance

Specifications


Engine displacement	50.1cc
Max power	2.5kW
Chain bar length	500mm / (20")
Chain type	20BPX Oregon
Chain sharpening file	3/16" round file
Chain oil capacity	270mL
Fuel tank capacity	530mL
Fuel mix	50:1
Sound pressure level	104dB(A)
Dry weight	5.1kg – without bar and chain




CHAIN SAWS



Chain Saw & Pole Saw Chains

	Part No.	Description	Barcode
	797199	250mm (10") Saw Chain (90PX) To Suit CG-PS	9323624023011
	781122	300mm (12") Saw Chain (91VG) To Suit CS33EB/CS33EDT	8717574021318
	781124	350mm (14") Saw Chain (91VG) To Suit CS33EB	8717574021325
	781126	405mm (16") Saw Chain (91VG) To Suit CS33EB	8717574021332
	781136	405mm (16") Saw Chain (95VP) To Suit CS40EA	8717574021363
	781138	450mm (18") Saw Chain (95VP) To Suit CS40EA	8717574021370
	781140	500mm (20") Saw Chain (20BPX) To Suit CS51EA	8717574033236

Chain Saw Bars

	Part No.	Description	Barcode
	6696990(H)	300mm (12") Guide Bar Suit CS33EDT	4966375863540
	6685258	300mm (12") Guide Bar Suit CS33EB	4966375721970
	6685260	350mm (14") Guide Bar To Suit CS33EB	4966375721994
	6685262	405mm (16") Guide Bar To Suit CS33EB	4966375722014
	6696983(H)	405mm (16") Guide Bar To Suit CS40EA	4966375866893
	6696982(H)	450mm (18") Guide Bar To Suit CS40EA	4966375866886
	6698641	500mm (20") Guide Bar To Suit CS51EA	4966375883005

CORDESS
PNEUMATIC
DRILLING
ROTORRY & DEMOLITION
FASTENING
GRINDING & CUTTING
SANDING & POLISHING
SAWING
PLANING & ROUTING
VACUUMS / BLOWER / HEAT GUNS
HIGH PRESSURE WASHERS
ENGINE
ACCESSORIES

HEDGE TRIMMERS

QUICK TWIST

The Quick-Twist multi position rear handle is a rotatable handle that uses a simple lock on/lock off button to set the handle at 0°, 45° and 90° left and right. This allows for easy vertical trimming, suitable for both left and right handed users.

Right 45°



Left 45°



Centre 0°



Right 90°



Left 90°



CH22EA2(HB) 21.1cc 500mm Hedge Trimmer 02287426

NEW



- S-Start reduces the amount of pull force required to start the engine by up to 50%
- Quick-Twist multi position rear handle turns through 90 degrees both left & right to provide better ergonomics
- High quality double sided, double edged & double action blades provide a professional finish
- Clutch assembly ensures more user safety when the hedge trimmer is in use
- Lightweight at only 4.3kg provides user comfort & safety whilst cutting

Specifications

Engine displacement	21.1cc
Max power	0.65kW
Blade bar length	500mm
Max cutting diameter	24mm
Multi position rear handle	5 position
Fuel tank capacity	300mL
Fuel mix	50:1
Sound pressure level	97dB(A)
Dry weight	4.3kg



CH22EB2(HE) 21.1cc 620mm Hedge Trimmer 02287443

NEW



- S-Start reduces the amount of pull force required to start the engine by up to 50%
- Quick-Twist multi position rear handle turns through 90 degrees both left & right to provide better ergonomics
- High quality double sided, double edged & double action blades provide a professional finish
- Clutch assembly ensures more user safety when the hedge trimmer is in use
- Lightweight at only 4.7kg provides user comfort & safety whilst cutting

Specifications

Engine displacement	21.1cc
Max power	0.65kW
Blade bar length	620mm
Max cutting diameter	29mm
Multi position rear handle	5 position
Fuel tank capacity	300mL
Fuel mix	50:1
Sound pressure level	97dB(A)
Dry weight	4.7kg



HEDGE TRIMMERS

Specifications

Engine displacement	21.1cc
Max power	0.65kW
Blade bar length	780mm
Max cutting diameter	29mm
Multi position rear handle	5 position
Fuel tank capacity	300mL
Fuel mix	50:1
Sound pressure level	97dB(A)
Dry weight	5.2kg



- S-Start reduces the amount of pull force required to start the engine by up to 50%
- Quick-Twist multi position rear handle turns through 90 degrees both left & right to provide better ergonomics
- High quality double sided, double edged & double action blades provide a professional finish
- Clutch assembly ensures more user safety when the hedge trimmer is in use
- Lightweight at only 5.2kg provides user comfort & safety whilst cutting
- Anti-vibration system for reduced user fatigue

CH22EC2(HH)
21.1cc 780mm Hedge Trimmer

NEW



CORDELESS

PNEUMATIC

DRILLING

ROTARY & DEMOLITION

FASTENING

GRINDING & CUTTING

SANDING & POLISHING

SAWING

PLANING & ROUTING

VACUUMS / BLOWER / HEAT GUNS

HIGH PRESSURE WASHERS

ENGINE

ACCESSORIES

CORDLESS

PNEUMATIC

DRILLING

ROTARY &
DEMOLITION

FASTENING

GRINDING
& CUTTING

SANDING &
POLISHING

SAWING

PLANING &
ROUTING

VACUUMS/
BLOWER/
HEAT GUNS

HIGH
PRESSURE
WASHERS

ENGINE

ACCESSORIES

PETROL DRILL

DW25EF(HD)
26.9cc 13mm Drill
00508699



Specifications

Engine displacement	26.9cc
Max power	0.88kW
Drill chuck capacity	13mm
Max drilling capacity	25.4mm (timber)
Gear ratio	19.7:1
Chuck speed	390rpm at a rated 8000rpm
Reverse rotation	Yes – by lever
Fuel tank capacity	670mL
Fuel mix	50:1
Sound pressure level	91.2dB(A)
Dry weight	5.4kg

- S-Start reduces the amount of pull force required to start the engine by up to 50%
- The 13mm metal keyless chuck ensures long life and durability
- Clutch assembly ensures safety for the user in starting & drilling
- Reverse mode is easily engaged by a lever allowing for a simple rotation direction change
- The 2 position side handle allows users to switch to left or right operation for greater control
- Heavy duty steel guard under the fuel tank offers protection to the underside of the tank



WATER PUMP & EARTH AUGER

Specifications

Engine displacement	21.1cc
Max power	0.74kW
Fuel tank capacity	750mL
Fuel mix	50:1
Connection diameters	25.4mm (BSP thread)
Max delivery capacity	120L/min
Max suction height	8m
Max delivery height	40m
Sound pressure level	95.2dB(A)
Dry weight	5.1kg



- For use with irrigation, draining ponds & pools, small fire fighting applications and transferring of water
- Nitrile Rubber (NBR) seals allow salt water to pass through the pump
- Powerful and compact 21.1cc high output 2 stroke engine
- Compact in design for easy transportation and storage with heavy duty alloy base for added durability
- Threaded suction & delivery ports allow for easy fitment of 25.4mm suction & delivery hoses

A25EB(H4) 21.1cc Water Transfer Pump



Specifications

Engine displacement	32.2cc
Max power	1.15kW
Drive shaft capacity	25.4mm
Max drilling capacity	200mm (earth auger)
Fuel tank capacity	700mL
Fuel mix	50:1
Sound pressure level	94.5dB(A)
Dry weight	8.0kg



- S-Start reduces the amount of pull force required to start the engine by up to 50%
- Clutch assembly ensures safety for the user in starting & drilling
- Heavy duty steel frame with soft grip handles ensure safe & stable drilling with good ergonomics
- Compatible with auger drill bits that have 25.4mm (1") internal drive shafts
- Suitable for drilling into dirt, clay, compacted soil, dirt with loose rocks, abrasive soil, abrasive frozen soil & soft shale



DA200E(HB) 32.2cc Earth Auger / Post Hole Digger 00508716



* EARTH AUGER BIT SOLD SEPARATELY



CORLESS

PNEUMATIC

DRILLING

ROTARY & DEMOLITION

FASTENING

GRINDING & CUTTING

SANDING & POLISHING

SAWING

PLANING & ROUTING

VACUUMS / BLOWER / HEAT GUNS


HIGH PRESSURE WASHERS

ENGINE


ACCESSORIES

OPE ACCESSORIES


Lubricants

	Part No.	Description	Mix Ratio	Barcode
	714811	100ml Premium 2 Stroke Oil Suits All 2 Stroke Engines (Carton of 50)	50:1	8717574017854
714813	1Ltr Premium 2 Stroke Oil Suits All 2 Stroke Engines	50:1	8717574023640	


Chain Bar Oil

	Part No.	Description	Barcode
	714814	1Ltr Premium Chain Saw Bar & Chain Lubricant Suits Corded, Cordless & Petrol Chain Saws	8717574021677
714815	5L Premium Chain Saw Bar & Chain Lubricant Suits Corded, Cordless & Petrol Chain Saws	8717574021684	

Chainsaw Bag

	Part No.	Description	Barcode
	711006	Chain Saw Storage/Carry Bag Suits Most Corded, Cordless & Petrol Chain Saws From 12" to 20"	7034354618577

Spark Plugs

	Part No.	Description	Barcode
	6684584(H)	BMR7A Spark Plug Suits CG22EAB / CG22EAS / CG22EAD / CG27EAS / CG24EKB / CG24EKS / RB24E / RB24ES / RB24ESV / RB24EA / RB24EA / A25EB	4966375709466
	6685086	BPMR6A Spark Plug Suits CS33EB / CH50EA3 / CH66EB3 / DW25EF	4966375718666
	6685782(H)	BPMR7A Spark Plug Suits CH22EA2 / CH22EB2 / CH22EC2 / CS33EDT / CS40EA / CS51EA / RB65EF	4966375730866

OPE ACCESSORIES

Nylon Line Round



Part No.	Profile	Diameter (mm)	Roll Length (m)	Colour	Barcode
781001	Round	2	15	Green	8717574018899
781002	Round	2	63	Green	8717574018905
781003	Round	2	126	Green	8717574018912
781004	Round	2.4	15	Orange	8717574018929
781005	Round	2.4	44	Orange	8717574018936
781006	Round	2.4	88	Orange	8717574018943
781007	Round	2.65	15	Red	8717574018950
781008	Round	2.65	36	Red	8717574018967
781009	Round	2.65	72	Red	8717574018974
781010	Round	3	15	Yellow	8717574018981
781011	Round	3	28	Yellow	8717574018998
781012	Round	3	56	Yellow	8717574019001
781013	Round	3.3	23	Black	8717574021189
781014	Round	3.3	46	Black	8717574021196

Nylon Line Helicoidal



Part No.	Profile	Diameter (mm)	Roll Length (m)	Colour	Barcode
781041	Helicoidal	2	15	Green	8717574019131
781042	Helicoidal	2	63	Green	8717574019148
781043	Helicoidal	2	126	Green	8717574019155
781044	Helicoidal	2.4	15	Orange	8717574019162
781045	Helicoidal	2.4	44	Orange	8717574019179
781046	Helicoidal	2.4	88	Orange	8717574019186
781047	Helicoidal	2.65	15	Red	8717574019193
781048	Helicoidal	2.65	36	Red	8717574019209
781049	Helicoidal	2.65	72	Red	8717574019216
781050	Helicoidal	3	15	Yellow	8717574019223
781051	Helicoidal	3	28	Yellow	8717574019230
781052	Helicoidal	3	56	Yellow	8717574019247
781053	Helicoidal	3.3	23	Black	8717574021202
781054	Helicoidal	3.3	46	Black	8717574021219

Steps for installing aluminium head nylon trimming line.

Low Profile aluminium head.


Step 1: Fold in half approx. 17" (430mm) of desired nylon line and feed through two holes above the Tanaka logo.

Step 2: Turn head over and feed each length into the two holes in opposite sides.

Step 3: Pull line through on opposite sides to be ready to cut.



Step 1



Step 2




Step 3


CORDESS
PNEUMATIC
DRILLING
ROTAARY & DEMOLITION
FASTENING
GRINDING & CUTTING
SANDING & POLISHING
SAWING
PLANING & ROUTING
VACUUMS / BLOWER / HEAT GUNS
HIGH PRESSURE WASHERS
ENGINE ACCESSORIES

OPE ACCESSORIES


Earth Auger Bits

	Part No.	Description	Barcode
	714002	Earth Auger Bit 80mm	8717574017908
	714003	Earth Auger Bit 100mm	8717574017915
	714004	Earth Auger Bit 120mm	8717574017922
	714005	Earth Auger Bit 150mm	8717574017939
	714006	Earth Auger Bit 200mm	8717574017946


Earth Auger Pins & Extension Rod

	Part No.	Description	Barcode
	714025	Universal Pin To Suit Earth Auger Bits (2pcs)	8717574018080
	714026	Extension Rod To suit Earth Auger Bits (inc pins)	8717574018097

Earth Auger Cutter Teeth

	Part No.	Description	Barcode
	714012	Cutter Tooth For 55-80mm Earth Auger Bit	8717574017984
	714013	Cutter Tooth For 100mm Earth Auger Bit	8717574017991
	714014	Cutter Tooth For 120mm Earth Auger Bit	8717574018004
	714015	Cutter Tooth For 150mm Earth Auger Bit	8717574018011
	714016	Cutter Tooth For 200mm Earth Auger Bit	8717574018028

Pilot Bits

	Part No.	Description	Barcode
	714022	Pilot For 80-150mm Earth Auger Bits	8717574018066
	714023	Pilot For 200-300mm Earth Auger Bits	8717574018073

ACCESSORIES



HITACHI
Inspire the Next

CORDLESS

PNEUMATIC

DRILLING

ROTARY &
DEMOLITION

FASTENING

GRINDING
& CUTTING

SANDING &
POLISHING

SAWING

PLANING &
ROUTING

VACUUMS /
BLOWER /
HEAT GUNS

HIGH
PRESSURE
WASHERS

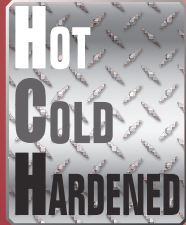
ENGINE

ACCESSORIES

HI-TORQ ACCESSORY SETS

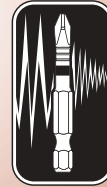
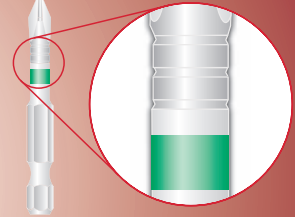
HI-TORQ™

Torsion Bits



- Unique design for heavy drilling applications
- Nickel plated for rust prevention
- Hot Cold Hardening process
 - Improves bit strength and life

Shock Resistant



- Unique metal treatment process uses extreme temperatures to temper the metal for improved performance

728698

18 Piece Hi-Torq Bit Set
01910553



Set Includes:

- Finder driver: 80mm length, 1/4in hex, zinc chrome plated steel
- 25mm screw driving bits: #1 phil (2), #2 phil (3), #3 phil (2), 3 slot, 4 slot, 5 slot, #1 sq (2), #2 sq (3), #3 sq (2)
- Carry pouch for convenient storage
- Impact rated for the toughest jobs
- Labeled accessory slots for convenient accessory location
- Nickel plated for rust prevention
- Hot cold hardening process to improve bit strength and life



728699

35 Piece Hi-Torq Bit Set
01910570



Set Includes:

- Magnetic insert bit holder: 60mm length, 1/4in hex, zinc chrome plated steel
- Magnetic nut drivers with 1/4 in hex shank: 6, 8, 10
- 25mm screw driving bits: #1 phil (3), #2 phil (7), #3 phil (3), #1 sq (2), #2 sq (5), #3 sq (3), T15 torx, T20 torx, T25 torx
- 50mm screw driving bits: #2 phil (2), #2 sq (2), T25 torx
- Hard plastic stackable storage case with labeled accessory slots for convenient storage and durability
- Impact rated for the toughest jobs
- Nickel plated for rust prevention
- Hot cold hardening process to improve bit strength and life



HEX SHANK ACCESSORY SETS

751970

3 Piece Adapter Set

Set Includes:

- 1/4" Hexagonal to 1/4" Square
- 1/4" Hexagonal to 3/8" Square
- 1/4" Hexagonal to 1/2" Square



401926

5 Piece Hex Shank Drill Bit Set

NEW

Set Includes:

- 2mm, 3mm, 4mm, 5mm, 6mm
- 6.35mm hex drive
- Solid structure designed for use with wood, metal & PVC



DRILLING ACCESSORY SET ROUND SHANK

Set Includes:

- D3 x 60mm, D4 x 70mm, D5 x 85mm, D6 x 100mm, D7 x 110mm, D8 x 110mm, D9 x 130mm, D10 x 130mm
- Assorted masonry drill bits for use with percussion drills on brick, stone or light concrete
- Tungsten carbide tips for faster drilling speeds and increased durability



401981

8 Piece Masonry Drill Bit Set

NEW

DRILLING & DRIVING ACCESSORY SETS

Set Includes:

- Drill bits: black and gold – 1.5, 2, 3, 4.5, 6mm
- 50mm power bits – PZ1, PZ2, PZ3, 6-8 slot, 8-10 slot, 5 hex, 6 hex
- 25mm insert bits – PZ2, PZ3, 6-8 slot, 10-12 slot
- Compact screw guide
- Hard plastic stackable storage case with labeled accessory slots for convenient storage and durability
- Suitable accessories for metal, wood and plastic applications



728118G

17 Piece Drill and Drive Bit Set

Set Includes:

- Magnetic insert bit holder: 60mm length, 1/4in hex, zinc chrome plated steel
- 25mm screw driving bits: #0 phil (2), #1 phil (2), #2 phil (3), #3 phil (2), #1 pozi, #2 pozi, #3 pozi, 3 slot, 4 slot (2), 5 slot (2), 6 slot (1), #1 sq (2), #2 sq (3), #3 sq (2), T10 torx, T15 torx, T20 torx, T25 torx, 1.5 hex, 2 hex, 2.5 hex, 3 hex, 4 hex, 5 hex
- Nut drivers: non-magnetic with 1/4in hex shank – 8, 9
- Drill bits: black and gold oxide – 1.5, 2, 2.5, 3, 4.5, 6 (2)
- Spade bits: 10, 13, 16, 22, 25
- Hard plastic stackable storage case with labeled accessory slots for convenient storage and durability
- Suitable accessories for metal, wood and plastic applications



115006

45 Piece Drill and Drive Set

Set Includes:

- Finder driver: 80mm length, 1/4in hex, zinc chrome plated steel
- Brad points: high carbon steel – 3mm (2), 4mm (2), 4.5mm, 5.5mm, 6mm
- Drill bits: black oxide – 1mm (5), 1.5mm (4), 2mm (4), 2.5mm (3), 3mm (3), 3.25mm, 3.5mm (2), 4mm, 5mm, 6mm
- Masonry bits: carbide tip: 3mm (2), 4mm (2), 5mm, 6mm
- Nut drivers: non – magnetic with 1/4in hex shank – 5mm, 6mm, 7mm, 8mm
- 25mm screw driving bits: #0 phil, #1 phil (2), #2 phil (4), #3 phil (2), #1 pozi, #2 pozi, #3 pozi, 4-5 slot, 6-8 slot (2), 8-10 slot (3), 10-12 slot (2), #0 sq, #1 sq (2), #2 sq (2), #3 sq (2), T10 torx, T15 torx (2), T20 torx, T25 torx, T27 torx, T30 torx, 2 hex, 3 hex, 4 hex, 5 hex, 6 hex
- Carry Pouch for convenient storage
- Suitable accessories for metal, wood, plastic and masonry applications



728493

83 Piece Drill and Drive Set

CORDELESS

PNEUMATIC

DRILLING

ROTARY & DEMOLITION

FASTENING

GRINDING & CUTTING

SANDING & POLISHING

SAWING

PLANING & ROUTING

VACUUMS / BLOWER / HEAT GUNS

HIGH PRESSURE WASHERS

ENGINE

ACCESSORIES

DRILLING & DRIVING ACCESSORY SETS

710000

41 Piece Drill and Drive Bit Set

NEW



Set Includes:

- 60 mm MAGNETIC BIT HOLDER
 - ADAPTER - 1/4" Hex to 1/4" Square
 - 50 mm POWER BITS - #2 SQ ; #3 SQ ; T10 ; T15 ; T20 ; T25 ; T30 ; T40 ; 2 Hex ; 2.5 Hex ; 3 Hex ; 4 Hex ; 5 Hex ; 6 Hex
 - 65 mm DOUBLE ENDED BITS - #1 Phil ; #3 Phil ; PZ1 ; PZ2 ; PZ3 ; #2 SQ
 - 100 mm REDUCED SHANK BITS - #2 Phil ; PZ2
 - 110 mm DOUBLE ENDED BITS - (3) #2 Phil ; #2 SQ ; 5 Hex
 - 1/4" HEX DRILL BITS - 1.5 mm ; 2.5 mm ; 3 mm ; 4 mm ; 5 mm
 - 38 mm NUT SETTERS - 5.5 mm ; 6 mm ; 7 mm ; 8 mm ; 10 mm ; 12 mm ; 13 mm
- Hard plastic storage case with labeled accessory slots for convenient storage and durability
 - Suitable accessories for metal, wood and plastic applications

799961

50 Piece Drill and Drive Bit Set



Set Includes:

- Ratcheting screw driver handle
- Magnetic insert bit holder: 60mm length, 1/4" hex, zinc chrome plated steel
- Quick change adaptor 1/4in hex
- Drill saw: titanium – 6.35mm
- Drill bits: titanium – 1mm (2), 1.5mm (2), 2mm (2), 2.5mm (2), 3mm (2), 3.25mm, 3.5mm, 4mm, 4.5mm, 5mm, 5.5mm, 6mm
- Drill bits: brad point – 3mm, 3.5mm, 4mm, 5mm, 6mm
- Masonry bits: 3mm, 3.5mm, 4mm, 5mm, 6mm
- Spade bits: 10, 13, 19, 25
- 50mm driver bits: #2 phil, #3 phil, 8-10 slot, #2 sq, #3 sq
- 25mm insert bits: #1 phil, #2 phil (2), #3 phil, 6-8 slot, 8-10 slot, 10-12 slot, #1 sq, #2 sq, #3 sq
- Hard plastic storage case with labeled accessory slots for convenient storage and durability
- Suitable accessories for metal, wood, plastic and masonry applications



9 3 2 3 6 2 4 0 2 1 8 8 8

728492

102 Piece Drill and Drive Bit Set



Set Includes:

- Magnetic insert bit holder: 60mm length, 1/4" hex, zinc chrome plated steel
- 12.7mm countersink: 1/4in hex
- Drill bits: HSS black oxide: 1mm (5), 1.5mm (5), 2mm (4), 3mm, 3.5mm, 4mm, 4.5mm, 5mm, 6mm
- Masonry bits: carbide tip – 3mm, 4mm, 5mm, 6mm
- 50mm insert bits: 1/4in hex – #1 phil, #2 phil, #3 phil, #1 pozi, #2 pozi, #3 pozi, T20 torx, T25 torx
- 25mm insert bits: 1/4in hex – #0 phil (3), #1 phil (4), #2 phil (8), #3 phil (4), #1 pozi (3), #2 pozi (5), #3 pozi (3), 3 slot (3), 4 slot (3), 5 slot (4), 6 slot (4), #1 sq, #2 sq, #3 sq, T10 torx (2), T15 torx (2), T20 torx (2), T25 torx (2), T27 torx (2), T30 torx (2), T40 torx (2), 1.5 hex, 2 hex, 2.5 hex, 3 hex, 4 hex, 5 hex, 6 hex
- Hard plastic case for safe and easy storage
- Suitable accessories for metal, wood, plastic and masonry applications
- Labeled accessory slots for convenient accessory location



9 3 2 3 6 2 4 0 2 1 9 0 1

DRILLING & DRIVING ACCESSORY SETS

Set Includes:

- Magnetic insert bit holder: 60mm length, 1/4" hex, zinc chrome plated steel
- Drill bits: black oxide – 1mm (3), 1.5mm (3), 2mm (3), 2.5mm (3), 3mm (3), 3.25mm, 3.5mm, 4mm, 4.5mm, 5mm, 6mm, 7mm, 8mm
- Drill bits: brad point – 3mm, 4mm, 5mm, 6mm, 7mm
- Masonry bits: 3mm, 3.5mm, 4mm (2), 5mm (2), 6mm, 7mm
- Spade bits: 13, 19, 25
- Nut drivers: 5, 6, 7, 8, 9, 10
- 50mm driver bits: #1 phil, #2 phil, #3 phil, 6-8 slot, 8-10 slot, 10-12 slot, #1 sq, #2 sq, #3 sq, 3 hex, 4 hex
- 25mm insert bits: #1 phil (5), #2 phil (10), #3 phil (5), 4-5 slot, 6-8 slot (2), 8-10 slot (4), 10-12 slot (2), #1 sq (5), #2 sq (10), #3 sq (5), T15, T20, T25, T27, 1.5 hex, 2 hex (2), 2.5 hex, 3 hex (2), 4 hex (2), 5 hex, 6 hex
- Hard plastic case for safe and easy storage
- Suitable accessories for metal, wood, plastic and masonry applications
- Labeled accessory slots for convenient accessory location



9 3 2 3 6 2 4 0 2 1 9 1 8

799962

120 Piece Drill and Drive Bit Set
01910587



IMPACT SOCKET SETS

752500

41 Piece Impact Socket and Bit Set

NEW

Set Includes:

- PH1, PH2, PH3, PZ1, PZ2, PZ3
- T10, T15, T20, T25, T27, T30, T40
- TX10, TX15, TX20, TX25, TX27, TX30, TX40
- Hexagonal 3, Hexagonal 4, Hexagonal 5, Hexagonal 6
- Slotted 3, Slotted 4, Slotted 5, Slotted 6
- Quick change magnetic bit holder
- 1/2" Drive (12.7mm) Impact sockets 8, 10, 11, 12, 13, 14, 17, 19, 21, 22mm
- Adapter hex 1/4" (6.35mm) to square 1/2" (12.7mm)
- Adapter square internal 1/2", (12.7mm) to hex internal 1/4" (6.35mm)
- Hard plastic case for safe and easy storage



9 3 2 3 6 2 4 0 2 1 9 1 8

751879

10 Piece Impact Socket Set

Set Includes:

- 1/2" Drive (12.7mm) Impact Sockets 10, 11, 12, 13, 14, 17, 19, 21, 22, 24mm
- Featuring 1 x ring + pin, type 1 and type 2



8 7 1 7 3 8 4 6 5 5 0 5 6

MINI GRINDER ACCESSORY SETS



Contents

Part No.

Barcode

200-pcs cassette consisting of:
10 x sanding band, 1 x cloth wheel, 6 x felt wheel, 1 x felt wheel point, 6 x HSS twist drills (2x1,6 / 2x2,4 / 2x3,2), 2 x sanding shank, 9 x diamond cutter, 3 x HSS cutter, 6 x aluminum oxide grinding wheel with shank, 4x aluminum oxide grinding wheel, 4 x silicon carbide grinding wheel with shank, 4x silicon carbide grinding wheel, 3 x nylon brush, 3 x stainless steel brush, 3 x brass brush, 1 x polish compound, 66x cut off wheel, 52 x sanding disc, 4 x collet chrome plated (1,6 / 2x2,4 / 2x3,2mm), 4 x mandrel, 5 x cut off wheel fibre glass, 1 x wrench, 1 x flap wheel, 1 x dressing stone

753948

8717574023015

389-pcs cassette consisting of:
42 x sanding band, 2 x cloth wheel, 5 x felt wheel, 1 x felt wheel point, 1 x rubber emery wheel, 9 x HSS twist drills (3x1,6 / 3x2,4 / 3x3,2), 3 x sanding shank, 10 x diamond cutter, 3 x HSS cutter, 1 x diamond disc, 6 x aluminum oxide grinding wheel with shank, 9 x aluminum oxide grinding wheel, 4 x silicon carbide grinding wheel with shank, 10 x silicon carbide grinding wheel, 8 x brush, 1 x polish compound, 80 x cut off wheel heavy duty, 36 x cut off wheel regular, 135 x sanding disc, 3 x rubber grinding wheel with shank, 4 x collet chrome plated (1,6 / 2,4 / 2x3,2), 6 x mandrel, 5 x cut off wheel fibre glass, 2 x wrench, 2 x flap wheel, 1 x dressing

753949

8717574023039

CORDLESS

PNEUMATIC

DRILLING

ROTARY & DEMOLITION

FASTENING

GRINDING & CUTTING

SANDING & POLISHING

SAWING

PLANING & ROUTING

VACUUMS / BLOWER / HEAT GUNS

HIGH PRESSURE WASHERS


ENGINE

ACCESSORIES





MASONRY DRILL BITS – SDS-PLUS 2 CUTTER

Quick Information Guide

For use in concrete, masonry and natural stone.







SDS-PLUS Drill Bits

 	Diameter (mm)	Total Length (mm)	Useful Length (mm)	Part No.	Barcode
2-CUTTER					
	4	110	50	750100	8717154650853
	4	160	100	751701	8717154657869
	5	110	50	750101	8717154650860
	5	140	80	751702	8717154658439
	5	160	100	750102	8717154650877
	5	210	150	751703	8717154658446
	5	310	250	751704	8717154658453
	5.5	110	50	750103	8717154650884
	5.5	160	100	750104	8717154653816
	5.5	210	150	751705	8717154658460
	5.5	260	200	751706	8717154658477
	6	110	50	750105	8717154650891
	6	160	100	750106	8717154650907
	6	210	150	751707	8717154658484
	6	260	200	751708	8717154658491
	6	310	250	751709	8717154658507
	6	460	400	751710	8717154658514
	6.5	110	50	750107	8717154650914
	6.5	160	100	750108	8717154650921
	6.5	210	150	751711	8717154658521
	6.5	260	200	751712	8717154658538
	6.5	310	250	751713	8717154658545
	6.5	460	400	751714	8717154658552
	7	110	50	750109	8717154650938
	7	160	100	750110	8717154650945
	7	210	150	751715	8717154658569
	8	110	50	750111	8717154650952
	8	160	100	750112	8717154650969
	8	210	150	750113	8717154650976
	8	260	200	750114	8717154650983
	8	310	250	750115	8717154650990

MASONRY DRILL BITS – SDS-PLUS 2 CUTTER

SDS-PLUS Drill Bits

 	Diameter (mm)	Total Length (mm)	Useful Length (mm)	Part No.	Barcode
2-CUTTER					
	8	410	350	751716	8717154658576
	8	460	400	750161	8717154651454
	8	600	550	751717	8717154658583
	8	1000	950	750177	8717472817587
	8.5	160	100	750116	8717154651003
	9	160	100	750160	8717154651447
	9	210	150	750117	8717154651010
	9.5	160	100	751718	8717154658590
	10	110	50	750118	8717154651027
	10	160	100	750119	8717154651034
	10	210	150	750120	8717154651041
	10	260	200	750121	8717154651058
	10	310	250	750122	8717154651065
	10	350	300	751719	8717154658606
	10	450	400	750123	8717154651072
	10	600	550	750168	8717154651522
	10	800	750	751720	8717154658613
	10	1000	950	750169	8717154654431
	11	160	100	750124	8717154651089
	11	210	150	751721	8717154658620
	11	260	200	750125	8717154651096
	11	310	250	751722	8717154658637
	12	160	100	750126	8717154651102
	12	210	150	750127	8717154651119
	12	260	200	750128	8717154651126
	12	310	250	750129	8717154651133
	12	360	300	751723	8717154658644
	12	450	400	750130	8717154651140
	12	600	550	750162	8717154651461
	12	1000	950	750170	8717154654455
	13	160	100	750131	8717154651157
	13	210	150	751724	8717154658651
	13	260	200	750132	8717154651164
	13	310	250	751725	8717154658668
	14	160	100	750133	8717154651171
	14	210	150	750134	8717154651188
	14	260	200	751726	8717154658675
	14	310	250	750135	8717154651195
	14	450	400	750136	8717154651201
	14	600	550	750163	8717154651478
	14	1000	950	750171	8717154654448
	15	160	100	750137	8717154651218
	15	210	150	751727	8717154658682
	15	260	200	750138	8717154651225
	15	450	400	751728	8717154658699
	16	160	100	750139	8717154651232
	16	210	150	750140	8717154651249
	16	310	260	750141	8717154651256
	16	450	400	750142	8717154651263
	16	600	550	750164	8717154651485
	16	800	750	751729	8717154658705
	16	1000	950	750172	8717154654462
	17	210	150	751730	8717154658712
	18	200	150	751765	8717574030556
	18	250	200	751766	8717574030563

CORDLESS

PNEUMATIC

DRILLING

ROTARY & DEMOLITION

FASTENING

GRINDING & CUTTING

SANDING & POLISHING

SAWING

PLANING & ROUTING

VACUUMS / BLOWER / HEAT GUNS




HIGH PRESSURE WASHERS

ENGINE

ACCESSORIES

MASONRY DRILL BITS – SDS-PLUS 2 CUTTER

SDS-PLUS Drill Bits

 	Diameter (mm)	Total Length (mm)	Useful Length (mm)	Part No.	Barcode
2-CUTTER					
	18	300	250	751767	8717574030570
	18	450	400	751768	8717574030587
	18	600	550	751769	8717574030594
	19	200	150	751771	8717574030617
	19	300	250	751772	8717574030624
	19	450	400	751773	8717574030631
	20	200	150	751774	8717574030648
	20	250	200	751775	8717574030655
	20	300	250	751776	8717574030662
	20	450	400	751777	8717574030679
	20	600	550	751778	8717574030686
	22	250	200	751780	8717574030709
	22	300	250	751781	8717574030716
	22	450	400	751782	8717574030723
	22	600	550	751783	8717574030730
	23	250	200	751785	8717574030754
	23	450	400	751786	8717574030761
	24	250	200	751787	8717574030778
	24	300	250	751788	8717574030785
	24	450	400	751789	8717574030792
25	250	200	751790	8717574030808	
25	450	400	751792	8717574030822	
26	250	200	751795	8717574030853	
26	450	400	751796	8717574030860	



CORDLESS

PNEUMATIC

DRILLING

ROTARY & DEMOLITION

FASTENING

GRINDING & CUTTING

SANDING & POLISHING

SAWING

PLANING & ROUTING

VACUUMS / BLOWER / HEAT GUNS





HIGH PRESSURE WASHERS

ENGINE

ACCESSORIES

MASONRY DRILL BITS – SDS-PLUS 2 CUTTER

SDS-PLUS 10 Piece Drill Bits Packs

  		Diameter (mm)	Total Length (mm)	Useful Length (mm)	Part No.	Barcode
2-CUTTER						
	4	110	50	752600	8717472816597	
	4	160	100	752601	8717472816603	
	5	110	50	752602	8717472816610	
	5	140	80	752603	8717472816627	
	5	160	100	752604	8717472816634	
	5	210	150	752605	8717472816641	
	5	310	250	752606	8717472816658	
	5.5	110	50	752607	8717472816665	
	5.5	160	100	752608	8717472816672	
	5.5	210	150	752609	8717472816689	
	5.5	260	200	752610	8717472816696	
	6	110	50	752611	8717472816702	
	6	160	100	752612	8717472816719	
	6	210	150	752613	8717472816726	
	6	260	200	752614	8717472816733	
	6.5	110	50	752615	8717472816740	
	6.5	160	100	752616	8717472816757	
	6.5	210	150	752617	8717472816764	
	6.5	260	200	752618	8717472816771	
	6.5	310	250	752619	8717472816788	
	7	110	50	752620	8717472816795	
	7	160	100	752621	8717472816801	
	7	210	150	752622	8717472816818	
	8	110	50	752623	8717472816825	
	8	160	100	752624	8717472816832	
	8	210	150	752625	8717472816849	
	8	260	200	752626	8717472816856	
	8	310	250	752627	8717472816863	
9	160	100	752628	8717472816870		
9	210	150	752629	8717472816887		
9.5	160	100	752630	8717472816894		
10	110	50	752631	8717472816900		
10	160	100	752632	8717472816917		
10	210	150	752633	8717472816924		
10	260	200	752634	8717472816931		
10	310	250	752635	8717472816948		
11	160	100	752636	8717472816955		
11	260	200	752638	8717472816979		
12	160	100	752640	8717472816993		
12	210	150	752641	8717472817006		
12	260	200	752642	8717472817013		
12	310	250	752643	8717472817020		

CORDLESS

PNEUMATIC

DRILLING

ROTARY & DEMOLITION

FASTENING

GRINDING & CUTTING

SANDING & POLISHING

SAWING

PLANING & ROUTING

VACUUMS / BLOWER / HEAT GUNS

HIGH PRESSURE WASHERS

ENGINE

ACCESSORIES

CORDLESS

PNEUMATIC

DRILLING

ROTARY &
DEMOLITION

FASTENING

GRINDING
& CUTTINGSANDING &
POLISHING

SAWING

PLANING &
ROUTINGVACUUMS /
BLOWER /
HEAT GUNSHIGH
PRESSURE
WASHERS

ENGINE

ACCESSORIES

MASONRY DRILL BITS – SDS-PLUS 2 CUTTER










SDS-PLUS 25 Piece Drill Bits Packs

  		Diameter (mm)	Total Length (mm)	Useful Length (mm)	Part No.	Barcode
2-CUTTER						
  	4	110	50	752644	8717472817037	
	4	160	100	752645	8717472817044	
	5	110	50	752646	8717472817051	
	5	140	80	752647	8717472817068	
	5	160	100	752648	8717472817075	
	5	210	150	752649	8717472817082	
	5.5	110	50	752650	8717472817099	
	5.5	160	100	752651	8717472817105	
	5.5	210	150	752652	8717472817112	
	5.5	260	200	752653	8717472817129	
	6	110	50	752654	8717472817136	
	6	160	100	752655	8717472817143	
	6	210	150	752656	8717472817150	
	6	260	200	752657	8717472817167	
	6.5	110	50	752658	8717472817174	
	6.5	160	100	752659	8717472817181	
	6.5	210	150	752660	8717472817198	
	6.5	260	200	752661	8717472817204	
	7	110	50	752662	8717472817211	
	7	160	100	752663	8717472817228	
	7	210	150	752664	8717472817235	
	8	110	50	752665	8717472817242	
	8	160	100	752666	8717472817259	
	8	210	150	752667	8717472817266	
	8	260	200	752668	8717472817273	
9	160	100	752669	8717472817280		
9	210	150	752670	8717472817297		
10	110	50	752671	8717472817303		
10	160	100	752672	8717472817310		
10	210	150	752673	8717472817327		








MASONRY DRILL BITS – SDS-PLUS 2 CUTTER

SDS-PLUS TCT Hammer Drill Bits Sets




 	Description	Part No.	Barcode
2-CUTTER			
      	5-Pcs 5 x 110 mm 6 x 110 mm 8 x 110 mm 6 x 160 mm 8 x 160 mm	751017	8717154652871
	5-Pcs 5 x 160 mm 6 x 160 mm 8 x 160 mm 10 x 160 mm 12 x 160 mm	751023	8717154657852
	5-Pcs 6 x 110 mm 8 x 110 mm 6 x 160 mm 8 x 160 mm 10 x 160 mm	751024	8717472816245
	6-Pcs 10 x 450 mm 12 x 450 mm 14 x 450 mm 16 x 450 mm 18 x 450 mm	751031	8717472817570
	13 mm drill chuck with SDS-plus adapter including 5 Pcs drill bit cassette 5/6/8 x 110 mm 6/8 x 160 mm	751025	8717154657449
	13 mm keyless drill chuck with SDS-plus adapter including 5 Pcs drill bit cassette 5/6/8 x 110 mm 6/8 x 160 mm	751030	8717472816580

SDS – PLUS ACCESSORIES

Adapters from SDS-PLUS

	Description	Part No.	Barcode
	To 1/2" x 20 UNF external thread and M6 internal for drill chuck	744085	8717154656039
	To 1/2" x 20 UNF external thread and 1/4" inside for bits	744088	8717154659184
	To 1/4" internal hexagonal for thread bits without magnet (75mm length)	752388	8717574017397
	To 1/2" square for impact sockets	750455	8717574023862

Adapters to SDS-PLUS

	Description	Part No.	Barcode
	From SDS-max	751006	8717154652772
	From 13mm hexagonal	750246	8717154651997

CORDLESS

PNEUMATIC

DRILLING

ROTARY & DEMOLITION

FASTENING

GRINDING & CUTTING

SANDING & POLISHING

SAWING

PLANING & ROUTING

VACUUMS / BLOWER / HEAT GUNS

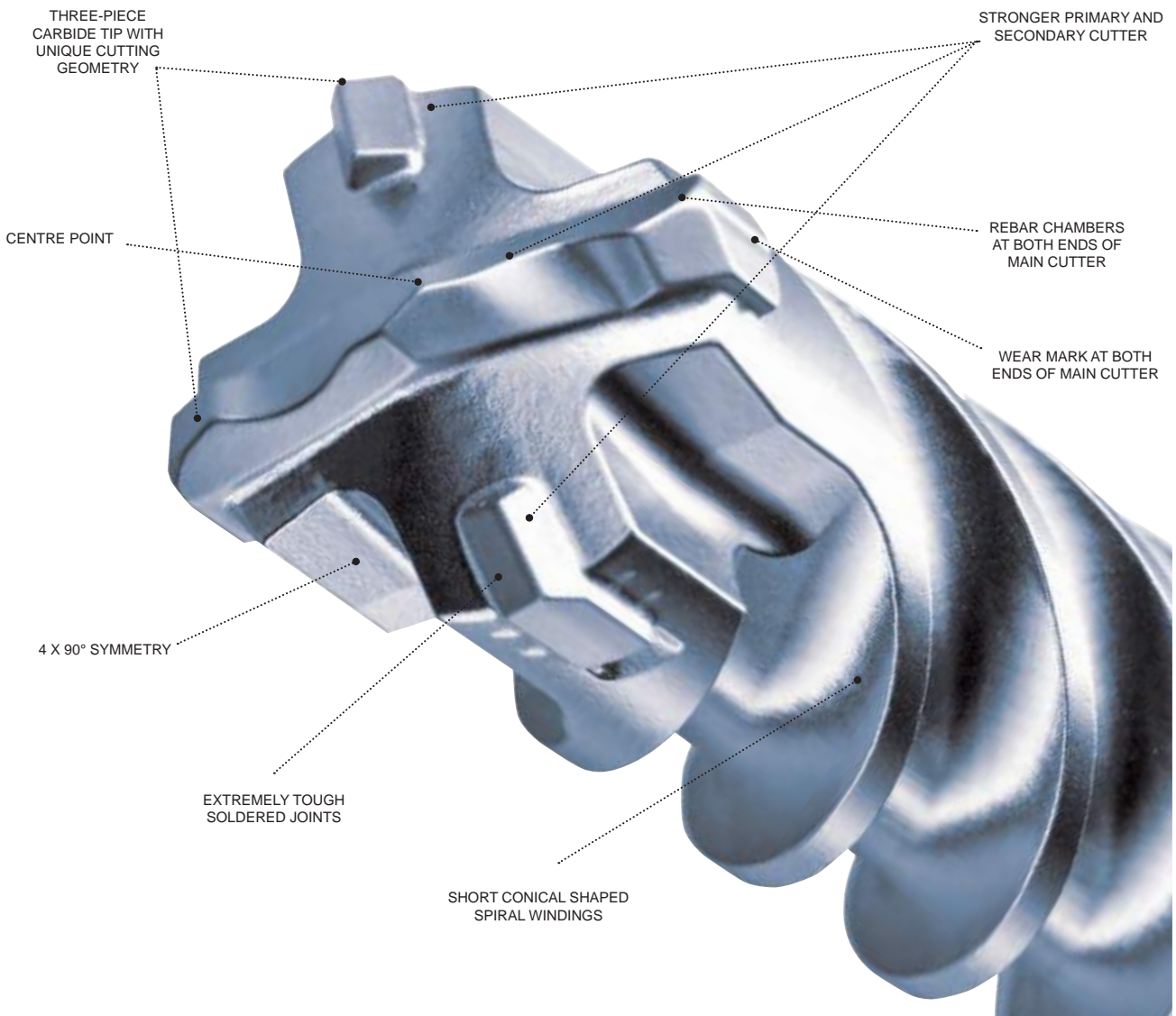
HIGH PRESSURE WASHERS

ENGINE





ACCESSORIES

MASONRY DRILL BITS – SDS-PLUS 4 CUTTER

Quick Information Guide



SDS-PLUS Drill Bits

 	Diameter (mm)	Total Length (mm)	Useful Length (mm)	Part No.	Barcode
4-CUTTER					
 	18	250	200	752218	8717574026245
	18	450	400	752219	8717574026252
	20	250	200	752220	8717574026269
	20	450	400	752221	8717574026276
	22	250	200	752222	8717574026283
	22	450	400	752223	8717574026290
	24	250	200	752224	8717574026306
	24	450	400	752225	8717574026313
	25	250	200	752226	8717574026320
	25	450	400	752227	8717574026337
	28	250	200	752228	8717574026344
	28	450	400	752229	8717574026351
	30	250	200	752230	8717574026368
	30	450	400	752231	8717574026375
32	450	400	752232	8717574026382	

CORDLESS

PNEUMATIC

DRILLING

ROTARY & DEMOLITION

FASTENING

GRINDING & CUTTING

SANDING & POLISHING

SAWING

PLANING & ROUTING

VACUUMS / BLOWER / HEAT GUNS

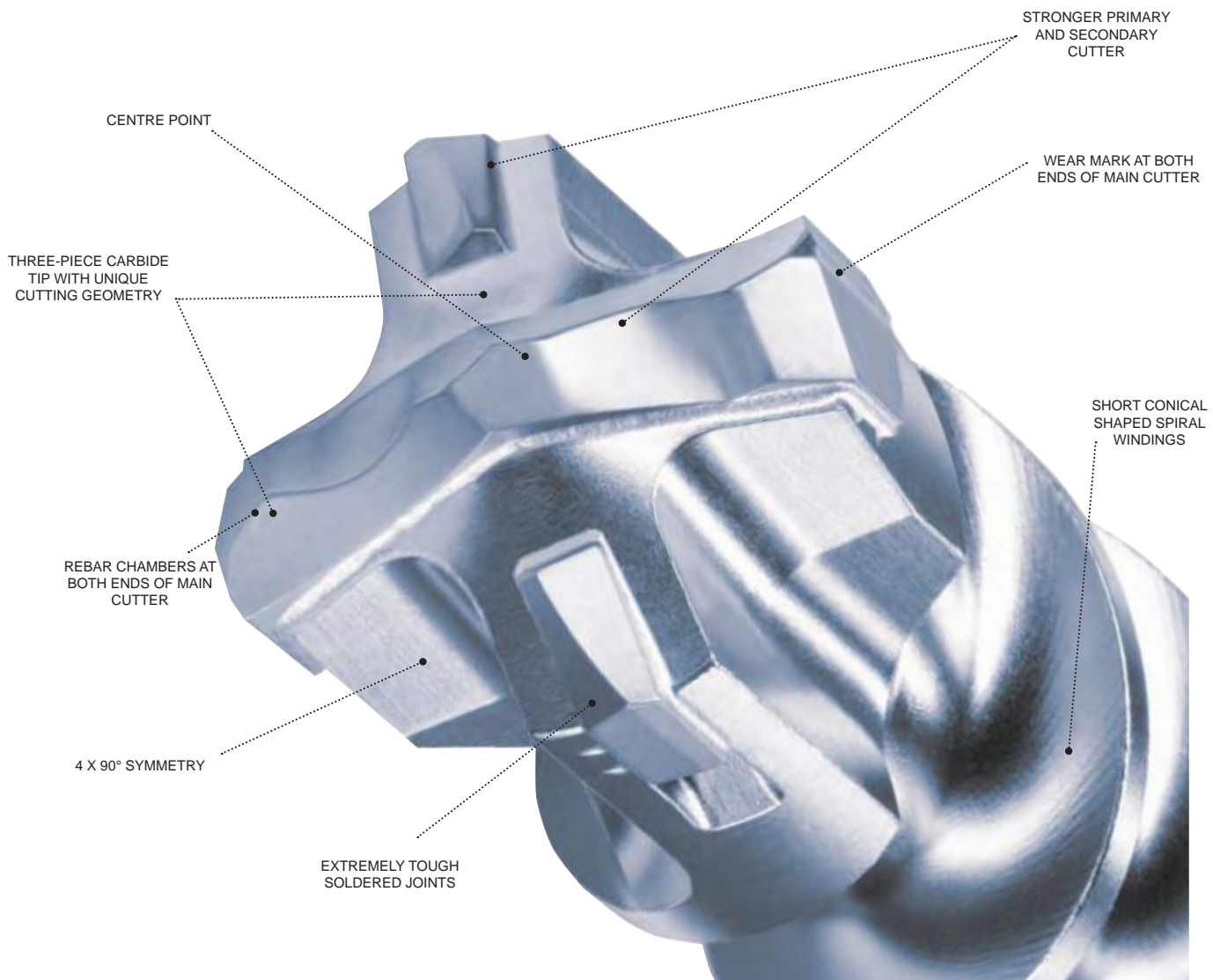
HIGH PRESSURE WASHERS

ENGINE





ACCESSORIES

MASONRY DRILL BITS – SDS-MAX

Quick Information Guide







SDS-MAX Drill Bits

 		Diameter (mm)	Total Length (mm)	Useful Length (mm)	Part No.	Barcode
2-CUTTER						
 	12	340	200	750910	8717154652246	
	12	540	400	750911	8717154652253	
	12	690	550	750912	8717154652260	
	12	920	800	750913	8717154652277	
	14	340	200	750914	8717154652284	
	14	540	400	750915	8717154652291	
	14	920	800	750916	8717154652307	
	15	340	200	750917	8717154652314	
	15	540	400	750918	8717154652321	

CORDESS
PNEUMATIC
DRILLING
ROTARY & DEMOLITION
FASTENING
GRINDING & CUTTING
SANDING & POLISHING
SAWING
PLANING & ROUTING
VACUUMS / BLOWER / HEAT GUNS
HIGH PRESSURE WASHERS
ENGINE
ACCESSORIES




MASONRY DRILL BITS – SDS-MAX 4 CUTTER

SDS-MAX Drill Bits

 		Diameter (mm)	Total Length (mm)	Useful Length (mm)	Part No.	Barcode
4-CUTTER						
 	16	340	200	754301	8717574026443	
	16	540	400	754302	8717574026450	
	16	740	600	754353	8717574029178	
	16	920	800	754303	8717574026467	
	16	1320	1200	754304	8717574026474	
	18	340	200	754305	8717574026481	
	18	540	400	754306	8717574026498	
	18	740	600	754354	8717574029185	
	18	920	800	754307	8717574026504	
	18	1320	1200	754308	8717574026511	
	20	320	200	754309	8717574026528	
	20	520	400	754310	8717574026535	
	20	720	600	754355	8717574029192	
	20	920	800	754311	8717574026542	
	20	1320	1200	754312	8717574026559	
	22	320	200	754313	8717574026566	
	22	520	400	754314	8717574026573	
	22	720	600	754356	8717574029208	
	22	920	800	754315	8717574026580	
	22	1320	1200	754316	8717574026597	
	24	320	200	754317	8717574026603	
	24	520	400	754318	8717574026610	
	25	320	200	754319	8717574026627	
	25	520	400	754320	8717574026634	
	25	720	600	754357	8717574029215	
	25	920	800	754321	8717574026641	
	25	1320	1200	754322	8717574026658	
	26	520	400	754323	8717574026665	
	28	370	250	754324	8717574026672	
	28	570	450	754325	8717574026689	
	28	670	550	754326	8717574026696	
	28	920	800	754327	8717574026702	
28	1320	1200	754328	8717574026719		
30	370	250	754329	8717574026726		
30	570	450	754330	8717574026733		
30	720	600	754358	8717574029222		
30	920	800	754331	8717574026740		
32	370	250	754332	8717574026757		
32	570	450	754333	8717574026764		
32	720	600	754359	8717574029239		
32	920	800	754334	8717574026771		
32	1320	1200	754335	8717574026788		
35	370	250	754336	8717574026795		
35	570	450	754337	8717574026801		
35	670	550	754338	8717574026818		
35	920	800	754339	8717574026825		
35	1320	1200	754360	8717574029246		
37	370	250	754340	8717574026832		
37	570	450	754341	8717574026849		
37	920	800	754342	8717574026856		
38	370	250	754343	8717574026863		
38	570	450	754344	8717574026870		
38	720	600	754361	8717574029253		





MASONRY DRILL BITS – SDS-MAX 4 CUTTER

SDS-MAX Drill Bits

		Diameter (mm)	Total Length (mm)	Useful Length (mm)	Part No.	Barcode
4-CUTTER						
 	40	370	250	754345	8717574026887	
	40	570	450	754346	8717574026894	
	40	720	600	754362	8717574029260	
	40	920	800	754347	8717574026900	
	40	1320	1200	754348	8717574026917	
	45	570	450	754349	8717574026924	
	45	920	800	754350	8717574026931	
	50	570	450	754351	8717574026948	
	52	570	450	754352	8717574026955	

SDS-MAX ACCESSORIES

Adapters

		Description	Part No.	Barcode
  	SDS-max to 1/2"x 20 UNF external thread	750453	8717472818744	
	SDS-max to 1/2" square	750451	8717574023848	
	SDS-max to 3/4" square	750452	8717574023855	
	SDS-Max adapter to SDS-Plus connection	751006	8717154652772	



CORLESS

PNEUMATIC

DRILLING

ROTARY & DEMOLITION

FASTENING

GRINDING & CUTTING

SANDING & POLISHING

SAWING

PLANING & ROUTING

VACUUMS / BLOWER / HEAT GUNS

HIGH PRESSURE WASHERS

ENGINE

ACCESSORIES

DEMOLITION BITS

Quick Information Guide

SDS-Plus Cold chisel

The renewed professional cold chisel is characterized by a sharp cant on the outside of the chisel and the addition of two breakers on the top surface of the cold chisel. This gives the chisel an improved breaking capacity for penetration of the material, which increases the working speed.



SDS-Plus and SDS Max Wide Self Sharpening Chisels

Due to a change in the cross-sectional profile of the wide chisel Hitachi has succeeded in greatly improving the performance of the tool. Because the inner face of the chisel is hollowed out, the contact surface with the material is smaller and penetrates more easily in the material. In addition, the strength per cm² is larger than in the conventional chisel, resulting in more rapid material removal. With the long hollow inner surface, the cross-section of the tool remains in tact during longer working times and therefore stays sharper longer, even after heavy use and wear. This is the self-sharpening effect of the tool.



SDS-Plus and SDS-Max Tile Self Sharpening Chisels

The new design of the tile chisels is characterized by a much longer blade with a constant thickness.

The thin elongated blade provides the following benefits:

- A longer useful life of the chisel.
- The possibility to stab the chisel in narrow joints and to make removal of the tiles much easier.
- It improves the ability to use the chisel under the tile thus increasing the number of unbroken tiles which can be removed.
- The same cross-section over a long length ensures that the tool remains sharp even after heavy use.



SDS-Max and 30mm Hexagon Self Sharpening Bull Points

Thanks to the unique design of the SDS-Max, the performance of the bull point with twisted star-shaped point is significantly improved. The star-shaped cross section, ensures longer sharpness, even after intensive use and wear.

The chisel surface remains virtually unchanged, whereas a conventional chisel becomes blunt. Due to the rotation and the fixed shape of the chisel, jamming is minimised. This speeds up the work and prevents much annoyance to the user. Due to the bulge in the shaft vibration is maximized at the tool tip, with increased material removal as a result.



SDS-Max cold chisel self sharpening

The SDS-Max cold chisel is now available with a corrugated surface. This special geometry of the chisel provides a reduced surface and thus a higher impact force per cm² and a self-sharpening effect and longer life time. The peaks of the ribs cause a high peak load in the material, which improves the removal of material as well as the penetration into the material. Due to the bulge in the shaft, vibration is maximum at the tool, with increased material removal as a result.



CORDLESS

PNEUMATIC

DRILLING

ROTARY & DEMOLITION

FASTENING

GRINDING & CUTTING

SANDING & POLISHING

SAWING

PLANING & ROUTING

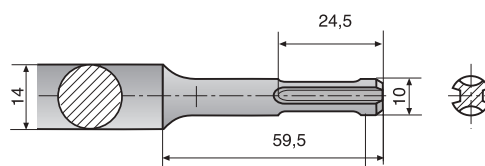
VACUUMS / BLOWER / HEAT GUNS

HIGH PRESSURE WASHERS

ENGINE

ACCESSORIES

DEMOLITION BITS



SDS-PLUS Demolition Bits

	Description	Dimensions (mm)	Part No.	Barcode
	Bull point	250	751590	8717472815330
	Cold chisel	20 x 250	751591	8717472815347
	Cold chisel	20 x 250	751596	8717574022988
	Wide chisel	40 x 250	751592	8717472815354
	Wide chisel self sharpening	40 x 250	751597	8717574022995
		60 x 250	751598	8717574023008
	Tile chisel	40 x 250	751595	8717472815385
	Tile chisel innovation	40 x 260	751599	8717574023510
	Chasing gouge	22 x 250	751594	8717472815378
	Mortar chisel TC tipped patented	32 x 150	751121	8717574023770
		32 x 300	751122	8717574023787
	Chisel set 3 Pcs (bull point, cold chisel and cutter)	250	751589	8717472817433

*Suitable for Hitachi light weight rotary hammers like the DH22PG/DH24PC3/DH28PC/DH30PC2/DH36DAL and other major brands.



CORLESS

PNEUMATIC

DRILLING

ROTARY & DEMOLITION

FASTENING

GRINDING & CUTTING

SANDING & POLISHING

SAWING

PLANING & ROUTING

VACUUMS / BLOWER / HEAT GUNS

HIGH PRESSURE WASHERS

ENGINE

ACCESSORIES

CORDLESS

PNEUMATIC

DRILLING

ROTARY &
DEMOLITION

FASTENING

GRINDING
& CUTTINGSANDING &
POLISHING

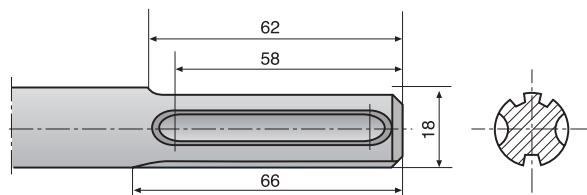
SAWING

PLANING &
ROUTINGVACUUMS /
BLOWER /
HEAT GUNSHIGH
PRESSURE
WASHERS

ENGINE

ACCESSORIES

DEMOLITION BITS

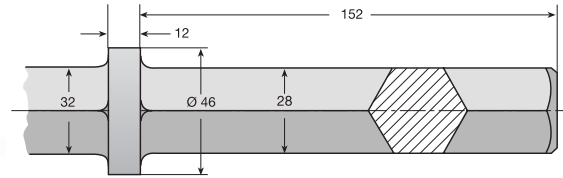


SDS-MAX Demolition Bits

	Description	Size (mm)	Part No.	Barcode
 	Bull point	280	750990	8717154653120
		400	750991	8717154653144
		600	750992	8717154653168
	Bull point self sharpening	400	751032	8717574023527
		Cold chisel	26 x 280	750993
	26 x 400		750994	8717154653151
	26 x 600		750995	8717154653175
	Cold chisel self sharpening	26 x 400	751033	8717574023565
		Wide chisel	50 x 300	751028
	50 x 400		750997	8717154653199
	80 x 300		751034	8717574023572
	115 x 350		750999	8717154653212
	Wide chisel self sharpening	50 x 350	751038	8717574023589
		Tile chisel 20° angled	50 x 300	751005
	80 x 300		751037	8717472818232
	Long tile chisel 20° angled	50 x 350	751039	8717574023596
		Chasing gouge	26 x 300	750996
	32 x 300		751036	8717472818225
	Chasing gouge for brick	32 x 300	751000	8717154653236
		Chasing gouge with glides	35 x 380	751003
	Brick raking chisel	8 x 300	751048	8717574023602
		Mortar toothed chisel	38 x 300	751001
	Mortar chisel tungsten tipped		38 x 300	751004
		Mortar chisel TC tipped patented	38 x 200	751123
	38 x 270		751124	8717574023800
	Asphalt cutter	75-110 x 400	751009	8717154652796
		Scoop	110 x 400	751008
	Ground rod driver	13 x 260	751011	8717154652819
16.5 x 260		751010	8717154652802	
Chisel set 3-Pcs (bull point, cold chisel and cutter)	400	751035	8717472817600	
	The following accessories have a connection of cone 22 to 26 mm			
	Shank for tamping pad	220	751012	8717154652826
	Bushing head 5 x 5	60 x 60	751013	8717154652833
		60 x 60	751014	8717154652840
	Tamping pad	120 x 120	751015	8717154652857
		150 x 150	751016	8717154652864

*Suitable for Hitachi rotary hammers including DH38MS/DH40MRY/DH45MR/DH50MRY/H41MB/H45MRY/H55SA and other major brands.

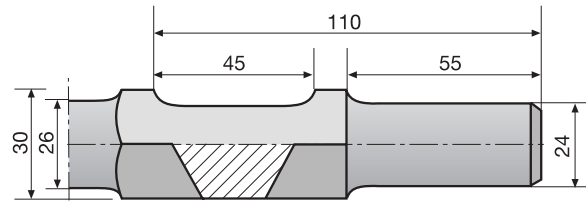
DEMOLITION BITS



28mm Hexagon with Collar Demolition Bits

		Description	Size (mm)	Part No.	Barcode
		Bull point	550	751571	8717472818539
		Cold chisel	35 x 550	751572	8717472818546
		Wide chisel	76 x 500	751573	8717472818553
		Scoop	125 x 480	751574	8717472818560

*Suitable for Hitachi heavy hammers H90 and other major brands.



30mm Hexagon with Collar Demolition Bits

		Description	Size (mm)	Part No.	Barcode
		Bull point	410	401036	4549115002043
		Bull point self sharpening	400	751548	8717574030877
		Cold chisel	35 x 410	401045	4549115045293
		Wide chisel	75 x 450	751545	8717472818522
		Scoop (Point clay spade)	135 x 550	401921	4549115034792
		Scoop (Flat clay spade)	110 x 550	401922	4549115034808

The following accessories have a connection of cone 22 to 26 mm

	Shank for tamping pad	400	751546	8717574002430
	Bushing head	60 x 60	751013	8717154652833
	Bushing head	60 x 60	751014	8717154652840
	Tamping pad	120 x 120	751015	8717154652857
		150 x 150	751016	8717154652864

The following accessories have a connection of cone 39 to 44 mm

	Shank for tamping pad	400	751547	8717574023626
	Tamping pad	180	751530	8717154653762
	Star Post Socket	51mm ID diameter	797012	9377778040400
	Earth Rod Adapter	16mm	797136	9323624016297

* Suitable for Hitachi heavy hammers H65SB2/H65SC/H70SA and other major brands.

CORDESS
PNEUMATIC
DRILLING
ROTARY & DEMOLITION
FASTENING
GRINDING & CUTTING
SANDING & POLISHING
SAWING
PLANING & ROUTING
VACUUMS / BLOWER / HEAT GUNS
HIGH PRESSURE WASHERS
ENGINE ACCESSORIES

HOLE SAWS

Quick Information Guide

Hitachi hole saws for a faster cut

All Hitachi hole saws have variable pitched teeth (4/6 TPI), which gives a better and faster cut in all types of material: stainless steel, cast iron, aluminium, copper, wood, plasterboard and plastics. Multifunctional in use and made from HSS Bi-metal, the teeth are heat resistant, wear-resistant, created from high alloy tool steel and welded using lasers. The result is a range of hole saws that are extremely strong and have a long service life. The material to be sawn is cut rather than splintered, giving a clean cut. The bottom plate is extra thick, benefiting the stability of the saw and reinforcing accessories are not required. The hole saws are available in all imaginable diameters and each saw includes a table in the packaging that states what speed should be used for various materials. This ensures you always achieve the best result.

Specially for you: Hitachi Sets

Hitachi has developed special sets for special uses: the plumbers' set, the electricians' set, the mechanics' set and the combiset. All current hole saws come in a handy carry case together with two mounting spindles and reducing nipples. For extra fast changing of hole saws you have the specially designed Hitachi Quick Power Lock system, allowing for quick and easy size changes.



Bi-Metal Hole Saws



Diameter (mm)	Part No.	Barcode
14	752101	8717154656282
16	752102	8717154656299
17	752103	8717154656305
19	752104	8717154656312
20	752105	8717154656329
21	752106	8717154656336
22	752107	8717154656343
24	752108	8717154656350
25	752109	8717154656367
27	752110	8717154656374
28	752111	8717154656381
29	752112	8717154656398
30	752113	8717154656404
32	752114	8717154656411
33	752115	8717154656428
35	752116	8717154656435
37	752117	8717154656442
38	752118	8717154656459
40	752119	8717154656466
41	752120	8717154656473
43	752121	8717154656480
44	752122	8717154656497
46	752123	8717154656503

HOLE SAWS

Bi-Metal Hole Saws



Actual cutting depth
of hole saws: 38 mm.

Diameter (mm)	Part No.	Barcode
48	752124	8717154656510
51	752125	8717154656527
52	752126	8717154656534
54	752127	8717154656541
55	752128	8717154656558
57	752129	8717154656565
59	752130	8717154656572
60	752131	8717154656589
64	752132	8717154656596
65	752133	8717154656602
67	752134	8717154656619
68	752135	8717154656626
70	752136	8717154656633
73	752137	8717154656640
76	752138	8717154656657
79	752139	8717154656664
83	752140	8717154656671
86	752141	8717154656688
89	752142	8717154656695
92	752143	8717154656701
95	752144	8717154656718
98	752145	8717154656725
102	752146	8717154656732
105	752147	8717154656749
108	752148	8717154656756
111	752149	8717154656763
114	752150	8717154656770
121	752151	8717154656787
127	752152	8717154656794
133	752153	8717154656800
140	752154	8717154656817
146	752155	8717154656824
152	752156	8717154656831
160	752157	8717154656848
165	752158	8717154656855
168	752159	8717154656862
178	752160	8717154656879
200	752161	8717154656886
210	752162	8717154656893



CORDESS

PNEUMATIC

DRILLING

ROTARY & DEMOLITION

FASTENING

GRINDING & CUTTING

SANDING & POLISHING

SAWING

PLANING & ROUTING

VACUUMS / BLOWER / HEAT GUNS


HIGH PRESSURE WASHERS

ENGINE

ACCESSORIES

HOLE SAW ACCESSORIES

Quick Power Lock System

	Description	Part No.	Barcode
	System (including centre drill and ejection pin) 11mm Hexagonal shank	752165	8717154659115

Adapter for Hole Saws


	Description	Part No.	Barcode
	to 30mm from 31mm	752166 752164	8717154659122 8717574030549

Accessories

	Description	Part No.	Barcode
	Ejection pin Centre drill bit	752168 752169	8717154659146 8717472817617


*Suitable for use with both bi-metal and carbide hole saes

Arbors for Bi-Metal Hole Saws

 <p>for hole saws to 30 mm</p> <p>for hole saws 30 - 38 mm</p> <p>with 'easy connect' for hole saws from 40 mm up</p>	Connection	Part No.	Barcode
	6mm round	752181	8717154656947
	8.5mm hexagonal	752182	8717154656954
	11mm hexagonal	752183	8717154656961
	SDS-plus	752184	8717154656978
	11mm hexagonal	752185	8717154656985
	8.5mm hexagonal	752186	8717154656992
	11mm hexagonal	752187	8717154657005
	16mm hexagonal	752188	8717154657012
SDS-plus	752189	8717154657029	

*As well as the Hitachi Quick Power Lock system an extensive range of standard arbors is available, fitting various hole saw dimensions and drill connection types.

Accessories for Bi-Metal Hole Saws

	Description	Part No.	Barcode
	11mm hexagonal extension piece (300mm length)	752190	8717154657036
	Adapter nipple for the shaft of large hole saws to 30mm	752191	8717154657043
	Centre drill 80mm long	752192	8717154657050
	Centre drill 105mm long for arbor 752181	752193	8717154657067
	Securing bolt for assembly shaft (5 Pcs)	752194	8717154657074
Adapter spring	752195	8717154657081	

HOLE SAW SETS

Bi-Metal Hole Saws Sets



Description	Part No.	Barcode
Plumber's set consisting of: 19, 22, 29, 38, 44, 57mm diameter, 2 x arbors and adapter nipple.	752171	8717154656909
Electrician's set consisting of: 22, 29, 35, 44, 51, 64mm diameter, 2 x arbors and adapter nipple.	752172	8717154656916
Mechanic's set consisting of: 19, 22, 29, 35, 38, 44, 51, 57, 64mm diameter, 2 x arbors and adapter nipple and extra centre drill.	752173	8717154656923
Combi-set consisting of: 19, 20, 22, 25, 29, 32, 35, 38, 44, 51, 57, 67, 76mm diameter, 2 x arbors and adapter nipple.	752174	8717154656930



CORLESS

PNEUMATIC

DRILLING

ROTARY &
DEMOLITION

FASTENING

GRINDING
& CUTTING

SANDING &
POLISHING

SAWING

PLANING &
ROUTING

VACUUMS /
BLOWER /
HEAT GUNS

HIGH
PRESSURE
WASHERS

ENGINE

ACCESSORIES

DRILL CHUCKS

Quick Information Guide

Chuck Selection:

In order to determine which drill chuck you need, it is necessary to take the following criteria into account:

1. The connection on the anvil of the machine. In the following product range, we identify the following connections: 1/2"x20UNF, 3/8"x24UNF, 1/4" Hexagonal and SDS-Plus.
2. The required jaw width of the drill chuck, depending on the machine's capacity.

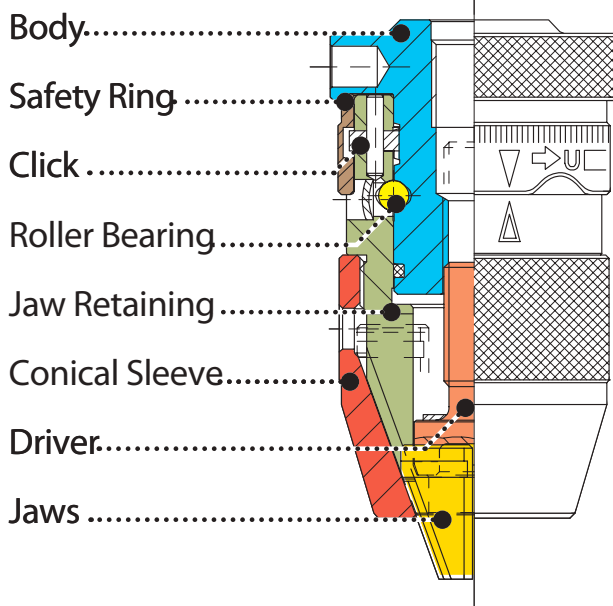
3. Does the drill chuck need to be secured with a screw? This is important in case your machine can rotate both clockwise and anti-clockwise.

4. Is the drill chuck going to be used on a percussion or hammer drill? The drill chuck requires a radial locking function.

Quality of Jaws:

The Drill chucks for hammer drills with a power of less than 800 Watts require jaws constructed from high-quality steel. For hammer drills with a power of more than 800 Watts it is recommended to choose a drill chuck with carbide inserts in the clamping jaws.

Keyless Chuck



SPECIAL PRODUCT CHARACTERISTICS



Key-type drill chuck with jaw width of 1 to 10 mm



Key-type drill chuck with jaw width of 1.5 to 13 mm



Keyless drill chuck with jaw width of 1 to 10 mm



Keyless drill chuck with jaw width of 1.5 to 13 mm



Specification of key: davel diameter 6 mm; 12 teeth



Suitable for percussion drilling

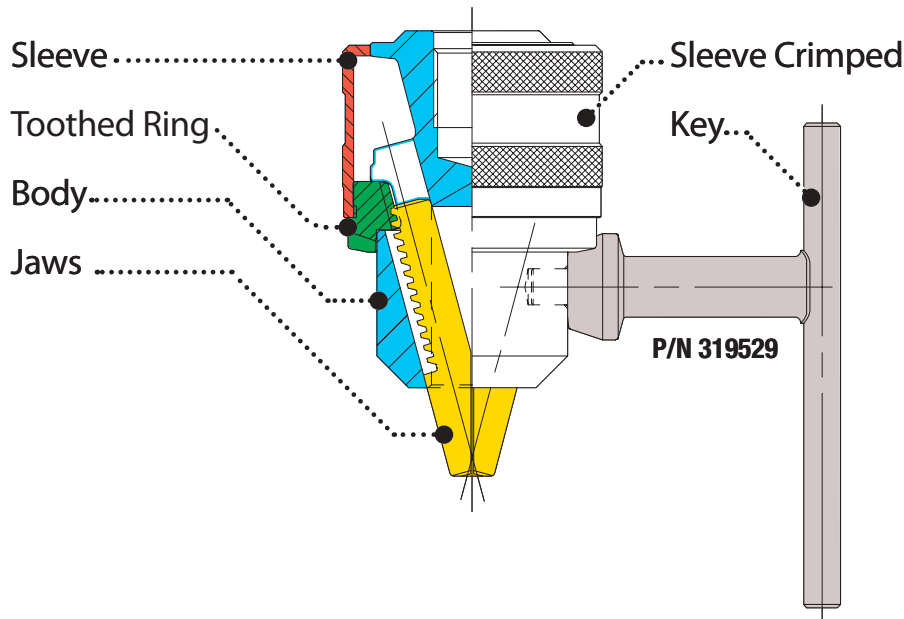


Suitable for hammer drills with a power of less than 800 Watts





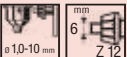




Drill chuck with carbide inserts in the clamping jaws, suitable for hammer drills with a power of more than 800 Watts

Keyed Chuck



DRILL CHUCKS

3/8" x 24 UNF Chucks

	Drilled through	Jaw width	Suitable for	Part No.	Barcode
	✓			752072	8717472814012
	✓			752078	8717472814043
	✓			752079	8717472814050







1/2" x 20 UNF Chucks

	Drilled through	Jaw width	Suitable for	Part No.	Barcode
	-			752056	8717472813824
	✓			752057	8717472813831
	✓			752058	8717472813848
	✓			752061	8717472813879
	✓			752066	8717472813923
	✓			752062	8717472813886
	✓			752063	8717472813893
	✓			752064	8717472813909
	✓			752065	8717472813916
	✓			752067	8717472813930
	-			752068	8717472813947
	-			752070	8717472813978
			B16RM JT3	726471	9323624005321

















CORDESS
PNEUMATIC
DRILLING
ROTARY & DEMOLITION
FASTENING
GRINDING & CUTTING
SANDING & POLISHING
SAWING
PLANING & ROUTING
VACUUMS / BLOWER / HEAT GUNS
HIGH PRESSURE WASHERS
ENGINE ACCESSORIES

DRILL CHUCKS



1/4" Hexagonal Chucks

		Jaw width	Suitable for	Part No.	Barcode
		  ø 10-10 mm 6 mm Z 12		752082	8717472814074
		 ø 10-10 mm		752083	8717472814029


SDS-PLUS Chucks

		Jaw width	Suitable for	Part No.	Barcode
		  ø 15-13 mm 6 mm Z 12	  < 800 W	752097	8717472814081
		  ø 25-13 mm 6 mm Z 12	 	752098	8717574014327
		 ø 15-13 mm	  < 800 W	752099	8717472818645



Chuck Keys

	Dimension	Suitable for drill chucks	Part No.	Barcode
	6 x 80 mm	10 mm	752051	8717472813770
	7 x 110 mm	10 and 13 mm	752052	8717472813787
	5 x 94 mm	JT3	726297	9323624021550

Chuck Accessories


	Description	Part No.	Barcode
	Securing screw with left thread M6x25	744087	8717574004540

Angle Drill Attachments

	Description	Part No.	Barcode
	Angle drill attachment for D13VF & D13VG	319528	4966375301882

DIAMOND SAW BLADES





Quick Information Guide



Cutting Capacity

- Wall tiles
- Tiles (ceramic)
- Slate
- Rooftiles
- Quartzite
- Pumice concrete
- Pebble tiles
- Medium-hard brick
- Marble
- Limestone
- Hard Brick
- Hand moulded brick
- Green concrete
- Granite
- Fire brick
- Concrete brick
- Concrete (reinforced)
- Coating (sand/cement)
- Aereated
- Bluestone

Diamond Wheels

Grade/Application	Size (mm)	Bore (mm)	Segment Height (mm)	Part No.	Barcode
Premium Segmented 	105	20.0/16.0	7	797111	9323624014811
	115	22.2	7	797112	9323624014828
	125	22.2	7	797113	9323624014835
	180	22.2	7	797114	9323624014842
	230	22.2	7	797115	9323624014859
Premium Turbo 	105	20.0/16.0	7	797116	9323624014866
	115	22.2	7	797117	9323624014873
	125	22.2	7	797118	9323624014880
	180	22.2	7	797119	9323624014897
	230	22.2	7	797120	9323624014903
Continuous Rim 	105	20.0/16.0	6	797121	9323624014910
	115	22.2	6	797122	9323624014927
	125	22.2	6	797123	9323624014934
100mm 3 Pack 	105	20.0/16.0	6 - 7	797130	9323624015092

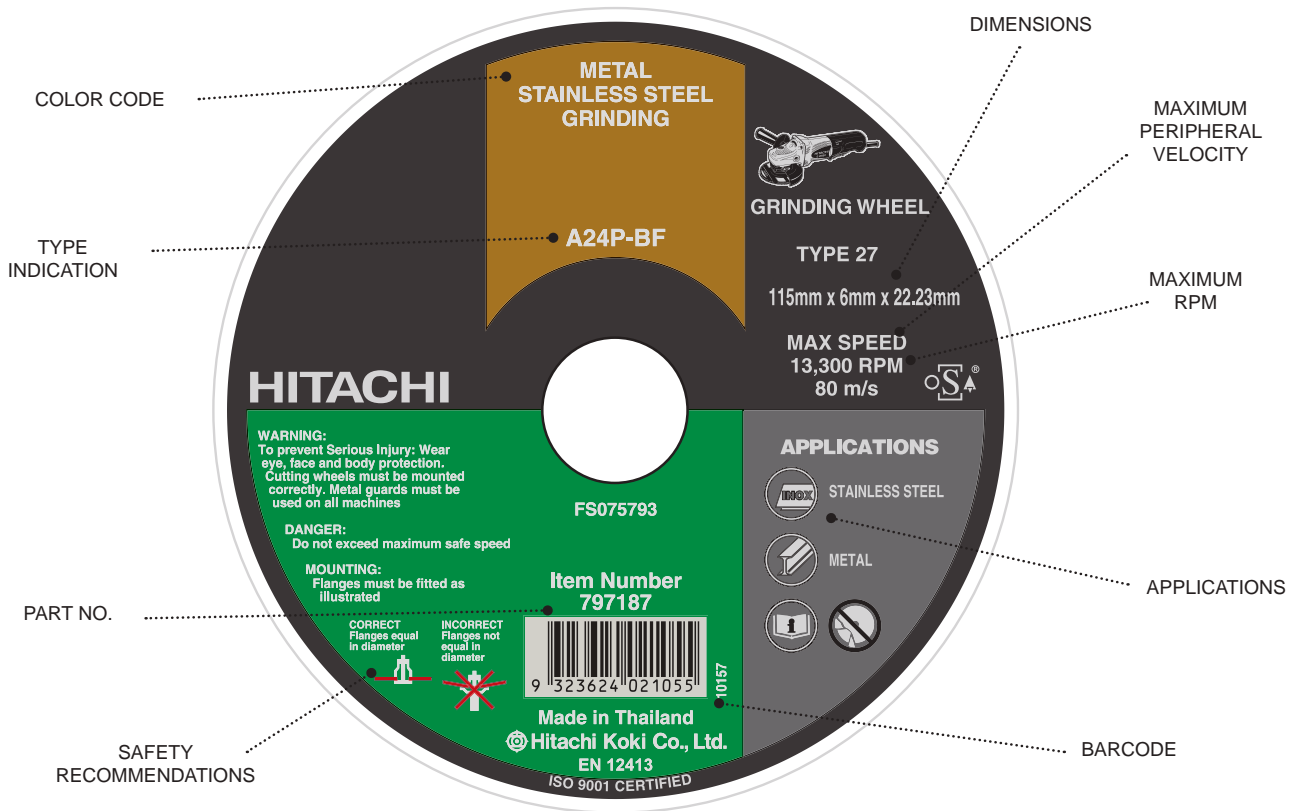
EN 13236

All Hitachi selected diamond saw blades are manufactured to meet DIN EN 13236:2010 quality standards

CORDESS
PNEUMATIC
DRILLING
ROTARY & DEMOLITION
FASTENING
GRINDING & CUTTING
SANDING & POLISHING
SAWING
PLANING & ROUTING
VACUUMS / BLOWER / HEAT GUNS
HIGH PRESSURE WASHERS
ENGINE ACCESSORIES

ABRASIVE CUTTING AND GRINDING DISCS

Quick Information Guide



Super Thin Inox Cut Off Wheels - Steel and Stainless Steel

	Diameter (mm)	Thickness (mm)	Bore (mm)	Part No.	Barcode	Pack Qty
	100	1	16	797089	9323624016181	25
	115	1	22.2	797090	9323624016273	25
	125	1	22.2	797091	9323624016198	25
	180	1.5	22.2	752507	8717472814197	25
	230	1.9	22.2	752508	8717472814210	25


Metal Cutting Wheels

	Diameter (mm)	Thickness (mm)	Bore (mm)	Part No.	Barcode	Pack Qty
	100	2.5	16	797188	9323624021062	25
	115	2.5	22.2	797189	9323624021079	25
	125	2.5	22.2	797190	9323624021086	25
	178	3	22.2	797191	9323624021093	25
	230	3	22.2	797192	9323624021209	25
	355	3	25.4	CW355	9377778040509	5

CORDLESS
PNEUMATIC
DRILLING
ROTARY & DEMOLITION
FASTENING
GRINDING & CUTTING
SANDING & POLISHING
SAWING
PLANING & ROUTING
VACUUMS / BLOWER / HEAT GUNS
HIGH PRESSURE WASHERS
ENGINE
ACCESSORIES

ABRASIVE CUTTING AND GRINDING DISCS

Easy Bevel for 125mm Grinder

	Part No.	Diameter	Barcode	For Model
	797006	125mm Easy Bevel Kit	9323624007196	G13SB3 G13SE2 G13YC2
	797019	125mm Zec Disc to Suit Easy Bevel	9323624007295	

Masonry Grinding Wheels

	Diameter (mm)	Thickness (mm)	Bore (mm)	Part No.	Barcode	Pack Qty
	105	3	16	752530	9323624007134	10
	115	3	22.2	752531	8717472814494	10
	125	3	22.2	752532	8717472814517	10
	180	3	22.2	752534	8717472814555	10
	230	3	22.2	752535	8717472814579	10

Metal Grinding Wheels

	Diameter (mm)	Thickness (mm)	Bore (mm)	Part No.	Barcode	Pack Qty
	100	6	16	797093	9323624018871	10
	115	6	22.2	797187	9323624021055	10
	125	6	22	797094	9323624018888	10
	180	6	22	797095	9323624018895	10
	230	6	22	797096	9323624018901	10

Flap Discs

	Diameter (mm)	Thickness (mm)	Bore (mm)	Part No.	Barcode	Pack Qty
	Type ZK for Aluminium & Metal					
	105	Grit 40	16	752576	9323624007141	10
	105	Grit 60	16	752577	9323624007158	10
	105	Grit 80	16	752578	9323624007165	10
	115	Grit 40	22.2	752581	8717472814975	10
	115	Grit 60	22.2	752582	8717472814999	10
	115	Grit 80	22.2	752583	8717472815019	10
	125	Grit 40	22.2	752586	8717472815057	10
	125	Grit 60	22.2	752587	8717472815071	10
	125	Grit 80	22.2	752588	8717472815095	10

CORLESS
PNEUMATIC
DRILLING
ROTARY & DEMOLITION
FASTENING
GRINDING & CUTTING
SANDING & POLISHING
SAWING
PLANING & ROUTING
VACUUMS / BLOWER / HEAT GUNS
HIGH PRESSURE WASHERS
ENGINE ACCESSORIES

CIRCULAR SAW BLADES

Quick Information Guide

Shock Resistant Brazing and Aggressive Hook Angle

Extremely durable brazing of carbide tips allows the tips to withstand impact for maximum durability, fast cuts and long-lasting performance.



Precision Ground Ultra Thin Kerf Teeth

Hitachi's kerf thickness allows for tight, clean, precise and fast cuts.



Industrial High Performance Micrograin Carbide

Micrograin structure provides extreme impact resistance, durability and longevity.

Diamond Knockout Arbor


Precision punched arbor insures rotation accuracy and less vibration which prolongs life of the blade and allows use of blade on both circular saws.

Premium Steel Plate


Thin and strong high precision pressed plate keeps blade flat and true for long lasting performance.



Timber Saw Blades


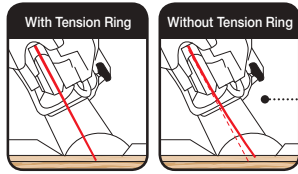
Tungsten Carbide Tipped Saw Blade	External Diameter (mm)	Bore Diameter (mm)	No. of Teeth	Part No.	For Model	Barcode
	125	20	22	797202	C18DBL	9314679903373
	165	20	18	752416	C18DL / C18DMR / C18DSL	8717472813169
	165	20	36	752417		8717472813176
	165	20	40	700001	C6SS / C6MFA	4966375587873
	190	20	40	700002	C7MFA	4966375587880
For various types of plywood, soft	235	25	40	797060	C9SA2 / C9BA2	4966375588436

Hitachi Green Timber Saw Blades **NEW**

	Pack Qty.	External Diameter (mm)	Bore Diameter (mm)	No. of Teeth	Part No.	For Model	Barcode
	1	185	20	40	401932	C7SB2 / C7MFA	4549115036932
	10	185	20	24	401934	C7SB2 / C7MFA	4549115036918
	1	235	25	40	401933	C9SA2 / C9BA2	4549115036949
	10	235	25	20	401935	C9SA2 / C9BA2	4549115036925

MITRE SAW BLADES

Quick Information Guide



Precision Balancing and Tensioning
Adds strength, stiffness and stability to the blade and gives the blade the capability to withstand heat and side loads without warping or deflection.



Tri-Metal Shock Resistant Brazing
Brazing the carbide tips with three metals allows the tips to withstand extreme impact for maximum durability.



Precision Ground Thin Kerf Teeth
Hitachi's kerf thickness allows for tight, clean, precise and fast cuts.



Industrial High Performance Selected Micrograin Carbide
Micrograin structure provides extreme impact resistance, durability and longevity.



Laser Cut Sound Damping Channels
Allows the blade to expand during heat build-up, keeping the cut true and straight.



Premium Laser Cut Steel Plate
Thin and strong high grade laser cut plate keeps blade flat and true for long lasting performance.



Timber Saw Blades

Tungsten Carbide Tipped Saw Blade	Diameter (mm)	Bore (mm)	No. of Teeth	Part No.	For Model	Application	Barcode
	216	25	20	TCT216	C8FSE / C8FSHE	Timber	9323624012664
		30	30	TCT216-30T			9323624015030
		30	60	TCT216-60T			9323624015047
	250	30	36	328420	CR10RC	Timber	9323624017225
	254	25.4	60	TCT254	C10FCE2 / C10FCH2 C10FSB / C10FSH	Timber	9323624012695
			36	TCT254KC		Timber	9323624012701
	256	15.88	36	726466	CRFL/FR	Timber	9323624018352
	262	25.4	60	TCT262	C10FSB C10FSH	Timber	9323624012732
	305	30	60	TCT305	C12LCH / C12RSH C12LSH	Timber	9323624012770
			80	TCT305F		Timber	9377778970387

Mitre Saw Blades for Non Ferrous Material Blades

Tungsten Carbide Tipped Saw Blade	Diameter (mm)	Bore (mm)	No. of Teeth	Part No.	For Model	Application	Barcode
	216	30	60	TCT216NF	C8FSE / C8FSHE	Non Ferrous	9323624012671
	254	25.4	80	TCT254NF	C10FCE2 / C10FCH2 C10FSB / C10FSH	Non Ferrous	9323624012725
	262	25.4	80	TCT262NF	C10FSB / C10FSH	Non Ferrous	9323624012749
	305	30	80	TCT305NF	C12JCH / C12RSH C12LSH	Non Ferrous	9323624012787

CORDESS
PNEUMATIC
DRILLING
ROTARY & DEMOLITION
FASTENING
GRINDING & CUTTING
SANDING & POLISHING
SAWING
PLANING & ROUTING
VACUUMS / BLOWER / HEAT GUNS
HIGH PRESSURE WASHERS
ENGINE ACCESSORIES

CORDLESS

PNEUMATIC

DRILLING

ROTARY &
DEMOLITION

FASTENING

GRINDING
& CUTTING

SANDING &
POLISHING

SAWING

PLANING &
ROUTING

VACUUMS /
BLOWER /
HEAT GUNS

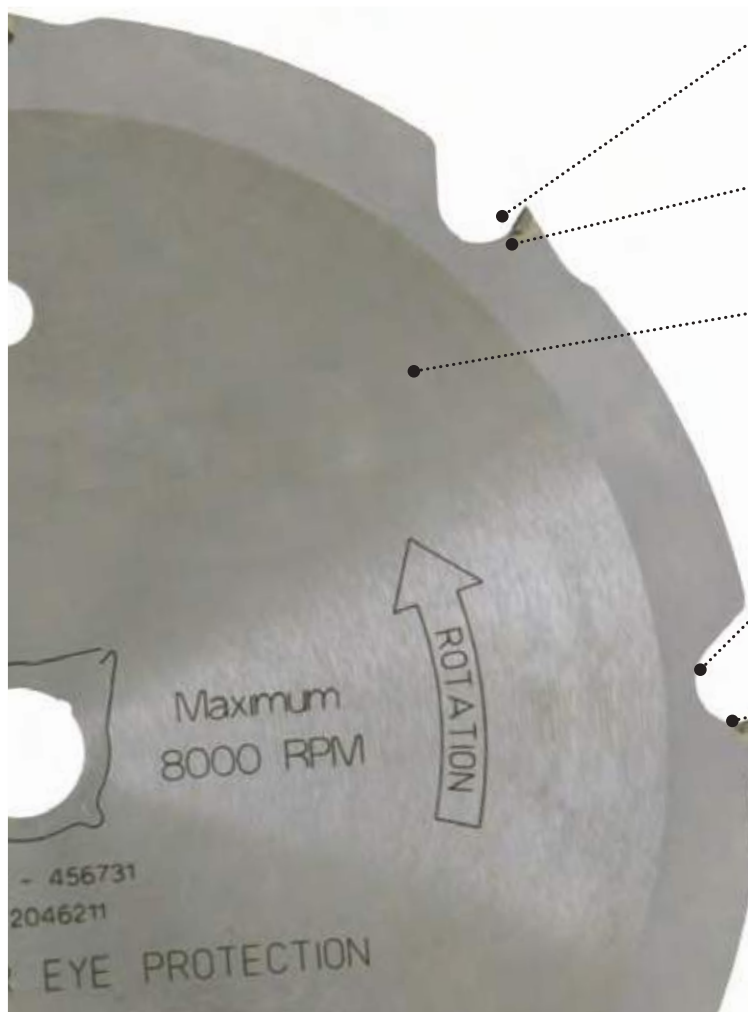
HIGH
PRESSURE
WASHERS

ENGINE

ACCESSORIES

FIBRE CEMENT BLADES

Quick Information Guide



Polycrystalline Diamond Teeth (PCD)
Proprietary PCD technology creates a tooth with more durability and longer cutting life than other diamond or carbide tipped blades.



Tri-Metal Shock Resistant Brazing
Brazing the carbide tips with three metals allows the tips to withstand extreme impact for maximum durability.



Premium Laser Cut Solid Steel Plate
Thin, strong grade laser cut HRC 44 plate keeps blade flat and true for long lasting high performance. No vent design insures a reduction in dust.





Exclusive Kerf, Gullet and Radial Clearance Configuration
Allows for fast, clean gang cuts on up to five pieces of fiber cement planks in one pass.

Thin Kerf Positive Hook Angle Design
Insures high quality cutting and a longer blade life.

Exclusive PCD Tooth Configuration
Allows high level dust reduction.

Fibre Cement Blades

	Diameter (mm)	Bore (mm)	No. of Teeth	Part No.	For Model	Application	Barcode
	185	20	4	797132	C7YA	Fibre Cement	9323624015269
	254	25.4	6	18108	C10FCE2 / C10FCH2	Fibre Cement	9323624002009
	305	25.4	8	18109	C12RSH / C12LSH / C12LCH	Fibre Cement	9323624002016

Reduction Rings

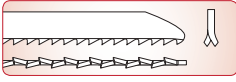
Diameter outside (mm)	Diameter inside (mm)	Size (mm)	Code number	Barcode
30.0	16.0	1.4	752491	8717472815217
30.0	20.0	1.4	752493	8717472815231
30.0	25.0	1.4	752494	8717472815248

JIG SAW BLADES

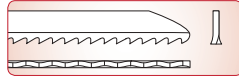
Quick Information Guide

• Tooth Design

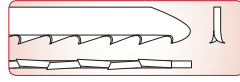
Designed with optimal tooth spacing, shape and cutting angle to provide the best possible speed, cut and performance.



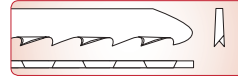
Milled and Side Set
For fast, rough cuts in wood and plastics.



Milled and Wavy Set
For cuts in metal, non-ferrous metal, aluminum and plastics.



Ground and Side Set
For clean, fast cuts in wood and plastics.



Ground and Taper-Ground
For precise, fine, clean cuts in wood.

• Blade Material

HIGH CARBON STEEL (HCS)

For use in softer materials such as wood, laminated chipboard and plastics.



HIGH SPEED STEEL (HSS)

Fully hardened for use in metal, aluminum & non-ferrous metals.



BI-METAL (BI-M)

Highly flexible and tough combination of harder HSS teeth and a more flexible HCS body: suitable to use for the most demanding applications.



TUNGSTEN CARBIDE (HCS/Grit or HCS/TCT)

Use HCS blades coated with tungsten carbide grit to cut abrasive materials such as glass, ceramic tile, cast-iron and brick. Use HCS blades with tungsten carbide teeth for cutting abrasive materials such as FRP (Fibreglass Reinforced Plastics), hardwoods, aerated concrete, bricks, and fiber cement board.



• TPI (Teeth Per Inch)

To achieve the best possible cutting quality and the fastest cutting time, it is important to match material thickness with the proper blade geometry; 6TPI - 24TPI (Fast - Slow, Thick-Thin, Wood-All Purpose-Metal); Progressive (All)



6 TPI



14 TPI



24 TPI



PROGRESSIVE



CORDESS

PNEUMATIC

DRILLING

ROTARY & DEMOLITION

FASTENING

GRINDING & CUTTING

SANDING & POLISHING

SAWING

PLANING & ROUTING





VACUUMS / BLOWER / HEAT GUNS

HIGH PRESSURE WASHERS

ENGINE

ACCESSORIES














JIG SAW BLADE SELECTION GUIDE

	Type	Art. Nr.		Bosch Equivalent	Total Length	Toothed Length	Height	Thickness	Pitch	TPI			
					mm	mm	mm	mm	mm				
STAINLESS STEEL	JM18I	750011	2	T118EHM	82.6	56.0	9.3	1.0	1.4	18	HM/TC	•	
METAL	JM10	750038	5	T118A	91.5	65.0	7.5	1.0	Progress.	17-24	HSS		
	JM10B	750039	5	T118AF	91.5	65.0	7.5	1.0	Progress.	17-24	BiM		
	JM40	750014	5	T318A	132.0	105.0	9.5	1.0	1.0	24	HSS		
	JPM20	750033	5	T123X-P	100.4	75.0	8.6	1.0	Progress.	10-20	HSS		
	JM11	750040	5	T118B	91.5	65.0	7.5	1.0	Progress.	11-14	HSS		
	JM11B	750041	5	T118BF	91.5	65.0	7.5	1.0	Progress.	11-13	BiM		
	JM41	750015	5	T318B	132.0	105.0	7.5	1.3	1.8	14	HSS		
	JM41B	750032	5	T318BF	132.0	105.0	7.5	1.0	1.8	14	BiM		
	JM20	750012	5	T127D	100.4	75.0	7.5	1.0	3.0	8	HSS		
	JUM10	750026	5	U118A	70.0	50.0	7.5	0.8	1.0	24	HSS		
JUM11	750025	5	U118B	70.0	50.0	7.5	1.0	1.8	14	HSS			
WOOD + METAL	JPU10	750031	5	T345XF-P	132.0	105.0	10.0	1.3	Progress.	5-10	BiM	•	
WOOD	JW10C	750036	5	T101AO	76.6	54.0	4.7	1.3	1.4	18	HCS		
	JW30	750042	5	T119B	91.5	65.0	7.5	1.0	Progress.	11-14	HCS		
	JPW30	750029	5	T234X-P	116.5	90.0	9.2	1.5	Progress.	8-12	HCS		
	JW10R	750019	5	T101BR	100.4	75.0	7.2	1.5	2.5	10	HCS		
	JW10	750044	5	T101B	100.4	75.0	7.2	1.5	2.7	10	HCS		
	JW20	750021	5	T111C	100.4	75.0	9.5	1.3	3.0	8	HCS		
	JW40	750043	5	T144D	100.4	75.0	7.2	1.3	Progress.	5-8	HCS		
	JW50	750046	5	T244D	100.4	75.0	6.0	1.3	Progress.	5-8	HCS		
	JW40L	750028*	5	T344DP	132.0	107.0	7.2	1.7	4.0	6	HCS		
	JW11	750045	5	T101D	100.4	75.0	7.2	1.5	Progress.	5-8	HCS		
	JW60	750027	5	T301CD	116.5	90.0	7.2	1.5	3.0	8	HCS		
	JW10F	750037	5	T101AIF	100.4	74.0	7.5	1.3	1.7	15	BiM		
	JUW10	750024	5	U101B	91.5	70.0	7.2	1.3	2.5	10	HCS		
	JUW20	750023	5	U111C	91.5	70.0	7.5	1.3	3.0	8	HCS		
SPECIAL	JC20	750048	2	T150RF	82.6	56.0	8.0	0.8	Gritted Grain 50		HM/TC		
	JC10	750047	2	T130RF	82.6	56.0	8.0	0.8	Gritted Grain 30		HM/TC		
	JA10	750030	2	T141HM	100.4	75.0	8.2	1.3	4.0	6	HM/TC		
	JA20	750085	2	T341HM	132.0	107.0	8.2	1.25	4.0	6	HM/TC		



pre-eminently suitable for

JIG SAW BLADE SELECTION GUIDE

Metal Profile / Plates / Pipe	Sheet Metal	Aluminium	Profile Pipe - SHS	Plastic	Softwood Boards	Plywood	Coarse Wood	Laminate Boards	Plaster Board	Fibre Cement	Ceramic Wall Tiles	Sandwich Material
												
	1-3 mm											
	1-3 mm											
	1-3 mm	< 65 mm	•									
	1.5-10 mm	< 30 mm	•									
	2.5-6 mm											
	2.5-6 mm											
	2.5-6 mm	< 65 mm	•									
	2.5-6 mm	< 65 mm	•	< 65 mm								•
	3-15 mm	< 30 mm		3-100 mm								
	2.5-6 mm											
	1-3 mm											
•		< 30 mm		3-100 mm			<65 mm					
					2-15 mm	•		•				
					2-15 mm	•						
					2-65 mm							
					3-30 mm			•				
				3-100 mm	3-30 mm							
					4-50 mm							
					5-50 mm							
					5-50 mm							
					5-100 mm		<100 mm					
					10-45 mm							
					10-65 mm							
				< 65 mm				•				
				3-100 mm	3-30 mm							
					4-50 mm							
											5-10 mm	
											5-15 mm	
				< 65 mm				•	•	•		
				< 80 mm				•	•	•		

CORDLESS

PNEUMATIC

DRILLING

ROTARY & DEMOLITION

FASTENING

GRINDING & CUTTING

SANDING & POLISHING

SAWING

PLANING & ROUTING

VACUUMS / BLOWER / HEAT GUNS

HIGH PRESSURE WASHERS

ENGINE

ACCESSORIES

CORDLESS

PNEUMATIC

DRILLING

ROTARY &
DEMOLITION

FASTENING

GRINDING
& CUTTING

SANDING &
POLISHING

SAWING

PLANING &
ROUTING







VACUUMS /
BLOWER /
HEAT GUNS

HIGH
PRESSURE
WASHERS

ENGINE

ACCESSORIES

Blades for Stainless Steel

METAL	Stainless Steel	Type number	2	Part No.	Barcode
		JM18I	2	750011	8717472818119
 		 82.6 / 56.0 x 9.3 x 1.0 mm			 
					

Blades for Metal

METAL	Metal	Type number	5	Part No.	Barcode
		JM10	5	750038	8717472816047
		 91.5 / 65.0 x 7.5 x 1.0 mm			 
					
		JM10B	5	750039	8717472816061
		 91.5 / 65.0 x 7.5 x 1.0 mm			 
					
		JM40	5	750014	8717154653984
  		 132.0 / 105.0 x 9.5 x 1.0 mm			 
					
		JPM20	5	750033	8717154654028
  		 100.4 / 75.0 x 8.6 x 1.0 mm			 
					
		JM11	5	750040	8717472816085
		 91.5 / 65.0 x 7.5 x 1.0 mm			 
					
		JM11B	5	750041	8717472816108
		 91.5 / 65.0 x 7.5 x 1.0 mm			 
					
		JM41	5	750015	8717154653991
  		 132.0 / 105.0 x 7.5 x 1.3 mm			 
					

Blades for Metal

METAL	Metal	Type number	5	Part No.	Barcode	
		132.0 / 105.0 x 7.5 x 1.0 mm		JM41B	750032	8717154654011
		100.4 / 75.0 x 7.5 x 1.0 mm		JM20	750012	8717154654004
		70.0 / 50.0 x 7.5 x 0.8 mm		JUM10	750026	8717154654073
		70.0 / 50.0 x 7.5 x 0.8 mm		JUM11	750025	8717154653991

Blades for Metal and Wood

Metal + Wood	Metal + Wood	Type number	5	Part No.	Barcode	
		132.0 / 105.0 x 10.0 x 1.25 mm		JPU10	750031	8717154653939



CORLESS
PNEUMATIC
DRILLING
ROTARY & DEMOLITION
FASTENING
GRINDING & CUTTING
SANDING & POLISHING
SAWING
PLANING & ROUTING
VACUUMS / BLOWER / HEAT GUNS
HIGH PRESSURE WASHERS
ENGINE ACCESSORIES

CORDLESS

PNEUMATIC

DRILLING

ROTARY & DEMOLITION

FASTENING

GRINDING & CUTTING

SANDING & POLISHING

SAWING

PLANING & ROUTING

VACUUMS / BLOWER / HEAT GUNS

HIGH PRESSURE WASHERS






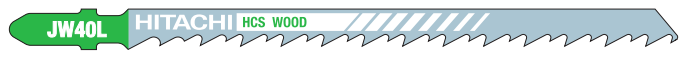















ENGINE

ACCESSORIES

Blades for Wood

	Wood		Type number		Part No.	Barcode
 ±1.5-15 mm	 ±1.5-15 mm	 ±2-30 mm	 18 TPI 1.4mm	76.6 / 54.0 x 4.7 x 1.25 mm	JW10C 5 750036	8717154659153 
						
 ±2-15 mm	 ±2-15 mm		 11-14 TPI	ww91.5 / 65.0 x 7.5 x 1.0 mm	JW30 5 750042	8717472816122 
						
 ±2-65 mm			 8-12 TPI progressive	116.5 / 90.0 x 9.2 x 1.5 mm	JPW30 5 750029	8717154653915 
						
 ±3-30 mm	 ±3-30 mm		 10 TPI 2.5mm	100.4 / 75.0 x 7.2 x 1.5 mm	JW10R 5 750019	8717154653885 
						
 ±3-30 mm	 < 30 mm		 10 TPI 2.7mm	100.4 / 75.0 x 7.2 x 1.5 mm	JW10 5 750044	8717472816160 
						
 ±4-50 mm			 8 TPI 3.0mm	100.4 / 75.0 x 9.5 x 1.25 mm	JW20 5 750021	8717154653830 
						
 ±5-50 mm			 5-8 TPI progressive	100.4 / 75.0 x 7.2 x 1.25 mm	JW40 5 750043	8717472816146 
						
 ±5-50 mm			 5-8 TPI progressive	100.4 / 75.0 x 6.0 x 1.25 mm	JW50 5 750046	8717472816207 
						

Blades for Wood

 Wood		Type number		Part No.	Barcode
		JW40L	5	750028	8717154653861
					
		JW11	5	750045	8717472816184
					
		JW60	5	750027	8717154653908
					
		JW10F	5	750037	8717154659160
					
		JUW10	5	750024	8717154654066
					
		JUW20	5	750023	8717154654059
					



- CORLESS
- PNEUMATIC
- DRILLING
- ROTARY & DEMOLITION
- FASTENING
- GRINDING & CUTTING
- SANDING & POLISHING
- SAWING
- PLANING & ROUTING
- VACUUMS / BLOWER / HEAT GUNS
- HIGH PRESSURE WASHERS
- ENGINE
- ACCESSORIES

CORDLESS

PNEUMATIC

DRILLING

ROTARY &
DEMOLITION

FASTENING

GRINDING
& CUTTING

SANDING &
POLISHING

SAWING

PLANING &
ROUTING


























VACUUMS /
BLOWER /
HEAT GUNS

HIGH
PRESSURE
WASHERS




















ENGINE

ACCESSORIES

Blades for Special Applications

Special	Type number	Part No.	Barcode
	JC20	750048	8717472817545
 ± 5-10 mm	 50 82.6 / 56.0 x 8.0 x 0.8 mm		 HM  TC
			
	JC10	750047	8717472817938
 ± 5-15 mm	 30 82.6 / 56.0 x 8.0 x 0.8 mm		 HM  TC
			
	JA10	750030	8717154653922
 ± 5-50 mm   Epoxy ± 5-20 mm	 6 TPI 4 mm 100.4 / 75.0 x 8.2 x 1.25 mm		 HM  TC
			
	JA20	750085	8717574014242
 ± 5-80 mm   3-10 mm	 6 TPI 4 mm 132.0 / 107.0 x 8.2 x 1.25 mm		 HM  TC
			

Jig Saw Blade Set

METAL	Description	Part No.	Barcode
                  	10-Pcs assorted blades cassette, consisting of: 2 x JW20 2 x JW40 1 x JW10C 2 x JW10 1 x JW10R 2 x JM10	750049	8717154659177



RECIPROCATING SAW BLADES

Quick Information Guide

TPI: Teeth Per Inch

The lower the TPI, the faster the blade will cut. The higher the TPI, the cleaner the blade will cut.

Tilt Angle

The tilt angle is the angle at which the blade cuts into the material. A higher tilt angle produces a faster, more aggressive cut. Tilt angle is optimized based on application for best life-to-speed ratio.

Gullet

The space between each tooth that collects and clears out the material being cut. The deeper the gullet, the more efficiently the chips are cleared.

Blade Shapes

Taper blade bodies are designed for plunge cutting, curve cuts and easier starts in tough to reach applications. Non-taper bodies offer more stability and straighter cuts.

Settings

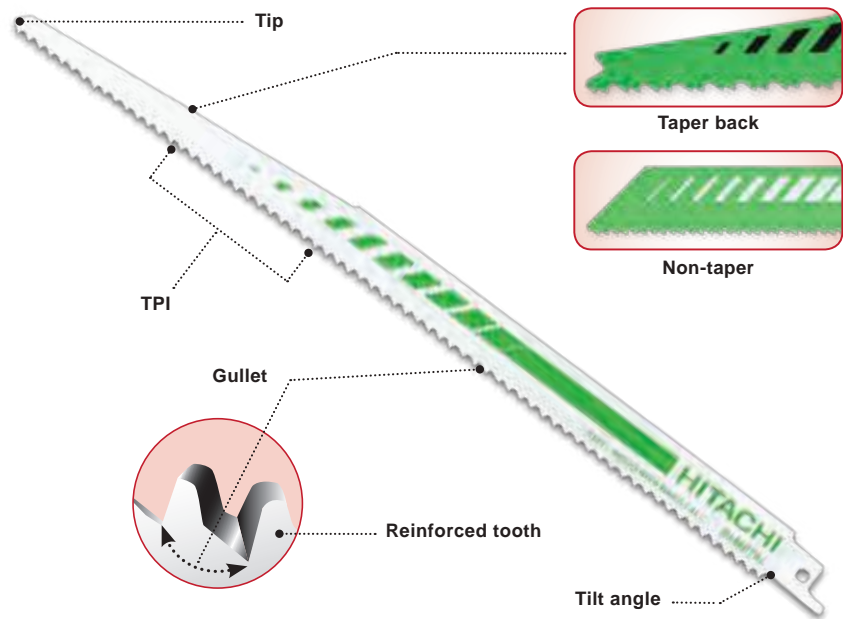
Blade tooth settings vary from one blade to another to optimize cutting efficiency by material applications.

Body Thickness

Thinner blades offer faster cutting and flexibility for flush cutting. Thick kerfs offer straighter and more stable cutting.

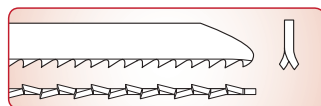
Reinforced Tooth

A wide tooth base with a smaller gullet results in a stronger tooth design.

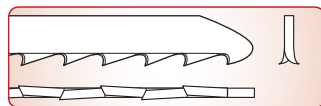


• Tooth Design

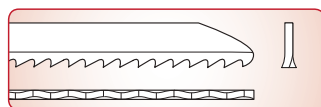
Designed with optimal tooth spacing, shape and cutting angle to provide the best possible speed, cut and performance.



Side Set and Milled



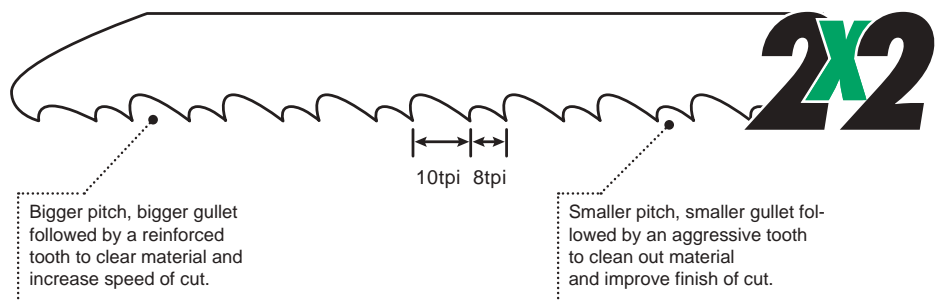
Side Set and Ground



Wavy Set and Milled

For cuts in metal, non-ferrous metal, aluminum and plastics.

Increases Speed Of Cut, Improves Finish Of Cut



• Blade Material

HIGH CARBON STEEL (HCS)

For use in softer materials such as wood laminated chipboard, PVC and other plastics.



BI-METAL (BI-M)

Highly flexible and tough combination of harder HSS teeth and a more flexible HCS body: suitable to use for the most demanding applications.



TUNGSTEN CARBIDE GRIT (HCS/TC Grit)

The HCS blade coated with Tungsten Carbide Grit, used for materials such as glass, ceramic tile, and cast-iron and brick.



TUNGSTEN CARBIDE TEETH (HCS/TCT)

The HCS blade with Tungsten Carbide Teeth for cutting abrasive materials such as FRP (Fiberglass Reinforced Plastics), hardwoods, aerated concrete, bricks, and fibre cement board.



CORLESS

PNEUMATIC

DRILLING

ROTARY & DEMOLITION

FASTENING

GRINDING & CUTTING

SANDING & POLISHING

SAWING

PLANING & ROUTING







VACUUMS / BLOWER / HEAT GUNS

HIGH PRESSURE WASHERS

ENGINE





















ACCESSORIES

RECIPROCATING BLADE SELECTION GUIDE

	Type	Art. Nr.		Bosch Equivalent	Total Length	Toothed Length	Height	Thickness	Pitch	TPI					
					mm	mm	mm	mm	mm						
STAINLESS STEEL	RCM30B	752043	3	---	150.0	128.5	19.0	0.90	1.8	14	BiM	•	•		
	RCM40B	752044	3	---	200.0	178.5	19.0	0.90	1.8	14	BiM	•	•		
	RCM50B	752045	3	---	250.0	228.5	19.0	0.90	1.8	14	BiM	•	•		
	RS10	752035	2	S518EHM	115.0	93.5	19.0	1.25	1.4	18	HM/TC	•	o		
METAL	RM30B	752008	5	S918A	150.0	128.5	16.0	0.90	1.0	24	BiM		•	o	o
	RM31B	752009	5	S918B	150.0	128.5	16.0	0.90	1.8	14	BiM		•	o	o
	RM34B	752012	5	S922AF	150.0	128.5	19.0	0.90	1.0	24	BiM		•	•	o
	RM42B	752014	5	S1122EF	225.0	203.5	19.0	0.90	1.4	18	BiM		•	•	o
	RM36B	752016	5	S922BF	150.0	128.5	19.0	0.90	1.8	14	BiM		•	•	o
	RM11B	752015	5	S422BF	100.0	78.5	16.0	0.90	1.8	14	BiM		•		
	RPM30B	752018	5	S123XF	150.0	128.5	19.0	0.90	Progress.	8-14	BiM		•	o	o
	RM43B	752017	5	S1122BF	225.0	203.5	19.0	0.90	1.8	14	BiM		•	o	•
	RM35B	752013	5	S922EF	150.0	128.5	19.0	0.90	1.4	18	BiM		•	o	•
	RM44B	752021	3	S1120CF	225.0	203.5	22.0	1.60	2.5-3.0	8-10	BiM		•		•
	RM50B	752019	5	S1025VF	200.0	178.5	19.0	1.25	1.8-2.6	10-14	BiM		•	o	•
	RM37B	752020	3	S920CF	150.0	128.5	22.0	1.60	2.5-3.0	8-10	BiM		o		•
	WOOD + METAL	RD30B	752022	5	S922VF	150.0	128.5	19.0	0.90	1.8-2.6	10-14	BiM		•	o
RD70B		752023	5	S1222VF	305.0	283.5	19.0	0.90	1.8-2.6	10-14	BiM		•		•
RPD40B		752024	5	S3456XF	200.0	178.5	19.0	1.25	Progress.	6-12	BiM		•		
RD40B		752005	200	S1122HF	225.0	203.5	19.0	0.90	2.5	10	BiM				
RD50B		752028	3	S1110DF	225.0	203.5	22.0	1.60	4.3	6	BiM		o		
RD32B		752026	5	S711DF	150.0	128.5	19.0	1.26	4.3	6	BiM				
RW50B		752027	5	S1411DF	305.0	283.5	19.0	1.25	4.3	6	BiM				
RD31B		752025	5	S611DF	150.0	128.5	19.0	1.25	4.3	6	BiM				
WOOD	RW10	752030	5	S644D	150.0	128.5	19.0	1.25	4.3	6	HCS				
	RW70	752031	5	S1344D	305.0	283.5	19.0	1.25	4.3	6	HCS				
	RPW80	752033	5	S2345X	200.0	178.5	19.0	1.25	Progress.	6-10	HCS				
	RW60	752029	5	S1111K	225.0	203.5	19.0	1.25	8.5	3	HCS				
	RW30	752032	5	S1531L	240.0	218.5	19.0	1.50	5.0	5	HCS				
MASONRY	RB50	752040	1	S1543HM	240.0	193.5	22.0	1.50	12.7	2	HM/TC				
	RB70	752041	1	S1243HM	305.0	283.5	50.0	1.50	12.7	2	HM/TC				
	RB90	752042	1	S2243HM	455.0	432.2	50.0	1.50	12.7	2	HM/TC				
SPECIAL	RW20	752034	5	S828D	150.0	128.5	19.0	1.00	4.3	6	HAS				
	RC10	752039	2	S1130RIFF	225.0	203.5	19.0	1.25	Gritted Grain 30		HM/TC				
	RS20	752036	2	S641HM	150.0	128.5	19.0	1.25	4.3	6	HM/TC				
	RS70	752037	2	S1241HM	305.0	283.5	22.0	1.50	8.5	3	HM/TC				
	RS80	752038	2	S2041HM	400.0	378.5	22.0	1.50	12.7	2	HM/TC				

• pre-eminently suitable for

RECIPROCATING BLADE SELECTION GUIDE

Material	Non-Ferrous Metals	Aluminium	Steel pipe / Cast pipes	Fibre Materials	PVC / Plastic Materials	Plastic Profiles	Wood with Nails	Solid Wood	Chipboard	Plywood / Wood Combinations	Green Wood	Lime-stone	Poroton	Sandwich materials - Cement Bonded Chipboard	Plaster Board	Aerated	Bricks	Tiles	Drywall	Ceramic Wall Tiles
																				
																				
																				
																				
																				
																				
																				
																				
																				
																				
																				
																				
																				
																				
																				
																				
																				
																				
																				
																				

o also suitable for

- CORDESS
- PNEUMATIC
- DRILLING
- ROTARY & DEMOLITION
- EASTENING
- GRINDING & CUTTING
- SANDING & POLISHING
- SAWING
- PLANING & ROUTING
- VACUUMS / BLOWER / HEAT GUNS
- HIGH PRESSURE WASHERS
- ENGINE
- ACCESSORIES

CORDLESS

PNEUMATIC

DRILLING

ROTARY & DEMOLITION

FASTENING

GRINDING & CUTTING

SANDING & POLISHING

SAWING

PLANING & ROUTING






































VACUUMS / BLOWER / HEAT GUNS

HIGH PRESSURE WASHERS







































ENGINE

ACCESSORIES






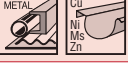



























Blades for Stainless Steel

Stainless Steel		Type number		Part No.	Barcode
		RCM30B	3	752043	8717574003505
 		150.0 / 128.5 x 19.0 x 0.9 mm	  		
		RCM40B	3	752044	8717574003512
 		200.0 / 178.5 x 19.0 x 0.9 mm	  		
		RCM50B	3	752045	8717574003529
 		250.0 / 228.5 x 19.0 x 0.9 mm	  		
		RS10	2	752035	5017658057633
 		115/93.5 x 19 x 1.25 mm	     		
					

Blades for Metal

Metal		Type number		Part No.	Barcode
		RM30B	5	752008	8717574003642
		150.0 / 128.5 x 16.0 x 0.9 mm	  		
 		RM31B	5	752009	8717574003666
		150.0 / 128.5 x 16.0 x 0.9 mm	  		
   		RM34B	5	752012	5017658057466
 		150.0 / 128.5 x 19.0 x 0.9 mm	  		
 		RM42B	5	752014	5017658057480
 		225.0 / 203.5 x 19.0 x 0.9 mm	  		
 					

Blades for Metal

Metal	Type number	Part No.	Barcode		
	RM36B	5	752016	5017658057503	
	14 TPI 1.8mm	150.0 / 128.5 x 19.0 x 0.9 mm			
		RM11B	5	752015	5017658057497
	14 TPI 1.8mm	100.0 / 78.5 x 16.0 x 0.9 mm			
		RPM30B	5	752018	5017658057527
	8-14 TPI progressive	150.0 / 128.5 x 19.0 x 0.9 mm			
		RM43B	5	752017	5017658057510
	14 TPI 1.8mm	225.0 / 203.5 x 19.0 x 0.9 mm			
		RM35B	5	752013	5017658057473
	18 TPI 1.4mm	150.0 / 128.5 x 19.0 x 0.9 mm			
		RM44B	3	752021	5017658057558
	8-10 TPI	225.0 / 203.5 x 22.0 x 1.6 mm			
		RM50B	5	752019	5017658057534
	10/14 TPI 18.26mm	200.0 / 178.5 x 19.0 x 1.25 mm			
		RM37B	3	752020	5017658057541
	8-10 TPI	150.0 / 128.5 x 22.0 x 1.6 mm			
					

CORDESS
PNEUMATIC
DRILLING
ROTARY & DEMOLITION
FASTENING
GRINDING & CUTTING
SANDING & POLISHING
SAWING
PLANING & ROUTING
VACUUMS / BLOWER / HEAT GUNS
HIGH PRESSURE WASHERS
ENGINE
ACCESSORIES

CORDLESS

PNEUMATIC

DRILLING

ROTARY &
DEMOLITION

FASTENING

GRINDING
& CUTTING

SANDING &
POLISHING

SAWING

PLANING &
ROUTING
































































































VACUUMS /
BLOWER /
HEAT GUNS

HIGH
PRESSURE
WASHERS

ENGINE

ACCESSORIES

Blades for Metal and Wood

	Metal + Wood	Type number		Part No.	Barcode
		RD30B	5	752022	5017658057565
 		150.0 / 128.5 x 19.0 x 0.9 mm	   		
     		RD70B	5	752023	5017658057572
  		305.0 / 283.5 x 19.0 x 0.9 mm	  		
     		RPD40B	5	752024	5017658057589
  		200.0 / 178.5 x 19.0 x 1.25 mm	   		
  		RD40B	200	752005	8717574000443
		225.0 / 203.5 x 19.0 x 0.9 mm	  		
  		RD50B	3	752028	5017658057619
		225.0 / 203.5 x 22.0 x 1.6 mm	  		
		RD32B	5	752026	5017658057602
 		150.0 / 128.5 x 19.0 x 1.25 mm	   		
   		RW50B	5	752027	5017658054076
   		305.0 / 283.5 x 19.0 x 1.25 mm	   		
  		RD31B	5	752025	5017658057596
    		150.0 / 128.5 x 19.0 x 1.25 mm	   		
 					

Blades for Wood

Wood	Type number	Part No.	Barcode	
	RW10	5	752030	5017658054038
	150.0 / 128.5 x 19.0 x 1.25 mm			
	RW70	5	752031	5017658054182
	305.0 / 283.5 x 19.0 x 1.25 mm			
	RPW80	3	752033	5017658057626
	200.0 / 178.5 x 19.0 x 1.25 mm			
	RW60	5	752029	5017658054175
	225.0 / 203.5 x 19.0 x 1.25 mm			
	RW30	5	752032	5017658054052
	240.0 / 218.5 x 19 x 1.5 mm			

Blades for Masonry

Masonry	Type number	Part No.	Barcode	
	RB50	1	752040	8717574000122
	240.0 / 193.5 x 22.0 x 1.5 mm			
	RB70	1	752041	8717574000146
	305.0 / 283.5 x 50.0 x 1.5 mm			
	RB90	1	752042	8717574000160
	457.0 / 432.2 x 50.0 x 1.5 mm			

CORDLESS

PNEUMATIC

DRILLING

ROTARY & DEMOLITION

FASTENING

GRINDING & CUTTING

SANDING & POLISHING

SAWING

PLANING & ROUTING

VACUUMS / BLOWER / HEAT GUNS

HIGH PRESSURE WASHERS

ENGINE

ACCESSORIES

CORDLESS

PNEUMATIC

DRILLING

ROTARY & DEMOLITION

FASTENING

GRINDING & CUTTING

SANDING & POLISHING

SAWING

PLANING & ROUTING

VACUUMS / BLOWER / HEAT GUNS

HIGH PRESSURE WASHERS

ENGINE

ACCESSORIES

Blades for Special Applications

Special	Type number	Part No.	Barcode	
	RW20	5	752034	5017658054045
	6 TPI 4.3 mm 150.0 / 128.5 x 19.0 x 1.0 mm			
	RC10	2	752039	5017658057671
	30 225.0 / 203.5 x 19.0 x 1.25 mm			
	RS20	2	752036	5017658057640
	6 TPI 4.3 mm 150.0 / 128.5 x 19.0 x 1.25 mm			
	RS70	2	752037	5017658057657
	3 TPI 8.5 mm 305.0 / 283.5 x 22.0 x 1.5 mm			
	RS80	2	752038	5017658057664
	2 TPI 12.7 mm 400.0 / 378.5 x 22.0 x 1.5 mm			

Reciprocating Blade Set

METAL	Description	Part No.	Barcode
	12-Pcs assorted set, consisting of: 1 x RM42B 1 x RM36B 1 x RM50B 2 x RM43B 2 x RPM30B 1 x RW10 2 x RPW80 2 x RPD40B	752049	8717574004557



Major Part List

CORDLESS TOOLS - MAJOR PARTS QUICK REFERENCE									
MODEL	MOTOR	ARMATURE	MAGNET	SWITCH	BRUSHES	GEAR BOX	CHUCK	BATTERY	CHARGER
CI8DBL		336547	340872	332552					
CI8DL	324572			319825			998335 bolt 324563 out washer 317465 in washer	BCL1840	UC18YRL
CI8DMR	324572			319825				BCL1840	UC18YRL
CI8DSL	324572			319825				BSL1850	UC18YRSL
CG10DL	330880			320786				BCL1015	UC10SFL
CG18DSL	333506			332552	999016			BSL1850	UC18YRSL
CHI0DL	330880			320786				BCL1015	UC10SFL
CHI8DL	333323			333325				BCL1820	UC18YGL2
CHI8DSL	333323			333325				BSL1825	UC18YGL2
CJ14DSL	328333			328335			325076 blade holder	BSL1430	UC18YRSL
CJ18DL	328361			328335			325076 blade holder	BCL1840	UC18YRL
CJ18DSL	328361			328335			325076 blade holder	BSL1850	UC18YRSL
CR10DL	329988			329987				BCL1015	UC10SFL
CR14DSL		360855	324468	319861	999068			BSL1430	UC18YRSL
CR18DL		360703	324468	319861	999068			BCL1840	UC18YRL
CR18DSL		360703	324468	319861	999068			BSL1850	UC18YRSL
DB10DL	329582			329581		329557		BCL1015	UC10SFL
DB3DL	326310			331514		326348		EBM315	UC3SFL
DB3DL2	332755			333316		332759		EBM315	UC3SFL
DH14DSL		360808	328482	328484	999100			BSL1430	UC18YRSL
DH18DL		360809	328482	328484	999100			BCL1840	UC18YRL
DH18DSL		360809	328482	328484	999100			BSL1850	UC18YRSL
DH36DAL		360801	323156	328058	999090			BSL3626	UC36YRL
DN12DY	321968			321967		"321964 Spindle /321965 Second Pinion"	321870	EBI220BL	UC18YGL2
DS10DFL	331333			331330		331324	331602	BCL1015	UC10SFL
DS12DVB2	318244			324119		324719	320684	EBI220BL	UC18YGL2
DS12DVC	333129			332038		331324	331602	BCC1212	UC18YGL2
DS12VDF3	318244			324119		324719	323250	EBI214S	UC18YGL2
DS14DBL		331710	340766	331715		331709	331914	BSL1430	UC18YRSL
DS14DFL	324483			324498		324490	322167	BCL1415	UC18YGL2
DS14DL		360658	322996	333640	999054	322969	323898	BCL1430	UC18YRL
DS14DSL		360820	322520	329173	999054	331367	320684	BCL1430	UC18YRSL
DS14DVB2	320144			320145		323013	320684	EBI4B	UC18YGL2
DS14VDF3	324483			324498 Until 12.2007 / 329173 Since 01.2008		324490	322167	EBI414S	UC18YGL2
DS18DBL		331710	340765	331715		331709	331914	BSL1850	UC18YRSL
DS18DFL	324497			324498		324490 Double Sleeve Chuck / 330801 Single Sleeve Chuck	324205 Double Sleeve / 330733 Single Sleeve	BCL1820	UC18YGL2
DS18DL		360657	322996	333640	999054	322969	323898	BCL1840	UC18YRL
DS18DL2		360930	334442	334451	999054	334430	323898	BCL1840	UC18YRL
DS18DMR		360657	322996	333640	999054	322969	323898	BCL1840	UC18YRL
DS18DSL		360930	334442	333640	999054	334430	323898	BSL1850	UC18YRSL
DS18DSFL	332558			332822		333315	332049	BSL1825	UC18YGL2
DS18DSL		360860	322520	329173	999054	331367	323898	BSL1850	UC18YRSL
DS18DVB2	319756			320091		323013	320684	EBI820L	UC18YGL2
DS18VDF3	324497			324498 Until 12.2007 / 329173 Since 01.2008		324490	324205	BCC1815	UC18YGL2
DVI4DBL		333528	340766	331715		333435	331914	BSL1440	UC18YRSL
DVI4DCL	327157			327154		327131	322625	BCL1415	UC18YGL2
DVI4DL		360721	322996	333640	999054	324061	323898	BCL1430	UC18YRL
DVI4DSL		360820	322520	329173	999054	328712	320684	BSL1430	UC18YRSL

Major Part List

CORDLESS TOOLS - MAJOR PARTS QUICK REFERENCE

MODEL	MOTOR	ARMATURE	MAGNET	SWITCH	BRUSHES	GEAR BOX	CHUCK	BATTERY	CHARGER
DV14DSL		360820	322520	329173	999054	328712	320684	BSL1430	UC18YRSL
DV18DBL		333528	340765	331715		333435	331914	BSL1850	UC18YRSL
DV18DCL	327153			327154		327131	322625	BCL1820	UC18YGL2
DV18DFL	332020			332842		332008	332049	BCL1820	UC18YGL2
DV18DL		360701	322996	333640	999054	324061	323898	BCL1840	UC18YRL
DV18DL2		360932	334442	334451	999054	334445	331914	BCL1840	UC18YRL
DV18DSDL		360932	334442	333640	999054	334445	331914	BSL1850	UC18YRSL
DV18DSFL	332020			332822		333349	332049	BSL1825	UC18YGSL
DV18DSL		360860	322520	329173	999054	330746	323898	BSL1850	UC18YRSL
G14DSL		360803	328195	329057	999054	328196 crown gear		BSL1430	UC18YRSL
G18DL		360804	328195	329057	999054	328364 crown gear		BCL1840	UC18YRL
G18DSL		360804	328195	329057	999054	328364 crown gear		BSL1850	UC18YRSL
GPI0DL	331973			331977			331969 collet 331978 NUT	BCL1015	UC10SFL
PI8DSL		360969	319846	319825	999017				
R14DSL	331389			331393				BSL1430	UC18YRSL
R18DL	331402			331393				BCL1840	UC18YRL
R18DSL	331402			331393				BSL1850	UC18YRSL
RB14DSL	328561			334702				BSL1430	UC18YRSL
RB18DL	328615			328612				BCL1840	UC18YRL
RB18DSL	328615			334702				BSL1850	UC18YRSL
WF18DSL		360958	333735	332459	999054	332464 crown 332463 pinion	324164 comp slider asm	BSL1850	UC18YRSL
WF4DY	312425			318910		308495 crown 308496 pinion	319098 comp slider asm	EB12B	UC18YGL2
WH10DCL	329629			329628				BCL1015	UC10SFL
WH10DL		360842	329588	331856	999054			BCL1015	UC10SFL
WH10DFL	330956			330963					
WH12DAF2	323948			325549				EB1214S	UC18YGL2
WH12DMR		360641	322723	324829	999054			EB1233X	UC18YGL2
WH14DBDL		332188	340805	334903				BSL1440	UC18YRSL
WH14DBL		328651	340709	328645				BSL1430	UC18YRSL
WH14DL	334152	360928	333551	324533	999054			BCL1430	UC18YRL
WH14DSL		360752	322744	326784	999054			BSL1430	UC18YRSL
WH18DBDL		332188	340804	334903				BSL1850	UC18YRSL
WH18DDL		335325	340852	335523				BSL1850	UC18YRSL
WH18DFL	328674			328675				BCL1820	UC18YGL2
WH18DL	333712	333550	333551	321533	999054			BCL1840	UC18YRL
WH18DL2		360947	334901	334959	999054			BCL1840	UC18YRL
WH18DSDL		360947	334901	334956	999054			BSL1850	UC18YRSL
WMI8DBL		332679	333540	334903				BSL1850	UC18YRSL
WR12DAF2	323948			325549				EB1214S	UC18YGL2
WR12DMR		360641	322723	324829	999054			EB1233X	UC18YGL2
WR14DBDL		332188	332204	334903				BSL1440	UC18YRSL
WR14DL		360928	333551	321533	999054			BCL1430	UC18YRL
WR14DSL		360752	322744	326784	999054			BSL1430	UC18YRSL
WR18DBDL		332188	332203	334903				BSL1850	UC18YRSL
WR18DHL		360922	333796	333795	999100			BCL1840	UC18YRL
WR18DL		333550	33351	321533	999054			BCL1840	UC18YRL
WR18DL2		360947	334901	334959	999054			BCL1840	UC18YRL
WR18DSDL		360947	334901	334956	999054			BSL1850	UC18YRSL
WR18DSHL		360992	333796	333795	999100			BSL1850	UC18YRSL
WR18DSDL		360947	334901	334956	999054			BSL1840	UC18YRSL
WR18DSHL		360992	333796	333795	999100			BSL1840	UC18YRSL

Major Part List

MODEL	BULB	LENS	LAMP	LAMP COVER	LAMP CAP
UB10DL	330267	330608			
UB12D	314424	318540			
UB12DL			323339	323340	323519
UB18D	318767	318540			
UB18DAL	318767	318540			
UB18DL			323339	323340	323519
UB18DSL			323339	323340	323519

AC TOOLS - MAJOR PARTS QUICK REFERENCE

MODEL	Armature	Field	Switch	Carbon Brushes	CARBON BRUSH AUTOSTOP
B16RM	326396 MOTOR	326396 MOTOR	726811		
C10FCE	360695F	340615F	320950	999065	
C10FCE2(HI)	360695F	340687F	326700	999065	
C10FCH	360695F	340615F	320950	999065	
C10FCH2(HI)	360695F	340687F	326700	999065	
C10FL	326432 MOTOR	326432 MOTOR	726355		
C10FSB	360898F	340779F	998868	999043	
C10FSH	360898F	340779F	998868	999043	
C12FSA	360462E	340410F	976450	999038	
C12LCH	360710F	340625F	320950	999065	
C12LSH(HI)	360790C	340703F	324424	999065	
C12RSH(HI)	360790C	340703F	324424	999065	
C15FB	360065F	974613F	976450	999044	
C5YC(DD3)	360714E	340628E	963756Z	999043	
C5YC(FCB)	360714E	340628E	963756Z	999043	
C6MFA	360694F	340614F	963756Z	999043	
C6SE	360500F	340447H	963756Z	999043	
C6SS	360883F	340614F	331259	999043	
C7D	360556	319846	319825	999058	
C7MFA(H6)	360694F	340614F	963756Z	999043	
C7SB2-K	360577H	340528H	320969	999038	
C7SE	360501F	340448H	963756Z	999043	
C7UY	360882F	340762F	963756Z	999043	
C7YA(FCB)	360187F	340199F	302446	999038	
C8	360187F	340199F	302446	999038	
C8FB2	360072F	340172F	998868	999043	
C8FSC	360072F	340172Z	998868	999043	
C8FSE(HI)	360839F	340729F	324424	999001	
C8FSHE(HI)	360839F	340729F	324424	999001	
C9	360213F	340226F	981533Z	999038	
C9BA2(HI)	360778F	360661F	325357	999038	
C9SA2(HI)	360759F	340660R	325357	999038	
CC14SE	360584F	340533F	951864	999044	
CC14SF-6W	360732F	340643H TILL 08.11 / 340643F SINCE 09.11	976825	999044	
CC16SA	951875F	951909J	951864	999044	999082Z
CC16SB	977174 MOTOR 3PH	977174 MOTOR 3PH			
CE16SA	360622F	340567F	314603	999021	
CJ110MV	360741F TILL 11.05 / 360764F SINCE 12.05	340545E TILL 11.05 / 340666E SINCE 12.05	325085	999041	
CJ110VMA	306764F	340545E	955509	999041	
CJ120V/VA	360593F	340545E	314887	999041	
CJ60V	360126F	340159G	318343	999021	
CJ90VST(HI)	360893E	340774E	325085	999041	

Major Part List

AC TOOLS - MAJOR PARTS QUICK REFERENCE

MODEL	Armature	Field	Switch	Carbon Brushes	CARBON BRUSH AUTOSTOP
CMI2Y	360287F	340349F	307650	999044	
CNI6SA	360622F	340567F	314603	999021	
CRI3V	360616F	340563K	327130	999043	
CRI3VA	360514F	340479K	320142	999043	
CRI3VBY(HI)	360795F	340698F	320142	999043	
CRI3VC	360616F	340563K	320142	999043	
D10VC2	360596E	340547F	321632	999041	
D10YB	360528F	340469F	314603	999021	
D13	981657F	982797G	971667Z		999073
D13VB3	360652F	340587F	322854	999041	999072
D13VF	360543F	340504E	320195	999041	999072
D13VG	360543F	340504E	320195	999041	999072
D6SH	360439F	340391E	994734	999041	999072
DCI20VA	360524F	340465F	318730	999043	
DH22PB	360650F	340583F	322825	999088	999076
DH22PG(HI)	360798F	340701F	331454	999041	999072
DH24PB3	360720F	340635F	331454	999041	999072
DH24PC2	360648F	340581F	322825	999088	999076
DH24PC3	360720F	340635F	331454	999041	999072
DH24PG(HI)	360962F	340866F	335796	999041	999072
DH25PB	360505F	340451K	318033	999021	999070
DH26PC(HI)	360961F	340850F	335796	999041	999072
DH28PC(HI)	360857F	340739J	331677	999004	
DH28PCY(HI)	360961F	340850F	335796	999041	999072
DH30PC	360561F	340507K	319592		999073
DH30PC2	360768F	340672F	325675		999073
DH38MS(HI)	360875f	340753f	313093	999043	
DH40MR	360591F	340542F	313093	999043	999073
DH40MRY(HI)	360591F	340680E	990941		999073
DH40SR	360591F	340542J	313093		999073
DH40YB	360410F	340361F	313093		999073
DH45MR	360737F	340646F	313093		999071
DH50MRY	360819f	340712F	990941		999074
DH50SAI	985472F	985471F	992891		999071
DMT16	981611F	981610F	971667Z		999073
DUT-10	971666F	971665F	971667Z	999041	999072
DVI3VSS(HA)	360864G	340743G	330716	999041	999072
DVI6V	360626E	340573F	321632	999041	999072
DVI6VSS(HA)	360863F	340742F	330716	999041	999072
DVI8V	360655F	340589F	322854	999041	999072
DV20VB	360474F	340421E	314921	999041	999072
DV20VB2(H8)	360781F	340587F	327061	999041	999072
DV20VB2-SC(H9)	360781F	340587F	327061	999041	999072
F30A	958864F	958862H	956632	999043	
FCJ55VA	987120F	340228F	994744	999041	999072
FCJ65V3	360724F	340669F / 360724F	323086	999041	999072
FDVI6VB2	360207F	340222F	321632	999041	999072
FS10SB	987046F	987044F	987058	999041	999072
FSV10SA	360681F	987044F	323324	999041	999072
FSV13Y	360341F	340301F	305819	999041	999072
G10SD2	360497F	340441F	321208	999088	999076
G10SN(HI)	360891G	340791J	314603	999005	
G10SQ(HI)	360891G	340771J	314603	999005	
G10SR2	360605E	340552F	314603	999021	

Major Part List

AC TOOLS - MAJOR PARTS QUICK REFERENCE					
MODEL	Armature	Field	Switch	Carbon Brushes	CARBON BRUSH AUTOSTOP
G10SR3	360799E	340702F	314603	999005	
G12S2	360497F	340441F	321208	999088	999076
G12SE2	360603F	340551F	311739	999088	999076
G12SR	360163F	340187J	980778	999021	
G12SR2	360605E	340552F	314603	999021	
G12SR3	360799E	340702F	314603	999005	
G13SB2	360541E	340485E	319319	999088	999076
G13SB3	360734E	340645F	319319	999088	999076
G13SC2	360433F	340383F	313278	999043	
G13SE2	360603F	340551F	311739	999088	999076
G13SQ(HI)	360891G	340771J	314603	999005	
G13SR3	360799E	340702F	314603	999005	
G13VA(HI)	360869E	340749E	314603	999088	999076
G13YC2	360869E	340823E	321099	999088	999076
G13YF	360869E	340749E	314603	999088	999076
G18SE3	360594F	340546F	320238	999061	999089
G18UBY(HI)	360777E	340682E	320235	999061	999089
G18UC(HI)	360594F	340846E	335122	999061	
G23SE2	360594F	340546F	320238	999061	999089
G23SR	360762E	340664F	320238	999044	999074
G23SS(HI)	360852E	340737F	320239	999038	
G23UB2	360594F	340546F	320371	999061	999089
G23UBY	360594F	340682E	320371	999061	999089
GP13	951003F	340435H	971824Z	999038	
GP2	985134F	985133F	980778	999021	999070
GP2S2(HI)	360879F	340758L	332805	999088	999076
GP3V(HI)	360911F	340827F	314603	999088	999076
GP5V(HI)	360914F	340829F	314603	999088	999076
H41MB	360903F	340788H	306143	999043	999073
H41SC	360360F	340326H	992891		999073
H45MR	360571F	340519F	306143		999073
H45MRY(HI)	360571E	340681E	306143		999073
H45SR	360571F	340591F	306143		999073
H55SA	9854472F	985471F TILL 03.98 / 985471F SINCE 04.98	981533Z TILL 03.98 / 992891 SINCE 04.98		999071
H65SB2	360286F	340259H	306143		999086
H70SA	360286F	340488F	992891		999086
H90SB	360073F	340014F	981533Z		999086
M12SA	360145F	340174F	301821	999044	
M12SA2	360750F	340668H	301821	999044	
M12SE(HI)	360888F	340668M	331812	999038	
M12V	360147E	340176K	301821	999044	
M12V2	360748E	340659H	301821	999044	
M12VE(HI)	860886E	340659M	331812	999038	
M6SB	360428F	340374H	955509	999021	
M8	360166F	340191F	314603	999043	
M8SA2	360775F	340677F	314603	999043	
M8V2	360773E	340675F	314603	999043	
PI3F	328164	328166	326429	326458	
P20SA2	990652F	990651H	963756Z	999041	999072
P20SB(TCT)	958697F	958693H	963756Z	999021	
P20SE	958697F	968693H	963756Z	999021	
P20SF(HI)	360936F	340834F	334474	999021	
P20ST	360942F	340834F	334474	999021	

Major Part List

AC TOOLS - MAJOR PARTS QUICK REFERENCE

MODEL	Armature	Field	Switch	Carbon Brushes	CARBON BRUSH AUTOSTOP
RB40VA	360683F	340602J	323086	999021	
RP30Y	918M77A02B MOTOR	918M77A02B MOTOR	905306A000	905264AG02	
SAT-180	953297F	953231H	956632	999043	
SAY150A	980785F	980783H	980778	999021	
SBI0V2(H1)	360797F	340700H	325085	999043	
SB8V2	360797F	340700H	325085	999043	
SPI8VA	360576E	340526E	321449	999043	
SV12SD	360124F	340156F	971667Z	999041	999072
SV12SG	360637F	340578F	311948	999041	999072
SV12SH	360637F	340578F	311948	999041	999072
SV13YA(H1)	360696F	340616F	311948	999041	999072
SV13YB(H1)	360698F	340618F	311948	999041	999072
TR12	360489F	340443F	956789	999038	
VB16Y	360552F	340500F	319716	999043	
VTV16	981611F	981610H	318344		999073
W4YD	360707F	340623F	324864	999021	
W6V4	360673F	340599E	323479		999091
W6VA4	360671F	340599E	323479		999091
W6VB3	360675F	340599E	323479		999091
W8VB2	360675F	340599E	323479		999091
WR16SA(H7)	360687F	340605F	985103	999021	
WR22SA	360700F	340620F	985103	999043	

MODEL	MOTOR	V-BELT	SWITCH
B16RM	326396	726520 / 726521	726811
C10FL	326432	-	326429
CC16SB	977174	964640	317841

MODEL	MOTOR	ON/OFF SWITCH	AUTO SWITCH	CIRCUIT BOARD ASSY	BRUSHES	CIRCUIT BOARD ONLY	POWER POINT	POWER LEAD 5M
WDE1200	918M77A02B	905306A000	905387A000	521029AG13	905264AG02	905331AR00	905498AK15	905464AK15
RP30Y	918M77A02B	905306A000	905387A000	905498AK15	905264AG02	905331AR00	905498AK15	90533AK15

HITACHI



Applicable to all purchases made on or after 1 May 2013

CONDITIONS OF WARRANTY

Hitachi Power Tools Australia Pty. Ltd.
ABN 27 072 677 153
Unit 1, 10 Boden Road, Seven Hills NSW 2147
(02) 8887-8100
www.hitachi-powertools.com.au



CONDITIONS OF WARRANTY

Hitachi Products

Hitachi Power Tools Australia Pty Ltd ('Hitachi') warrants that all products supplied by it and purchased by you from Authorised Hitachi Dealers throughout Australia are free of defects except for those products listed under Warranty Exclusions.

Warranty Claims

If you consider that any product supplied by Hitachi is defective, you can lodge a claim under this Warranty and any apparent fault will be rectified free of charge by Hitachi or a Hitachi Authorised Service Dealer within Warranty Period, which is effective from the date of purchase provided that you meet the following conditions;

- You must produce the original invoice or other proof of purchase document disclosing the purchase date.
- All costs of installation, cartage, freight, travelling expenses, hiring tools and insurance are paid by the customer.
- The product, being precision equipment, has not been misused, adjusted or serviced by any person other than a Hitachi Authorised Service Dealer.
- The equipment has been installed correctly and is used in accordance with the Hitachi instructions supplied with the product.

Hitachi offers this warranty to you in addition to all other rights and remedies that you may have under law in relation to the products to which this warranty relates.

Our goods come with guarantees that cannot be excluded under the Australian Consumer Law. You are entitled to a replacement or refund for a major failure and for compensation for any other reasonably foreseeable loss or damage. You are also entitled to have the goods repaired or replaced if the goods fail to be of acceptable quality and the failure does not amount to a major failure.

Notwithstanding the proceeding clause, Hitachi's liability in respect of a breach of a consumer guarantee or any warranty made under these Conditions of Warranty for any products not of a kind ordinarily acquired for personal, domestic or household use is limited, to the extent permissible by law and at the option of Hitachi to:

1. Replacing the products or the supply of equivalent products;
 2. The repair of the products;
 3. The payment of the cost of replacing the products or of acquiring equivalent products;
- or
4. The payment of the cost of having the products repaired.

To the extent permitted by law, all other warranties whether implied or otherwise, not set out in these Conditions of Warranty are excluded and Hitachi is not liable in contract, tort (including, without limitation, negligence or breach of statutory duty) or otherwise to compensate the customer for:

1. Any increased cost or expenses;
2. Any loss of profit, revenue, business, contracts or anticipated savings;
3. Any loss or expense resulting from a claim by a third party; or
4. Any special, indirect or consequential loss or damage of any nature whatsoever.

If you wish to make a claim under this Warranty, you should:

- Contact Ph: (02) 8887-8100;
- Visit your nearest Hitachi Customer Service Provider;
- Visit Hitachi website for details: www.hitachi-powertools.com.au

These conditions may only be varied with the written approval of the directors of Hitachi.

Warranty Period

Product Type	Warranty Period	
AC Tools*	3 years	
Cordless Tools	3 years	
Ni-Cd & Ni-MH Batteries	1 year	
Li-ion Batteries	2 years	
Chargers	2 years	
Pneumatic Tools	3 years	
AC Wet & Dry Vacuums, Stationary Planer, Drill Press, Table Saw, Heat Guns & High Pressure Washers	1 year	
Petrol Outdoor Power Equipment	3 years domestic use	1 year commercial use
Product Purchase For The Purpose Of Hire & Rental	6 months	

*Excluding selected AC models as outlined above

Warranty Exclusions

This section identifies what is excluded under this Warranty.

This Warranty does not cover damage caused by:

- Misusing, overloading or abusing the Hitachi product,
- Operating the product in a manner that is not in accordance with the Hitachi instructions supplied with the product (the "Manual"),
- Failing to clean the product in accordance with the instructions for correct and regular cleaning as set out in the Manual,
- Not carrying out periodic maintenance,
- Neglecting or otherwise failing to maintain the product in accordance with the instructions for maintenance of the product including regular tune-ups, lubrication etc...,
- Using incorrect voltage or non-authorized electrical connections with the product,
- Installing the product incorrectly,
- Using non authorized/non-standard parts, non-genuine Hitachi parts in connection with the product,
- Repairing or carrying out any work on the product by someone other than an Authorized Hitachi Service Dealer,
- Causing a double burnout - field and armature burnout,
- Operating the product with any guard, shield or line cutting knife removed, repositioned, or that is incomplete or damaged,
- Using or operating the product with any evidence of partial failure of product or damage being present,
- Tampering with the product in any way other than in accordance with the manual,
- Not having taken reasonable steps to prevent the damage or failure from occurring to the product,
- Storing the product inconsistently with manufacturer's recommendations or where the product is exposed to corrosive substances such as fertilisers, grass and plant residue including palm tree sap, bore water and other detrimental environmental exposure,
- Making mechanical adjustments that are inconsistent with the Manual - including, chains, bars, engine tuning etc...,
- Operating the product with incorrect fuel to oil ratio,
- Having made improper adjustments of ignition timing or the carburettor,
- Using the product with clogged or removed filters (i.e. fuel filter, oil filter, air filter),
- Using incorrect chain and bar oil/lubricant for the oil pump

In addition to the above, this Warranty DOES NOT cover the following:

- Products purchased:**
 - Outside of Australia,
 - from a non - Authorized Hitachi Dealer (such as purchases from unauthorised retailers and purchases over the internet, from local / international sellers or sites such as Ebay and Amazon),
 - at an auction, or
 - from a private seller.
- Accidental damage or damage caused by an extra ordinary event or circumstance beyond your or anyone else's control including damage caused by:
 - environmental factors,
 - natural discolouration of material due to ultraviolet light,
 - crushing, impact with hard surface or damage caused in the transit of the product, foreign material, or exposure of the product to excessive heat or cold or to solvents, or water entry into the product,
 - abnormal product performance caused by any ancillary equipment interference or other external factors,
- Damage or failure that occurs for a reason or reasons that were already disclosed to you (in writing or otherwise), prior to your purchase of the product,
- Damage or defects to the product that ought reasonably to have been revealed to you by an examination of the product, where you conducted such an examination before acquiring the product,
- Normal wear and tear due to the course of normal use,
- Freight costs associated transporting the product between you, the place of purchase, the Authorized Hitachi Dealer and Hitachi for the purposes of making a claim pursuant to this Warranty or otherwise,
- Repairs that are required by you to be made to the product which are simply due to a clogged or restricted exhaust system, carbon deposits in exhaust ports, piston crown or combustion chamber or periodic decarbonising,
- Products with serial number altered or removed,
- Refurbished, ex display or factory second products,
- Consumable items supplied with the product or that are a part of the product,
- Service parts,
- Accessories, that for the avoidance of doubt include but are not limited to the following:
those included with the product at the time the product was purchased by you including cases & site bags, brushes, chucks, cord sets, bulbs, LED's & lamps, driver & drill bits, blades, driver blades, o - rings, switches & triggers, power tool attachments, blades and cutters, spark plugs, carburettor kits, filters, bars & chains, cutting equipment, recoil springs, rope, belts, measuring devices, air (pneumatic) fittings, nose caps, gaskets, fuel hoses,
- The product coming into contact with sand, water, rust, corrosion, fire, vermin and insect infestation, power outages or surges or inadequate voltage or current.

If the product you are using has been rented or leased by you, and you consider a claim might be made under this Warranty, you should refer the matter to the rental or leasing company immediately and they will handle the matter.

This Warranty does not cover service costs in replacing and maintaining consumable parts and accessories that have ceased working through normal wear and tear such as, but not limited to: drill heads, blades, cutters and other parts classifiable as a consumable part or accessory.

Design & Durability



Building Our World



Precision & Reliability



Versatile Performance



Support Nationwide





HITACHI

Inspire the Next



Hitachi Power Tools Australia

Toll Free No. 1300 444 822

Fax No. 1800 100 650

Unit 1, 10 Boden Road,

Seven Hills, NSW, 2147

www.hitachi-powertools.com.au

