



2025

PRESSURE WASHERS,
DETERGENTS, PARTS

PRICES EFFECTIVE 1/01/2025

hotsy

HOTSY.COM • NOTHING CLEANS LIKE A HOTSY

1970 – 2025
**55 YEARS
STRONG**

**NOTHING CLEANS
LIKE A HOTSY**

TABLE OF CONTENTS

Hot Water Pressure Washers		Water Recovery	33
Electric	3	Ancillary	
Gas Engine	12	Gas Engine Mini Skids	34
Diesel	15	LFT Skids	35
All-Electric	16		
Heating Modules	17	Specials	36
Trailers	18	Detergents	43
Cold Water Pressure Washers		Hotsy Branded Parts	60
Battery Powered	20		
Gas Engine	21		
Electric	28		



hotsy[®]

- Oil-Fired
- 1.7 GPM @ 1200 PSI
- Auto Start/Stop

333

The 333 Model is a competitively priced, entry-class hot water pressure washer. Innovative upright design ensures good mobility and ergonomics, while its compact size makes it easy to transport both horizontally and vertically. Built-in 3 angle spray nozzle and low pressure chemical application. Very user-friendly with one-switch operation and areas for hose and accessory storage. This model is ETL safety certified and comes equipped with a 33' high-pressure hose, lance, trigger gun and 16' power cord.



MODEL	PART NO.	GPM	PSI	HP	VOLT/PH	AMPS	FUEL	BTU/HR	PUMP MODEL	PORTABILITY	DIMENSIONS (LXWXH)	SHIP WT (LBS)	LIST PRICE
333	1.064-049.0	1.7	1200	2.3	115/1	12.5	Oil	80,000	Axial	Std	28"x28"x46"	178	

OPTIONS

PART NO.	DESCRIPTION
2.642-305.0	Gutter cleaning lance <i>(image 1)</i> ▶
4.760-245.0	Underbody lance <i>(image 2)</i> ▶
2.883-803.0	Power nozzle for underbody lance, 25° spray angle ▶
6.390-025.0	33' high pressure hose ▶
6.401-459.0	Plug nipple ▶
6.390-028.0	Pipe cleaning hose ▶
4.762-010.0	Wet blasting attachment <i>(image 3)</i> ▶
2.638-526.0	Nozzle kit for wet blasting attachment ▶
2.640-355.0	FR30Me surface cleaner <i>(image 4)</i> ▶
2.640-482.0	Nozzle kit for surface cleaner FR ▶
3.637-170.0	Detergent injector for high pressure ▶

▶ *Field Installed* ▶ *Factory Installed*



LEGEND

- ▶ **Factory Installed Options** must be ordered with the machine. They are installed in factory.
- ▶ **Field Installed Options** can be added to a machine at any time. They are installed by the Dealer.



- Oil-Fired
- TEFC Motor
- Flat-Free Tires for Easy Handling
- Stainless Steel Coil Skin

500 SERIES & 680SS

DIRECT DRIVE

The **500 Series** offers the best of both worlds – powerful cleaning in an affordable package that is both rugged and long lasting. The entire series has been updated to feature a new, bigger frame, large flat free tires, and an ergonomic handle. We've also upgraded the 555HE to Black Label with loads of extra features to go along with its technologically advanced heat exchanger that takes water to higher temperatures. All models are ETL safety certified and feature the best warranties in the business. All models come with a 50' high-pressure hose, lance, nozzles, and trigger gun.

UPGRADE TO A BLACK LABEL!

The 555HE is loaded with extra features. It boasts a robust HM Series pump, WEG slow-speed motor, auto start/stop and distinctively classic black logos that make this pressure washer a bad ass that will turn heads as easily as it turns corners.

Model 555HE



THE UPDATED 500 SERIES BRINGS THE HEAT!

MODEL	PART NO.	GPM	PSI	HP	VOLT/PH	AMPS	FUEL	BTU/HR	PUMP MODEL	PORTABILITY	DIMENSIONS (LXWXH)	SHIP WT (LBS)
555HE BL	1.109-215.0	2.2	1300	2	120/1	20	Oil	185,000	Triplex - HE2126S	Std	45.5"x29"x42"	385
555SS	1.109-216.0	2.2	1300	2	120/1	20	Oil	214,300	Triplex - HE2126S	Std	45.5"x29"x39"	400
560SS	1.109-217.0	2.2	1300	2	120/1	20	Oil	214,300	Triplex - HE2126S	Std	50"x29"x39"	420
680SS	1.109-218.0	3	1000	2	120/1	20	Oil	289,900	Triplex - HF2830S	Std	45.5"x29"x39"	400

HE = High Efficiency SS = Stainless Steel **BL** = Black Label Model

BUY MORE. SAVE!

Buy 5 or more 555HEs or 555SSs and save!

5 = 3% OFF, 10 = 5% OFF

Model 560SS



Model 680SS



Model 555SS



OPTIONS	
PART NO.	DESCRIPTION
8.717-764.0	8" Oil-Fired Vent Regulator
8.929-192.0	Float Tank (555HE only)
8.750-486.0	360° Pivot Reel, 100'
8.903-050.0	100' 3/8" Hose Reel Kit (555HE Only)
8.929-363.0	Exhaust Adapter* (555HE Only)

▶ Field Installed ▶ Factory Installed

OPTIONS	
PART NO.	DESCRIPTION
9.804-624.0	QC Nozzle 3.75, 15° (Yellow) (555HE Only)
9.804-625.0	QC Nozzle 3.75, 25° (Green) (555HE Only)
9.804-626.0	QC Nozzle 3.75, 40° (White) (555HE Only)
8.933-666.0	Hot Top, kit, fits 8" and 10" openings on vertical stacks

* NOTE: Must be ordered if the vent regulator [8.717-764.0] is used or the machine is connected to an exhaust stack

- Oil-Fired
- TEFC Motor
- Flat-Free Tires for Easy Handling
- Stainless Steel Coil Skin

700 SERIES & 897SS

BELT DRIVE

The 700 Series offers a nice balance of Hotsy ruggedness and cleaning performance, yet the affordability of an entry-level machine. More powerful yet is the 897SS. The 700 series is ideal for meeting the needs of commercial customers. All models are ETL safety certified and feature the Hotsy pump backed by a full 7-year limited warranty. All models come equipped with a 50' high-pressure hose, lance, nozzles and trigger gun.



MODEL	PART NO.	GPM	PSI	HP	VOLT/PH	AMPS	FUEL	BTU/HR	PUMP MODEL	DRIVE	BLACK LABEL	DIMENSIONS (LXWXH)	SHIP WT (LBS)	LIST PRICE
795SS	1.109-039.0	3.5	2000	5	230/1	24	Oil	289,900	HBP4025R	Belt		37"x28"x45.5"	455	
797SS BL	1.109-180.0	3.5	2000	5	230/1	24	Oil	289,900	HM3840R.3	Belt	YES	46"x29"x42.5"	510	
797SS-208 BL	1.109-181.0	3.5	2000	5	208/1	27	Oil	289,900	HM3840R.3	Belt	YES	46"x29"x42.5"	513	
897SS BL	1.109-182.0	3.2	3000	6.2	230/1	28	Oil	255,000	HM3840R.3	Belt	YES	37"x28"x45.5"	517	
897SS-208 BL	1.109-183.0	3.2	3000	6.2	208/1	29	Oil	255,000	HM3840R.3	Belt	YES	50"x29"x42.5"	520	

SS = Stainless Steel
BL = Black Label Model



OPTIONS	
PART NO.	DESCRIPTION
8.717-764.0	8" Oil-Fired Vent Regulator
8.750-486.0	360° Pivot Reel, 100'
8.750-483.0	360° Pivot Reel, 200'
8.933-666.0	Hot Top, kit, fits 8" and 10" openings on vertical stacks

▶ Field Installed ▶ Factory Installed

WHAT IS BLACK LABEL?
At Hotsy perfection isn't an endpoint, it is something we strive for daily. We are always thinking of ways to improve our pressure washers. Black Label editions are a prime example. We load them with features that move them to the top of the line. They are loaded with extras like Auto Start/Stop, robust HM Series Pumps, Beckett Burners, and WEG slow speed motors. The machines have a distinctly classy look with black logos and features that turn heads. **Black Label machines look great and clean even better.**




- Oil-Fired
- Big & Beefy, Yet Easy To Maneuver
- Rugged Hotsy Pump with 7-Year Limited Warranty
- Stainless Steel Coil Skin

800 SERIES

BELT DRIVE

Rugged design, easy maneuverability and massive cleaning power. Comparable to the cleaning power of Hotsy's heavy-duty stationary units, the big and beefy 800 Series is surprisingly easy to maneuver into place, allowing you to tackle the heaviest of industrial cleaning jobs. The 28" wide wheel base helps with stability, yet is narrow enough to fit easily through doorways. Components are protected by an easy-to-remove cover allowing servicing access. All models are ETL safety certified and feature the Hotsy pump backed by a full 7-year limited warranty. All models come equipped with a 50' high-pressure hose, lance, nozzles and trigger gun.



Shown with optional hose reel

U.S. Design Patent No. 726,382 S



Optional Detergent Bucket Bracket



MODEL	PART NO.	GPM	PSI	HP	MOTOR RPM	VOLT/PH	AMPS	FUEL	BTU/HR	PUMP MODEL	PORTABILITY	DIMENSIONS (LXWXH)	SHIP WT (LBS)
821	1.109-120.0	4.0	2300	6.2	3450	208/1	33	Oil	381,000	HM4035R.3	Std	51"x28"x51"	632
843	1.109-122.0	3.5	2000	5	1725	230/1	29	Oil	381,000	HM4030R.3	Std	51"x28"x51"	622
845	1.109-124.0	3.5	2000	5	1725	460/3	10	Oil	381,000	HM4030R.3	Std	51"x28"x51"	691
851	1.109-125.0	4.0	3000	8.2	3450	208/1	44	Oil	381,000	HM4030R.3	Std	51"x28"x51"	675
853	1.109-127.0	4.0	3000	7.5	1725	230/1	37	Oil	381,000	HM4030R.3	Std	51"x28"x51"	665
854	1.109-128.0	4.0	3000	7.5	1725	230/3	25	Oil	381,000	HM4030R.3	Std	51"x28"x51"	665
855	1.109-129.0	4.0	3000	7.5	1725	460/3	14	Oil	381,000	HM4030R.3	Std	51"x28"x51"	665
856	1.109-130.0	4.0	3000	8.2	3450	575/3	11	Oil	381,000	HM4030R.3	Std	51"x28"x51"	680
873	1.109-131.0	5.0	3000	10	1725	230/1	42	Oil	404,000	HM4035R.3	Std	51"x28"x51"	670
874	1.109-132.0	5.0	3000	10	1770	230/3	29	Oil	404,000	HM4035R.3	Std	51"x28"x51"	675

OPTIONS	
PART NO.	DESCRIPTION
8.930-170.0	Auto Start/Stop Kit*
8.930-172.0	Thermal Shutdown Kit
8.930-171.0	Time Delay Shutdown*
8.717-764.0	8" Oil-Fired Vent Regulator

* Note: Time Delay Shutdown and Auto Start/Stop cannot be combined on the same machine.

▶ Field Installed ▶ Factory Installed

OPTIONS	
PART NO.	DESCRIPTION
8.750-486.0	360° Pivot Reel, 100'
8.750-483.0	360° Pivot Reel, 200'
8.758-460.0	Pneumatic Wheel
8.923-225.0	Detergent Bucket Bracket
8.933-666.0	Hot Top, kit, fits 8" and 10" openings on vertical stacks

- NG- or LP-Fired
- 115V/1PH or 230V/1 PH
- Flat-Free Tires for Easy Handling

Model 771-Propane (shown with optional Portagear. Propane tank not included.)



LP/NG SERIES

DIRECT DRIVE

These hot water washers are heated with either LP or NG, and offer cleaning power up to 1500 PSI. All models are ETL safety certified and feature the Hotsy pump backed by a full 7-year limited warranty. All models come equipped with a 50' high-pressure hose, lance, nozzles and trigger gun.

Model 558-Propane (shown with optional Portagear. Propane tank not included.)



MODEL	PART NO.	GPM	PSI	HP	VOLT/PH	AMPS	FUEL	BTU/HR	PUMP MODEL	DRIVE	DIMENSIONS (LXWXH)	SHIP WT (LBS)
558	1.109-610.0	2.2	1300	2	115/1	18	LP	214,300	Duplex - HHC165L.1	Direct	31.5"x26"x41"	350

MODEL	PART NO.	GPM	PSI	HP	VOLT/PH	AMPS	FUEL	BTU/HR	PUMP MODEL	DRIVE	DIMENSIONS (LXWXH)	SHIP WT (LBS)
771	1.109-611.0	3.0	1500	3	230/1	13	LP	280,000	HFP2830S	Direct	32"x27"x45.5"	415
772	1.109-037.0	3.0	1500	3	230/1	13	NG	338,000	HFP2830S	Direct	32"x27"x45.5"	415

Portability is optional on these models unless ordered with the portagear kit PN 8.903-049.0.

OPTIONS

PART NO.	DESCRIPTION
8.717-728.0	8" LP Gas-Fired Draft Diverter
8.903-049.0	Portagear Kit
8.933-666.0	Hot Top, kit, fits 8" and 10" openings on vertical stacks

▶ Field Installed ▶ Factory Installed

See PAGE 37 for other configured options thru the SPECIALS DEPARTMENT.



- LP-or Natural Gas-Fired
- Remote-Ready
- Smart Relay Control provides control over run time, auto start/stop and shut down functionality

900/1400 SERIES



BELT DRIVE

Hotsy's innovative **900/1400 Series** of stationary models feature a frame design that make this reliable machine an even better workhorse. The machine features a larger, more robust pump with a 7-year limited warranty, an accessible and adjustable thermostat, dual v-belt for more efficient power transmission, a built-in hose reel mount, and a float tank which helps maintain a constant water pressure. The programmable smart control automation helps you clean smarter. Every model has the option of a **Black Label** upgrade, including a draft diverter, 100' of hose, and a hose reel. All models come equipped with a 50' high-pressure hose, lance, nozzles and trigger gun and are ETL safety certified.



900/1400 SERIES OPTIONS

900/1400 SERIES BLACK LABEL
 At Hotsy, perfection isn't an end-point, it is something we strive for daily. We are always thinking of ways to improve our pressure washers. The Black Label edition 900/1400 Series machines are a prime example. We load them with features that move them to the top of the line. The 900/1400 boasts a 100' Hose & Reel, Water Inlet Solenoid, Drip Pan, Float Tank Cover, & Draft Diverter. On top of that we've given the machine a distinctly classy look with black logos, so it looks good and cleans even better. **You get the revitalized 900/1400 fully loaded!**

BLACK LABEL
EDITION

OPTIONS	
PART NO.	DESCRIPTION
8.916-989.0	Remote Station (image 1 above) ▶
8.916-988.0	Soap Solenoid and Switch ▶
8.717-728.0	8" Natural Gas- or LP Gas-Fired Draft Diverter ▶
9.803-452.0	Water Inlet Solenoid ▶
8.755-253.0	8" Power Dampener ▶
8.749-807.0	Power Dampener Wiring Harness ▶
8.933-666.0	Hot Top, kit, fits 8" and 10" openings on vertical stacks ▶

OPTIONS	
PART NO.	DESCRIPTION
8.924-814.0	R-Con Wireless Remote Kit (1 remote/1 receiver) (image 2 above) ▶
8.925-072.0	R-Con Wireless Remote Kit (2 remotes/1 receiver) ▶
8.924-878.0	Wall Mount Remote Bracket for R-Con (image 3 above) ▶
8.756-329.0	Replacement Remote (transmitter only) ▶
8.931-988.0	Black Label Kit ▶
8.933-876.0	Gas Valve Extension Kit ▶

▶ Field Installed ▶ Factory Installed

• **Please Note: R-Con Wireless Remote** comes from vendor, is custom made to order and is not universal. When ordering, please contact customer service to supply the serial number off the transmitter you have along with the channel number, so we can pass along that information to the vendor.

MODEL	PART NO.	GPM	PSI	HP	MOTOR RPM	VOLT/ PH	AMPS	FUEL	BTU/HR	PUMP MODEL	DIMENSIONS (LXWXH)*	SHIP WT (LBS)
921P	1.109-184.0	4.0	2300	6.2	3450	208/1	32	LP	364,835	HM4035R.3	51.75"x21.3"x51.5"	691
921N	1.109-185.0	4.0	2300	6.2	3450	208/1	32	NG	364,835	HM4035R.3	51.75"x21.3"x51.5"	691
926P	1.109-186.0	4.0	2000	5	1800	575/3	7	LP	364,835	HM4035R.3	51.75"x21.3"x51.5"	647
926N	1.109-187.0	4.0	2000	5	1800	575/3	7	NG	364,835	HM4035R.3	51.75"x21.3"x51.5"	647
942P	1.109-188.0	4.0	2000	5	1725	208/3	18	LP	360,997	HM4035R.3	51.75"x21.3"x51.5"	647
942N	1.109-189.0	4.0	2000	5	1725	208/3	18	NG	364,835	HM4035R.3	51.75"x21.3"x51.5"	647
943P	1.109-190.0	4.0	2000	5	1725	230/1	25	LP	360,997	HM4035R.3	51.75"x21.3"x51.5"	691
943N	1.109-191.0	4.0	2000	5	1725	230/1	25	NG	364,835	HM4035R.3	51.75"x21.3"x51.5"	691
944P	1.109-192.0	4.0	2000	5	1725	230/3	16	LP	360,997	HM4035R.3	51.75"x21.3"x51.5"	647
944N	1.109-193.0	4.0	2000	5	1725	230/3	16	NG	364,835	HM4035R.3	51.75"x21.3"x51.5"	647
945P	1.109-194.0	4.0	2000	5	1725	460/3	8	LP	360,997	HM4035R.3	51.75"x21.3"x51.5"	647
945N	1.109-195.0	4.0	2000	5	1725	460/3	8	NG	364,835	HM4035R.3	51.75"x21.3"x51.5"	647

MODEL	PART NO.	GPM	PSI	HP	MOTOR RPM	VOLT/ PH	AMPS	FUEL	BTU/HR	PUMP MODEL	DIMENSIONS (LXWXH)	SHIP WT (LBS)
1451P	1.109-196.0	4.0	3000	8.2	3450	208/1	39	LP	364,835	HM4035R.3	51.75"x21.3"x51.5"	695
1451N	1.109-197.0	4.0	3000	8.2	3450	208/1	39	NG	364,835	HM4035R.3	51.75"x21.3"x51.5"	695
1452P	1.109-198.0	4.0	3000	7.5	1725	208/3	24	LP	360,997	HM4035R.3	51.75"x21.3"x51.5"	692
1452N	1.109-199.0	4.0	3000	7.5	1725	208/3	24	NG	364,835	HM4035R.3	51.75"x21.3"x51.5"	692
1453P	1.109-200.0	4.0	3000	7.5	1725	230/1	34	LP	360,997	HM4035R.3	51.75"x21.3"x51.5"	724
1453N	1.109-201.0	4.0	3000	7.5	1725	230/1	34	NG	364,835	HM4035R.3	51.75"x21.3"x51.5"	724
1454P	1.109-202.0	4.0	3000	7.5	1725	230/3	24	LP	360,997	HM4035R.3	51.75"x21.3"x51.5"	690
1454N	1.109-203.0	4.0	3000	7.5	1725	230/3	24	NG	364,835	HM4035R.3	51.75"x21.3"x51.5"	690
1455P	1.109-204.0	4.0	3000	7.5	1725	460/3	12	LP	360,997	HM4035R.3	51.75"x21.3"x51.5"	690
1455N	1.109-205.0	4.0	3000	7.5	1725	460/3	12	NG	364,835	HM4035R.3	51.75"x21.3"x51.5"	690
1456P	1.109-206.0	4.0	3000	8.2	3450	575/3	10	LP	364,835	HM4035R.3	51.75"x21.3"x51.5"	690
1456N	1.109-207.0	4.0	3000	8.2	3450	575/3	10	NG	364,835	HM4035R.3	51.75"x21.3"x51.5"	690
1473P	1.109-208.0	5.0	3000	10	1725	230/1	42	LP	378,617	HM4035R.3	51.75"x21.3"x51.5"	722
1473N	1.109-209.0	5.0	3000	10	1725	230/1	42	NG	390,025	HM4035R.3	51.75"x21.3"x51.5"	722
1474P	1.109-210.0	5.0	3000	10	1770	230/3	29	LP	378,617	HM4035R.3	51.75"x21.3"x51.5"	699
1474N	1.109-211.0	5.0	3000	10	1770	230/3	29	NG	390,025	HM4035R.3	51.75"x21.3"x51.5"	699
1475P	1.109-212.0	5.0	3000	10	1725	208/3	34	LP	378,617	HM4035R.3	51.75"x21.3"x51.5"	698
1475N	1.109-213.0	5.0	3000	10	1725	208/3	34	NG	378,617	HM4035R.3	51.75"x21.3"x51.5"	698
1476P	1.109-219.0	5.0	3000	10	1725	460/3	17	LP	378,617	HM4035R.3	51.75"x21.3"x51.5"	699
1476N	1.109-220.0	5.0	3000	10	1725	460/3	17	NG	378,617	HM4035R.3	51.75"x21.3"x51.5"	699

* includes connectors and flue outlet

Accessibility and Flexibility Make the 900/1400 Series a Must-Have!





- Oil, Natural Gas or optional LP-Fired
- Remote-ready
- Stainless Steel Coil Skin
- Smart Relay Control provides control over run time, auto start/stop and shut down functionality

1800 SERIES

BELT DRIVE

The 1800 Series provides stationary cleaning with hot water indoors. The 7 models are electric-powered and natural gas, oil or optional LP gas-heated. The coil skin comes standard with stainless steel. The sleek cabinet has removable side and front panels, making it easy for routine scheduled maintenance and service. The Smart Relay allows the washer to be customized to individual needs, and is protected behind the front panel. All models are ETL safety certified and feature the Hotsy pump backed by a full 7-year limited warranty. All models come equipped with a 50' high-pressure hose, lance, nozzles and trigger gun.



MODEL	PART NO.	GPM	PSI	HP	VOLT/PH	AMPS	FUEL	BTU/HR	PUMP MODEL	DIMENSIONS (LXWXH)	SHIP WT (LBS)
1812SS	1.109-660.0	6.0	2500	10	230/1	42	NG	558,050	HX9536L.2	51"x31"x53.25"	1,020
1830SS	1.109-665.0	6.0	3000	15	230/3	40	Oil*	579,776	HX9536L.2	51"x31"x53.25"	1,020
1832SS	1.109-662.0	6.0	3000	15	230/3	38	NG	558,050	HX9536L.2	51"x31"x53.25"	1,020
1832SS-208	1.109-661.0	6.0	3000	15	208/3	41	NG	558,050	HX9536L.2	51"x31"x53.25"	1,020
1833SS	1.109-666.0	6.0	3000	15	460/3	21	Oil*	579,776	HX9536L.2	51"x31"x53.25"	1,020
1835SS	1.109-663.0	6.0	3000	15	460/3	19	NG	558,050	HX9536L.2	51"x31"x53.25"	1,020
1836SS	1.109-664.0	6.0	3000	15	575/3	16	NG	558,050	HX9536L.2	51"x31"x53.25"	1,020

*Oil-fired models are not supplied with a fuel tank

OPTIONS	
PART NO.	DESCRIPTION
8.916-989.0	Remote Station (image 1 below)
8.916-988.0	Soap Solenoid and Switch
8.749-806.0	10" Power Dampener
8.749-807.0	Power Dampener Wiring Harness
9.801-040.0	10" Natural Gas- or LP Gas-Fired Draft Diverter
8.933-666.0	Hot Top, kit, fits 8" and 10" openings on vertical stacks

OPTIONS		
PART NO.	DESCRIPTION	LIST PRICE
9.803-452.0	Water Inlet Solenoid	
8.924-814.0	R-Con Wireless Remote Kit (1 remote /1 receiver) (image 2 below)	
8.925-072.0	R-Con Wireless Remote Kit (2 remotes/1 receiver)	
8.924-878.0	Wall Mount Remote Bracket for R-Con (image 3 below)	
8.756-329.0*	Replacement Remote (transmitter only)	
8.903-074.0	LP Conversion Kit	



Field Installed Factory Installed

* Please Note: R-Con Wireless Remote comes from vendor, is custom made to order and is not universal. When ordering, please contact customer service to supply the serial number off the transmitter you have along with the channel number, so we can pass along that information to the vendor.

See PAGE 37 for other configured options thru the SPECIALS DEPARTMENT.

- Oil, Natural Gas or optional LP-Fired
- Remote-ready
- Stainless Steel Coil Skin
- Smart Relay Control provides control over run time, auto start/stop and shut down functionality

5700/5800 SERIES

BELT DRIVE

The 5700 and 5800 Series produces a powerful punch and is ideal for wash bay installations. With its 20 HP motor driving the incomparable Hotsy Triplex Pump and a vertical banded belt, the 5700 and 5800 Series delivers cleaning power up to 9.5 GPM and 3000 PSI. Has a sleek cabinet with removable panels for easy access for maintenance. A removable control panel provides access to the adjustable temperature control and the Smart Relay for secured control of operating positions. Remote ready for wash bay installations. All models are ETL safety certified and feature the Hotsy pump backed by a full 7-year limited warranty. All models come equipped with a 50' high-pressure hose, lance, nozzles and trigger gun.



MODEL	PART NO.	GPM	PSI	HP	VOLT/PH	AMPS	FUEL	BTU/HR	PUMP MODEL	HOSE (FT)	DIMENSIONS (LXWXH)	SHIP WT (LBS)
5730SS	1.109-658.0	8.0	3000	20	230/3	44	Oil*	768,000	HX9536L.2	50	51"x31"x63.4"	1,471
5732SS-208	1.109-654.0	8.0	3000	20	208/3	55	NG	720,450	HX9536L.2	50	51"x31"x63.4"	1,471
5732SS	1.109-655.0	8.0	3000	20	230/3	42	NG	720,450	HX9536L.2	50	51"x31"x63.4"	1,471
5733SS	1.109-659.0	8.0	3000	20	460/3	23	Oil*	768,000	HX9536L.2	50	51"x31"x63.4"	1,471
5735SS	1.109-656.0	8.0	3000	20	460/3	21	NG	720,450	HX9536L.2	50	51"x31"x63.4"	1,471
5736SS	1.109-657.0	8.0	3000	20	575/3	16	NG	720,450	HX9536L.2	50	51"x31"x63.4"	1,471
5832SS	1.109-651.0	9.5	2500	20	230/3	42	NG	939,890	HX1036L.2	50	51"x31"x63.4"	1,471
5832SS-208	1.109-650.0	9.5	2500	20	208/3	48	NG	939,890	HX1036L.2	50	51"x31"x63.4"	1,471
5835SS	1.109-652.0	9.5	2500	20	460/3	21	NG	939,890	HX1036L.2	50	51"x31"x63.4"	1,461
5836SS	1.109-653.0	9.5	2500	20	575/3	16	NG	939,890	HX1036L.2	50	51"x31"x63.4"	1,471

*Oil-fired models are not supplied with a fuel tank

OPTIONS	
PART NO.	DESCRIPTION
8.753-171.0	12" Power Dampener
8.749-807.0	Power Dampener Wiring Harness
9.803-452.0	Water Inlet Solenoid
8.916-989.0	Remote Station (image 1 below)
8.916-988.0	Soap Solenoid and Switch
8.717-730.0	12" Natural Gas- or LP Gas-Fired Draft Diverter
8.933-666.0	Hot Top, kit, fits 8" & 10" openings on vertical stacks

OPTIONS		
PART NO.	DESCRIPTION	LIST PRICE
8.924-814.0	R-Con Wireless Remote Kit (1 remote/1 receiver) (image 2 below)	
8.925-072.0	R-Con Wireless Remote Kit (2 remotes/1 receiver)	
8.924-878.0	Wall Mount Remote Bracket for R-Con (image 3 below)	
8.756-329.0	Replacement Remote (transmitter only)	
8.916-916.0	LP Conversion Kit, 5700	
8.916-915.0	LP Conversion Kit, 5800	

▶ Field Installed ▶ Factory Installed



• **Please Note: R-Con Wireless Remote** comes from vendor, is custom made to order and is not universal. When ordering, please contact customer service to supply the serial number off the transmitter you have along with the channel number, so we can pass along that information to the vendor.

See PAGE 37 for other configured options thru the SPECIALS DEPARTMENT.




- Oil-Fired
- 12 Volt DC
- Stainless Steel Coil Skin
- 1 Battery-less Models
- 5 Electric-Start Models
- Flat-Free Tires for Easy Handling

GAS ENGINE ROLL CAGE SERIES

DIRECT DRIVE **BELT DRIVE**

The Gas Engine Series consists of the most compact and portable hot water pressure washers on the market. Powered by reliable gasoline engines, all you need is water and you can clean anywhere anytime. The five models offer a broad range of cleaning power, from 2.7 to 4.0 GPM and from 2400 to 3500 PSI. All models are ETL safety certified and feature the Hotsy pump backed by a full 7-year limited warranty. All models come equipped with a 50' high-pressure hose, lance, nozzles and trigger gun.



965SS

1075BE Compact



1075SSE



DIRECT DRIVE MODELS

MODEL	PART NO.	GPM	PSI	ENGINE/MODEL	CCs	BURNER	BTU/HR	PUMP MODEL	PORT-ABILITY	DIMENSIONS (LXWXH)	SHIP WT (LBS)
871SS*	1.110-014.0	2.7	2400	Honda GX200	196	12V DC	248,500	HPP3035G	Std	43"x27"x39"	410
965SS CAL†	1.110-090.0	3.0	3000	Vanguard 400	408	12V DC	248,500	HPP3035G.1	Std	47"x31"x41"	445
1065SSE CAL†	1.110-089.0	3.5	3000	Vanguard 400	408	12V DC	309,900	HS3540G.3	Std	47"x31"x45"	510
1075SSE†	1.110-012.0	4.0	3500	Honda GX390	389	12V DC	309,900	HS4040G.3	Std	47"x31"x45"	520
1075SSE CAL†	1.110-080.0	4.0	3500	Vanguard 400	408	12V DC	309,900	HS4040G.3	Std	47"x31"x45"	520

BELT DRIVE MODELS

1075BE Compact†	1.110-088.0	4.0	3500	Vanguard 400	408	12V DC	309,900	HM4035R.3	Std	47"x31"x45"	520
1075BE Compact†	1.110-099.0	4.0	3500	Honda GX390	389	12V DC	309,900	HM4035R.3	Std	47"x31"x45"	520

*Battery not required
 † 12V battery required, but not supplied

WARNING: This product can expose you to chemicals including Lead and Diisononyl Phthalate, which are known to the State of California to cause cancer, birth defects or other reproductive harm. For more information go to www.P65Warnings.ca.gov.

- Oil-Fired
- 12 Volt DC
- 4 Electric-Start Models

GAS ENGINE SERIES

BELT DRIVE

The belt drive versions of the Gas Engine Series provide versatility with the roll cage design. Designed to fit the needs of the end-user, this versatile hot water washer converts easily to a skid unit, portable with wheels or a wheel/caster kit, or can be mounted on a trailer. Powered by reliable gasoline engines, the four models offer a broad range of cleaning power, from 4.0 to 4.6 GPM and from 3500 PSI. All models are ETL safety certified and feature the Hotsy pump backed by a full 7-year limited warranty. All models come equipped with a 50' high-pressure hose, lance, nozzles and trigger gun.



1075BE
(shown with optional
caster wheel kit)



1080BE (shown with optional stainless
steel coil wrap and skid rails)



MODEL	PART NO.	GPM	PSI	ENGINE MODEL	CCs	BURNER	BTU/HR	PUMP MODEL	PORTABILITY	DIMENSIONS (LXWXH)	SHIP WT (LBS)
1075BE†	1.110-566.0	4.0	3500	Honda GX390	389	12V DC	385,800	HM4035L.3	Optional	42"x27.5"x39"	625
1075BE CAL†	1.110-082.0	4.0	3500	Vanguard 400	408	12V DC	385,800	HM4035L.3	Optional	42"x27.5"x39"	625
1080BE†	1.110-567.0	4.6	3500	Vanguard 18	570	12V DC	385,800	HM4035L.3	Optional	42"x27.5"x39"	665
1080BEK†	1.110-094.0	4.6	3500	LC2V80F-D	764	12V DC	385,800	HM4035L.3	Optional	42"x27.5"x39"	665

† 12V battery required, but not supplied
E = Electric-start engine
B = Belt Drive

OPTIONS	
PART NO.	DESCRIPTION
8.916-172.0	Float Tank Kit (includes high pressure detergent kit) ▶
8.931-259.0	Skid Rail Kit - adds 3.875" to height ▶
8.931-260.0	Caster Kit - 2 casters / 2 wheels - adds 7.5" to height ▶
8.931-261.0	Flat-free Tire Kit with Handle Bar - adds 10" to width, 6" to height ▶
8.916-175.0	High Pressure Detergent (to be used with a remote water tank) ▶
8.915-274.0	Stainless Steel Coil Wrap ▶
8.933-666.0	Hot Top, kit, fits 8" and 10" openings on vertical stacks ▶

▶ Field Installed ▶ Factory Installed

See PAGE 38 for other configured options thru the SPECIALS DEPARTMENT.

WARNING: This product can expose you to chemicals including Lead and Diisononyl Phthalate, which are known to the State of California to cause cancer, birth defects or other reproductive harm. For more information go to www.P65Warnings.ca.gov.



- Gas/Diesel-Powered
- Oil-Fired
- Stainless Steel Coil Skin
- All Models Electric Start

1200 SERIES

BELT DRIVE

The 1200 Series delivers some serious on-site, hot water cleaning capability of up to 8 GPM and 4000 PSI. Rugged gasoline engines all have electric start. Eleven models come with a 2400W generator. The self-contained cleaning units are built to hold up under the toughest of conditions. All models are ETL safety certified and feature the Hotsy pump backed by a full 7-year limited warranty. All models come equipped with a 50' high-pressure hose, lance, nozzles and trigger gun.



POWERED BY
KÄRCHER



POWERED by
HONDA VANGUARD

MODEL	PART NO.	GPM	PSI	ENGINE MODEL	FUEL	CCS	BURNER	BTU/HR	PUMP MODEL	DIMENSIONS (LXWXH)	SHIP WT (LBS)	LIST PRICE
1260SS	1.110-533.0	4.7	3500	Briggs VAN 18	Gas	570	12V DC	414,318	HM4035R.3	45"x33"x52"	745	
1260SSK	1.110-091.0	4.7	3500	LC2V80F-D	Gas	764	12V DC	414,318	HM4035R.3	45"x33"x52"	755	
1260SSG*	1.110-535.0	4.7	3500	Briggs VAN 18	Gas	570	120V AC	414,318	HM4035R.3	45"x33"x52"	830	
1260SSGK*	1.110-093.0	4.7	3500	LC2V80F-D	Gas	764	120V AC	414,318	HM4035R.3	45"x33"x52"	840	
1270SS	1.110-557.0	4.5	4000	Honda GX630	Gas	688	12V DC	414,318	HX5843R.2	45"x33"x52"	855	
1270SSK	1.110-092.0	4.5	4000	LC2V80F-D	Gas	764	12V DC	414,318	HX5843R.2	45"x33"x52"	865	
1270SSG*	1.110-536.0	4.5	4000	Honda GX630	Gas	688	120V AC	414,318	HX5843R.2	45"x33"x52"	870	
1270SSGK*	1.110-107.0	4.5	4000	LC2V80F-D	Gas	764	120V AC	414,318	HX5843R.2	45"x33"x52"	880	
1270SSG-PR*	1.110-079.0	4.5	4000	Honda GX630	Gas	688	12V DC	414,318	HX5843R.2	45"x33"x52"	870	
1280SS	1.110-558.0	5.1	3500	Honda GX630	Gas	688	12V DC	414,318	HX8043R.2	45"x33"x52"	760	
1280SSK	1.110-108.0	5.1	3500	LC2V80F-D	Gas	764	12V DC	414,318	HX8043R.2	45"x33"x52"	770	
1280SSG*	1.110-537.0	5.1	3500	Honda GX630	Gas	688	120V AC	414,318	HX8043R.2	45"x33"x52"	750	
1280SSGK*	1.110-109.0	5.1	3500	LC2V80F-D	Gas	764	120V AC	414,318	HX8043R.2	45"x33"x52"	760	
1290SS	1.110-538.0	5.6	3000	Honda GX630	Gas	688	12V DC	456,344	HX8043R.2	45"x33"x52"	744	
1290SSK	1.110-110.0	5.6	3000	LC2V80F-D	Gas	764	12V DC	456,344	HX8043R.2	45"x33"x52"	754	
1290SSG*	1.110-539.0	5.6	3000	Honda GX630	Gas	688	120V AC	456,344	HX8043R.2	45"x33"x52"	905	
1290SSGK*	1.110-111.0	5.6	3000	LC2V80F-D	Gas	764	120V AC	456,344	HX8043R.2	45"x33"x52"	915	
1291SS	1.110-075.0	8.0	3000	Honda GX690	Gas	688	12V DC	407,826	HX9536R.2	45"x33"x52"	760	
1291SSK	1.110-112.0	8.0	3000	LC2V80F-D	Gas	764	12V DC	407,826	HX9536R.2	45"x33"x52"	770	
1291SSG*	1.110-076.0	8.0	3000	Honda GX690	Gas	688	120V AC	407,826	HX9536R.2	45"x33"x52"	920	
1291SSGK*	1.110-113.0	8.0	3000	LC2V80F-D	Gas	764	120V AC	407,826	HX9536R.2	45"x33"x52"	930	
1265SSD	1.110-073.0	4.7	3500	Kubota Z602-E4B	Diesel	599	12V DC	414,318	HM4035R.3	45"x33"x52"	795	
1265SSDS**	1.110-074.0	4.7	3500	Kubota Z602-E4B	Diesel	599	12V DC	414,318	HM4035R.3	45"x33"x52"	795	

* Models include a 2400W generator / **Models include a stainless steel frame / 12V battery required for all models, but not supplied

OPTIONS	
PART NO.	DESCRIPTION
8.903-025.0	Portage Kit (all models) ▶
8.933-666.0	Hot Top, kit, fits 8" and 10" openings on vertical stacks ▶

▶ Field Installed ▶ Factory Installed

See PAGE 39 for other configured options thru the SPECIALS DEPARTMENT.

WARNING: This product can expose you to chemicals including Lead and Diisononyl Phthalate, which are known to the State of California to cause cancer, birth defects or other reproductive harm. For more information go to www.P65Warnings.ca.gov.

- Diesel-Powered
- Diesel-Fired
- Stainless Steel Coil Skin
- All Models Electric Start

HSS & HSDS SUPERSKID SERIES

BELT DRIVE

The Super Skid HSS Series is by far, the largest and most powerful of Hotsy's hot water pressure washers. The Super Duty HSDS models feature a Hawk pump with lower RPM for long lasting durability; there's literally nothing else on the market as robust, big & powerful. HSS models come standard with the reliable Hotsy triplex belt-driven high-pressure pump. Triple banded belt for more efficient power transmission. Models are powered by a 16 & 24 HP Kubota engines with electric start and all feature a 3/4-inch foil-backed insulated Schedule 80 heating coil with stainless steel skin and 5-year warranty. Two fuel tanks for longer operation, a high-efficiency Wayne burner and optional dual gun kit allows two users at one time. All models are ETL safety certified and feature the Hotsy pump backed by a full 7-year limited warranty. All models come equipped with a 50' high-pressure hose, lance, nozzles and trigger gun.



MODEL	PART NO.	GPM	PSI	ENGINE MODEL	CCs	BURNER	BTU/HR	PUMP MODEL	HOSE	DIMENSIONS (LXWXH)	SHIP WT (LBS)
HSS-503069E	1.110-604.0	5.0	3000	Kubota Z602-E4B	599	12V DC	465,000	HX5843R.2	50'-3/8"	73"x37"x64"	1305
HSS-653569E	1.110-605.0	6.5	3500	Kubota D1105-E4B	1123	12V DC	565,000	HX8043R.2	50'-3/8"	73"x37"x64"	1710
HSS-803069E	1.110-606.0	8.0	3000	Kubota D1105-E4B	1123	12V DC	635,000	HX9536R.2	50'-1/2"	73"x37"x64"	1715
HSS-952569E	1.110-607.0	9.5	2500	Kubota D1105-E4B	1123	12V DC	780,000	HX1036R.2	50'-1/2"	73"x37"x64"	1715

12V battery is required for all models, but is not supplied.

SUPER DUTY MODELS:

MODEL	PART NO.	GPM	PSI	ENGINE MODEL	CCs	BURNER	BTU/HR	PUMP MODEL	HOSE	DIMENSIONS (LXWXH)	SHIP WT (LBS)
HSDS-503069E	1.110-616.0	5.0	3000	Kubota Z602-E4B	599	12V DC	465,000	HHP2750R	50'-3/8"	73"x37"x64"	1610
HSDS-653569E	1.110-617.0	6.5	3500	Kubota D1105-E4B	1123	12V DC	565,000	HHP3650R	50'-3/8"	73"x37"x64"	2005
HSDS-803069E	1.110-618.0	8.0	3000	Kubota D1105-E4B	1123	12V DC	635,000	HFR40FR	50'-1/2"	73"x37"x64"	2015
HSDS-952569E	1.110-619.0	9.5	2500	Kubota D1105-E4B	1123	12V DC	780,000	HFR60FR	50'-1/2"	73"x37"x64"	2020

12V battery is required for all models, but is not supplied.

OPTIONS

PART NO.	DESCRIPTION
8.923-164.0	Dual Gun Kit - includes necessary fittings, extra hose gun and wand
8.923-125.0	Steam Kit - includes necessary fittings and panel mount control valve
8.923-124.0	Float Tank Kit - includes float tank, necessary fittings and panel mount detergent metering valve
8.933-666.0	Hot Top, kit, fits 8" and 10" openings on vertical stacks

▶ Field Installed ▶ Factory Installed



Pump size comparison:
The HFR and HHP pumps from Leuco used in the Super Duty models dwarf the standard HX.

WARNING: This product can expose you to chemicals including Lead and Diisononyl Phthalate, which are known to the State of California to cause cancer, birth defects or other reproductive harm. For more information go to www.P65Warnings.ca.gov.



- All-Electric
- Hotsy Belt-drive Pump
- Auto Start/Stop

HWE SERIES ALL-ELECTRIC

BELT DRIVE

The HWE Series is powered and heated by electricity, making it ideal for indoor use. It's a quiet machine with no fumes, making it ideal for food service and in-plant cleaning. Water is heated in a stainless steel heating coil, immersed in a tank of water solution, allowing for instant hot water once you pull the trigger. The heating elements do not come in contact with the pressurized water, which results in less maintenance and minimizes scale build up. All models are ETL safety certified and feature the Hotsy pump backed by a full 7-year limited warranty. All models come equipped with a 50' high-pressure hose, insulated variable pressure wand, nozzles and trigger gun.



MODEL	PART NO.	GPM	PSI	HP	MOTOR	AMPS	VOLT/PH	KvA HOUR	BTU/HR	PUMP MODEL	DIMENSIONS (LXWXH)	SHIP WT (LBS)
HWE-402009C	1.109-646.0	4.0	2000	6.2	Baldor	55	460/3	40.5	138,308	HM4030R.3	34"x25"x52"	620
HWE-403009C	1.109-647.0	3.5	3000	7.5	WEG	59	460/3	40.5	138,308	HM4030R.3	34"x25"x52"	640
HWE-402009F	1.109-958.0	3.5	2000	5	Baldor	46	575/3	40.5	138,308	HM4030R.3	34"x25"x52"	620
HWE-403009F	1.109-959.0	3.5	3000	7.5	Baldor	49	575/3	40.5	138,308	HM4030R.3	34"x25"x52"	640

OPTIONS

PART NO.	DESCRIPTION
8.925-520.0	Option, Time Delay Shut Down*

▶ Field Installed ▶ Factory Installed

See PAGE 38 for stainless steel and other configured options thru the Specials Dept. 575V/3PH models only available as base unit through standard production. If adding options, go through SPECIALS DEPARTMENT.

- Diesel
- Kerosene
- Home Heating Oil
- Natural Gas
- LP Gas (optional)

9400 SERIES

The 9400 Series heating modules offer the flexibility to “convert” a cold water pressure washer into a hot water unit. By attaching the heating module to a cold water pressure washer the pressurized water is now heated to produce all the benefits of hot water cleaning. The four models use fuel oil, diesel or natural gas to heat the water using Hotsy’s high-efficiency, vertical heating coil. All models are ETL safety certified and come equipped with a flow switch to control the burner.



Model 9462



Model 9452



MODEL	PART NO.	PSI (MAX)	GPM (MAX)	GPM (MIN)	VOLT/PH	BTU/HOUR	AMP	FUEL	DIMENSIONS (LXWXH)	SHIP WT (LBS)
9450	1.103-905.0	3200	10	6	115/1	700,000	8	Oil-Fired	32.5"x25"x50.5"	525
9452	1.103-906.0	3200	10	6	115/1	540,000	1	Natural-Gas-Fired	32.5"x25"x50.5"	500
9460	1.103-907.0	3200	10	6	115/1	920,000	8	Oil-Fired	40.5"x32"x65"	920
9462	1.103-908.0	3200	10	6	115/1	920,000	1	Natural-Gas-Fired	40.5"x32"x65"	935

OPTIONS	
PART NO.	DESCRIPTION
9.801-040.0	10" Natural Gas-Fired Draft Diverter for Model 9452
8.717-730.0	12" Natural Gas-Fired Draft Diverter for Model 9462
8.749-806.0	10" Power Dampener
8.753-171.0	12" Power Dampener
8.749-807.0	Power Dampener Wiring Harness
8.704-659.0	Hotsy Logo Label, 5" x 11"
8.903-076.0	Natural-Gas to LP Conversion for Model 9452
8.903-075.0	Natural-Gas to LP Conversion for Model 9462
8.933-666.0	Hot Top, kit, fits 8" and 10" openings on vertical stacks

▶ Field Installed ▶ Factory Installed

See PAGE 41 for other configured options thru the SPECIALS DEPARTMENT.




- 200 Gallon Water Tank
- Single Axle Rated to 3500 lbs.
- Optional Rock Guard with Wand Holder
- Saddle Boxes
- Choose Your Pressure Washer Model

HOTSY TR-3500 TRAILER SYSTEM

The TR-3500 is Hotsy's affordable trailer solution that provides mobile cleaning anywhere. Axle assembly with leaf-spring suspension is rated at 3,500 lbs. The 200 gallon water tank features a float valve and 7-inch access port. Axle with electric brakes and break-away kit is the standard configuration.

Select a trailer and add one of these pressure washer models:

- 1075BE
- 1080BE
- 1200 Series



Optional Hose Reel and Mounting Kit



Side Saddle Tool Box



MODEL	PART NO.	DIMENSIONS (LXWXH)	WEIGHT (LBS)	SHIPPING WEIGHT (LBS)	
HOTSY TR-3500	1.103-847.0	136"x66"x52"	543	1043 (does not include pressure washer)	(trailer only)

GVWR	WATER TANK CAPACITY	GAWR	WHEELS	JACK	JACK CAPACITY	BALL COUPLER	SAFETY CHAINS	LIGHTING
3500 lbs	200 gal	Single 3500 lbs	15" White Spoke Wheels ST205/75D15 Tires	Swivel Wheel w/ Caster Foot	1000 lbs	2"	Dual 5/16"	Recessed Lights are DOT Approved

OPTIONS	
PART NO.	DESCRIPTION
8.933-666.0	Hot Top, kit, fits 8" and 10" openings on vertical stacks
8.931-496.0	Brakes, Hydraulic
8.917-554.0	100 ft High Pressure Hose Reel
8.917-555.0	100 ft Low Pressure Hose Reel
8.931-506.0	Rock Guard with Wand Holder

OPTIONS	
PART NO.	DESCRIPTION
8.924-493.0	2-5/16" Ball Hitch Coupler (adjustable height)
8.924-368.0	3" Lunette Eye Coupler
8.904-051.0	Battery Installed on Pressure Washer
8.917-290.0	Assembly Mounting (for 1200 Series)*
8.917-291.0	Assembly Mounting (for 1075BE and 1080BE Models)*

Field Installed Factory Installed

*Required when purchasing a pressure washer and trailer package. Not available for trailer-only purchase.

WARNING: This product can expose you to chemicals including Lead and Diisononyl Phthalate, which are known to the State of California to cause cancer, birth defects or other reproductive harm. For more information go to www.P65Warnings.ca.gov.

- Honda GX 390 or Vanguard 400 engine and electric start with manual start backup
- Adjustable thermostat for water temperature regulation
- 8 gallon diesel fuel tank
- Lift handle and swing away tongue for easier hook up of the trailer and storage
- EASY!Force gun with cruise control like technology - uses its own recoil force to hold the trigger down - so, no more sore hands after hours of use

TULE SERIES

HDS 3.5/40 GE MT

Ready to pick up and go at a moments notice, Kärcher's Tule Series HDS 3.5/40 Ge MT hot water pressure washer trailer provides the necessary cleaning power on virtually any job site which has a water source. Simply unhitch the Tule Series HDS 3.5/40 Ge MT and take the cleaning power where you need it most. The Tule Series trailer features a reliable Honda or Vanguard engine, 8 gallon diesel fuel tank, electric start with manual start backup and much more.
 U.S. Design Patent No. 9,724,734 B2



Shown with optional hose reel



TECHNICAL DATA

MODEL	PART NO.	GPM	PSI	DRIVE	ENGINE	START	PUMP	SHIP WEIGHT (LBS)	SHIP DIMENSIONS (L X W X H) INCHES
HDS 3.5/40 Ge MT*	1.103-844.0	3.5	4000	Direct	Honda GX390	Electric	KS40400G.3	750	100 x 45 x 75
HDS 3.5/40 Ge VMT	1.110-118.0	3.5	4000	Direct	Vanguard 400	Electric	KS40400G.3	750	100 x 45 x 75

ACCESSORIES

PART NO.	DESCRIPTION
■ 8.756-481.0 ■	EASY!Force trigger gun (North American Model) - zero force required. Standard 1/4" connection for wand, 3/8" connection for hose.
■ 8.756-797.0	3-5 GPM Chemical Injector Kit
■ 8.754-990.0	12V Battery (required for hot water operation)
■ 8.711-293.0	Zinc plated variable pressure lance
■ 8.925-182.0	50', 3/8" hose, double-wire at 6000 PSI

OPTIONS

PART NO.	DESCRIPTION
<input type="checkbox"/> 8.924-367.0	2-5/16" Ball Coupler
<input type="checkbox"/> 8.924-667.0	Lifting Kit
<input type="checkbox"/> 8.924-370.0	LED Lights
<input type="checkbox"/> 8.924-700.0	2-inch Collar Lock Coupler
<input type="checkbox"/> 8.924-368.0	3" Lunette coupler

OPTIONS

PART NO.	DESCRIPTION
<input type="checkbox"/> 8.750-682.0	Hose Reel Fixed 100', 5000 PSI, 3250 F, equipped for 3/8" hose
<input type="checkbox"/> 8.925-255.0	Hose Reel Bracket (Mount Kit)

▶ Field Installed ▶ Factory Installed

■ Included □ Optional ■ Please Note: NOT compatible with EASY!Lock

WARNING: This product can expose you to chemicals including Lead and Diisononyl Phthalate, which are known to the State of California to cause cancer, birth defects or other reproductive harm. For more information go to www.P65Warnings.ca.gov.



POWER INNOVATION FOR PRESSURE WASHERS

CLEANWAVE

Unleash the power, without the cord.

CleanWave rides the wave of innovation to propel us towards a cleaner, greener future with zero emissions. Kärcher, the global leader in cleaning equipment, introduces a battery-powered professional cold water pressure washer to usher in a new era of efficiency and flexibility. The innovative CleanWave provides a cordless solution to tackle heavy-duty cleaning with an unrivaled runtime of up to 4 hours.

The Deluxe model features auto start/stop, pump protection and ECO mode operation. CleanWave delivers robust cleaning performance without compromise.



SEE THE CLEANWAVE IN ACTION!



FEATURES

- ECO mode extends battery life up to 240 minutes
- Steel lifting bars and forklift compatible frame
- Charge time from flat to full in 8 hours
- Direct drive triplex crankshaft pump
- CleanWave Deluxe's lithium battery requires zero maintenance, providing 3,000 charge cycles. CleanWave Classic's AGM battery is non-gassing, non-spillable, and maintenance-free.
- EASY!Force gun with cruise control like technology - uses its own recoil force to hold the trigger down - so, no more sore hands after hours of use

EQUIPMENT/TECHNICAL DATA

MODEL	PART NO.	GPM	PSI	BATTERY	VOLTS	MAX RUNTIME (MINS)	FULL CHARGE CYCLE (HRS)	DIMENSIONS (LXWXH)	PUMP	SHIP WT (LBS)
HD 3.5/40 Bp CleanWave Deluxe	1.106-612.0	3.5/2.0	4000/2000	Lithium	72	90/240	10	58 x 40 x 38	Direct	770

MODEL	PART NO.	AXLE	WATER TANK	GVWR (LBS.)	SHIP WT (LBS)
CleanWave Trailer					
3500E-HD 3.5/40 Bp Dx	1.103-859.0	Single	200 Gal	3500	1072

ECO Mode * Contact factory for final price. Model not available in Canada.

REPLACEMENT PARTS

ORDER NO.	DESCRIPTION
■ 4.775-054.0 ■	EASY!Force trigger gun (German model) - zero force required.
■ 9.802-219.0 ■	33" Spray Lance
■ 8.925-130.0 ■	33' High-pressure Hose
□ 8.933-337.0	Clean Wave Hose Reel

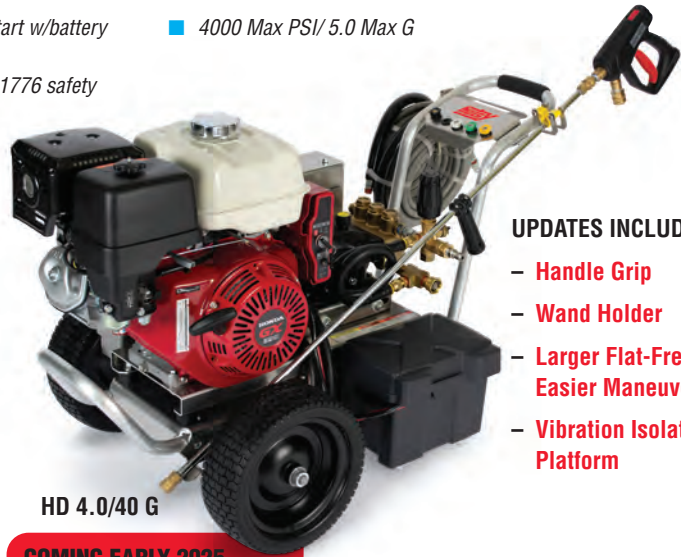
■ Included □ Optional ■ Compatible with EASY!Lock *Contact factory for final price

- Modular design converts to skid
- Recoil or Electric Start w/battery
- 4000 Max PSI/ 5.0 Max G
- VRT3 unloader with bypass loop
- Aluminum Frame
- Honda GX Engine
- ETL certified to UL-1776 safety standards
- Downstream chemical injection

HD GAS PLUS SERIES

DIRECT DRIVE **BELT DRIVE**

The Hotsy HD Series has been redesigned for 2025. The hard working modular cold water pressure washers with their corrosion resistant frames now come with improved maneuverability, vibration isolation, ergonomic handle grips, and advanced pump options on both the Direct Drive and Belt versions. All new machines come with Honda engines, Hotsy pumps backed by a full 7-year limited warranty, a 50' non-marking high pressure hose, lance, nozzles, and trigger gun. All models are ETL safety certified.



HD 4.0/40 G

COMING EARLY 2025

UPDATES INCLUDE:

- **Handle Grip**
- **Wand Holder**
- **Larger Flat-Free Tires for Easier Maneuverability**
- **Vibration Isolation Power Platform**



POWERED by **HONDA**

These models come unbranded; please order Hotsy logo decal (see options). Free with purchase.

MODEL	PART NO.	GPM	PSI	ENGINE MODEL	CCs	ELEC. START*	PUMP MODEL	DRIVE	SHIP WT (LBS)
HD 3.0/27 G		3	2700	GX200	196	No	HOTSY LPP2535	Direct	145
HD 3.5/35 G		3.5	3500	GX270	270	No	HOTSY LPP3035	Direct	166
HD 4.0/40 G		4	4000	GX390	389	No	HOTSY LS4040	Direct	185
HD 4.0/40 Ge		4	4000	GX390 E/S	389	Yes	HOTSY LS4040	Direct	208
HD 3.0/27 G AR		3	2700	GX200	196	No	AR RCV3G27D-F7	Direct	180
HD 3.5/35 G AR		3.5	3500	GX270	270	No	AR RRV3G36D	Direct	213
HD 4.0/40 G AR		4	4000	GX390	389	No	AR RRV4G40HD-F24	Direct	228
HD 4.0/40 Ge AR		4	4000	GX390 E/S	389	Yes	AR RRV4G40HD-F24	Direct	251
HD 3.0/27 G GP		3	2700	GX200	196	No	GP EP1506G6	Direct	228
HD 3.5/35 G GP		3.5	3500	GX270	270	No	GP EP1309G8	Direct	251
HD 4.0/40 G GP		4	4000	GX390	389	No	GP EP1313G8	Direct	138
HD 4.0/40 Ge GP		4	4000	GX390 E/S	389	Yes	GP EP1313G8	Direct	166
HD 3.0/27 GB		3	2700	GX200	196	No	HOTSY LBP3030R	Belt	181
HD 3.5/35 GB		3.5	3500	GX270	270	No	HOTSY LPP3035G1	Belt	204
HD 4.0/40 GB		4	4000	GX390	389	No	HOTSY LM3840R.3	Belt	179
HD 4.0/40 GeB		4	4000	GX390 E/S	389	Yes	HOTSY LM3840R.3	Belt	208
HD 5.0/30 GB		5	3000	GX390	389	No	HOTSY LM4035R.3	Belt	223
HD 5.0/30 GeB		5	3000	GX390 E/S	389	Yes	HOTSY LM4035R.3	Belt	245
HD 3.0/27 GB AR		3	2700	GX200	196	No	AR RRA35G30N	Belt	223
HD 3.5/35 GB AR		3.5	3500	GX270	270	No	AR RRA4G40N	Belt	245
HD 4.0/40 GB AR		4	4000	GX390	389	No	AR RRA4G40N	Belt	143
HD 4.0/40 GeB AR		4	4000	GX390 E/S	389	Yes	AR RRA4G40N	Belt	164
HD 5.0/30 GB AR		5	3000	GX390	389	No	AR RRA55G30N	Belt	178
HD 5.0/30 GeB AR		5	3000	GX390 E/S	389	Yes	AR RRA55G30N	Belt	201
HD 3.0/27 GB GP		3	2700	GX200	196	No	GP EP1513S17	Belt	183
HD 3.5/35 GB GP		3.5	3500	GX270	270	No	GP ES2010S	Belt	212
HD 4.0/40 GB GP		4	4000	GX390	389	No	GP ES2010S	Belt	227
HD 4.0/40 GeB GP		4	4000	GX390 E/S	389	Yes	GP ES2010S	Belt	249
HD 5.0/30 GB GP		5	3000	GX390	389	No	GP ES2013S	Belt	227
HD 5.0/30 GeB GP		5	3000	GX390 E/S	389	Yes	GP ES2013S	Belt	249

WARNING: This product can expose you to chemicals including Lead and Diisononyl Phthalate, which are known to the State of California to cause cancer, birth defects or other reproductive harm. For more information go to www.P65Warnings.ca.gov.

Model Dimensions: 45.2 x 25.3 x 29.9
*Battery included on electric start models.



HD GAS SERIES

Available while supplies last

POWERED by HONDA

VANGUARD



MODEL	PART NO.	GPM	PSI	ENGINE MODEL	CCs	START	PUMP MODEL	DRIVE	DIMENSIONS (LXWXH)	SHIP WT (LBS)
HD 3.0/27 G	9.807-711.0	3.0	2700	Honda GX200	196	Recoil	LP3035G	Direct	41"x22"x24"	112
HD 3.5/35 G	9.807-712.0	3.5	3500	Honda GX270	270	Recoil	LP3535G.1	Direct	41"x22"x24"	130
HD 4.0/40 G	9.807-713.0	4.0	4000	Honda GX390	389	Recoil	LPP3535G.1	Direct	43"x26"x27"	149
HD 4.0/40 Ge*	9.807-714.0	4.0	4000	Honda GX390	389	Electric	LPP3535G.1	Direct	43"x26"x27"	158
HD 3.0/27 GB	9.807-715.0	3.0	2700	Honda GX200	196	Recoil	LBP3035R	Belt	41"x22"x24"	123
HD 3.5/35 GB	9.807-716.0	3.5	3500	Honda GX270	270	Recoil	LM3540R.3	Belt	41"x22"x24"	156
HD 4.0/40 GB	9.807-717.0	4.0	4000	Honda GX390	389	Recoil	LM3840R.3	Belt	43"x26"x27"	160
HD 4.0/40 GeB*	9.807-718.0	4.0	4000	Honda GX390	389	Electric	LM3840R.3	Belt	43"x26"x27"	196
HD 5.0/30 GB	9.808-251.0	5.0	3000	Honda GX390	389	Recoil	LM4035.R3	Belt	43"x26"x27"	160
HD 5.0/30 GeB*	9.808-387.0	5.0	3000	Honda GX390	389	Electric	LM4035.R3	Belt	43"x26"x27"	160
HD 5.0/30 GeB-CAL*	9.808-390.0	5.0	3000	Vanguard 400	408	Electric	LM4035.R3	Belt	43"x26"x27"	160
HD 3.5/35 G	1.107-421.0	3.5	3500	Vanguard 300	305	Recoil	LP3535G.1	Direct	41"x22"x24"	130
HD 3.5/35 GB	1.107-422.0	3.5	3500	Vanguard 300	305	Recoil	LM3540R.3	Belt	41"x22"x24"	156
HD 4.0/40 G	1.107-429.0	4.0	4000	Vanguard 400	408	Recoil	LS4040G.3	Direct	43"x26"x27"	149
HD 4.0/40 GB	1.107-430.0	4.0	4000	Vanguard 400	408	Recoil	LM3840R.3	Belt	43"x26"x27"	160
HD 5.0/30 GB	1.107-446.0	5.0	3000	Vanguard 400	408	Recoil	LM4035.R3	Belt	43"x26"x27"	160

* Battery included with Electric Start models

OPTIONS - HD GAS PLUS ONLY	
PART NO.	DESCRIPTION
8.765-908.0	Hotsy Logo Label - 4"x1.476"
8.704-654.0	Hotsy Logo Label - 10"x3.6"
9.808-467.0	Trailer Kit (Fitting, Skid Feet, Low Pressure Hoses)
9.808-468.0	Skid Feet (Set of 4)
9.808-469.0	Hose Reel DD (bracket only)
9.808-470.0	Hose Reel BD (bracket only)
9.808-471.0	Self-retractable Hose Reel (incl. jumper hose & adaptors)
8.765-910.0	Injector Adjustable Hi-Draw 1.8 Acid Version (for HD3.0/27G)
8.765-911.0	Injector Adjustable Hi-Draw 2.1 Acid Version (HD3.5/35G, HD4.0/40G)
8.765-912.0	Injector Adjustable Hi-Draw 2.3 Acid Version (for HD5.0/30G)
8.783-040.0	Lance 40" Zinc-plated, handle and coupler
8.750-476.0	Hose Reel 50' Legacy
8.711-192.0	Hose Reel 50' A+
9.804-067.0	Hose Reel 100' A+

OPTIONS - HD GAS PLUS & HD GAS SERIES	
PART NO.	DESCRIPTION
8.765-909.0	Injector 6' Vinyl Hose & Foot Valve Gray
4.760-846.0	Trigger Gun Classic G3/8
8.921-618.0	Non-marking Hose 3/8"x50' 4K Gray A+ SOXSW
8.925-129.0	Hose 3/8"x50' 1w TS SOXSW
8.925-229.0	Legacy Hose 3/8"x100' ID, 4500 PSI, 2-Wire, Smooth Cover, Black
8.753-572.0	A+ Surface Cleaner SC21
8.753-573.0	A+ Surface Cleaner SC24
9.302-242.0	Legacy Turbo Nozzle, 3.5/4350 PSI
9.302-243.0	Legacy Turbo Nozzle, 4.0/4350 PSI
9.302-247.0	Legacy Turbo Nozzle, 6.5/4350 PSI
8.924-213.0	Hotsy Logo Label - Gas Series (Direct Drive, Small Label)
8.704-659.0	Hotsy Logo Label - Gas Series (Belt Drive, Large Label)

Field Installed Factory Installed

SKID OPTIONS

Dealer assembly required. Pressure washer sold separately.

The perfect accompaniment to Hotsy HD Series pressure washers – these mild steel skids offer two configurations: skid with a 50 gallon water tank and 100' hose reel OR skid with two 100' hose reels. The HD Skids fit within a standard UTV / ATV bed when ordering the direct drive models as depicted below. NOTE: Belt drive models extend beyond the frame and are not recommended. Skid feet included.



DESCRIPTION	PART NO.	FRAME MATERIAL	WATER TANK	HOSE REEL	COMPATIBLE PRESSURE WASHER (SOLD SEPARATELY)	DIMENSIONS (LXWXH)	SHIP WT (LBS)
One 100' Hose Reel & 50 gallon Water Tank	9.807-835.0	Mild Steel	50 gallon	1	HD 3.0/27 G 9.807-711.0 HD 3.5/35 G 9.807-712.0 HD 4.0/40 G 9.807-713.0	40"x48"x35"	180 (excluding pressure washer)
Two 100' Hose Reels	9.807-840.0	Mild Steel	Not Included	2	HD 3.0/27 G 9.807-711.0 HD 3.5/35 G 9.807-712.0 HD 4.0/40 G 9.807-713.0	40"x48"x35"	172 (excluding pressure washer)

WARNING: This product can expose you to chemicals including Lead and Diisononyl Phthalate, which are known to the State of California to cause cancer, birth defects or other reproductive harm. For more information go to www.P65Warnings.ca.gov.

- Honda, Vanguard or new Kohler diesel engine
- Flat-free tires for easy handling
- Small & large roll cage design
- Totally enclosed belt guard
- VRT3 unloader

BD SERIES & HHD DIESEL

BELT DRIVE

The BD Series is the most rugged cold water pressure washer on the market with its all-steel frame and cage, Hotsy belt-drive, triplex pump and cleaning power of up to 5000 PSI. Four gas models make up what is Hotsy's most durable cold water line-up ever. All models are ETL safety certified and feature the Hotsy pump backed by a full 7-year limited warranty. All models come equipped with a 50' high-pressure hose, lance, trigger gun, nozzles and chemical injector.



BD Series shown in large cage (4-wheel) version. Small cage 2-wheel version also available.



POWERED by **HONDA**

VANGUARD

POWERED BY **KÄRCHER**

KOHLER



MODEL	PART NO.	GPM	PSI	ENGINE MODEL	CCs	PUMP MODEL	FRAME	NO. WHEELS	DIMENSIONS (LXWXH)	SHIP WT (LBS)
BD-373539	1.107-021.0	3.7	3500	Honda GX390	389	HM4035R.3	Small Cage	2	42"x26"x30"	275
BD-404029	1.107-022.0	4.0	4000	Vanguard 16	479	HX5843R.2	Large Cage	4	46"x30"x36"	360
BD-405039E*	1.107-023.0	4.0	5000	Honda GX630	688	HX5450R	Large Cage	4	46"x30"x36"	417
BD-405039EK*	1.107-458.0	4.0	5000	LC2V80F-D	764	HX5450R	Large Cage	4	46"x30"x36"	417
BD-455039E*	1.107-024.0	4.5	5000	Honda GX690	688	HX5450R	Large Cage	4	46"x30"x36"	430
BD-455039EK*	1.107-459.0	4.5	5000	LC2V80F-D	764	HX5450R	Large Cage	4	46"x30"x36"	440
HHD 3.4/30 D	1.107-382.0	3.4	3000	Kohler KD440	442	HM3540R.3	Stainless Steel	4	50"x40"x50"	155

*E = Electric Start (battery not included)

OPTIONS

PART NO.	DESCRIPTION
8.904-109.0	E-Zee Hose Reel Kit*100' (Small Cage) ▶
8.904-110.0	E-Zee Hose Reel Kit*100' (Large Cage) ▶
8.904-113.0	5000 PSI Hose Reel Kit,* (Large Cage) ▶
8.904-115.0	5000 PSI Dual Hose Reel Kit,*† (large cage) ▶
8.929-069.0	Flat-Free Cart Kit (HHD Model) ▶
8.750-478.0	100' Capacity Hose Reel (HHD Model) ▶

*Includes hose reel and mounting hardware

†Includes garden hose reel and high-pressure hose reel

▶ Field Installed ▶ Factory Installed

See PAGE 41 for other configured options thru the SPECIALS DEPARTMENT.

WARNING: This product can expose you to chemicals including Lead and Diisononyl Phthalate, which are known to the State of California to cause cancer, birth defects or other reproductive harm. For more information go to www.P65Warnings.ca.gov.



- Honda Engine
- Totally enclosed belt guard
- Flat-free tires for easy handling

BX SERIES

BELT DRIVE

The BX Series is similarly rugged to the BD Series, but more compact. Powered by Honda engines, the BX series delivers cleaning power up to 3500 PSI and an all-steel frame protected by a durable powder coat finish. All models are ETL safety certified and feature the Hotsy pump backed by a full 7-year limited warranty. All models come equipped with a 50' high-pressure hose, lance, nozzles and trigger gun.



Shown with optional hose reel & mounting kit



POWERED by HONDA

MODEL	PART NO.	GPM	PSI	ENGINE MODEL	CCs	START	PUMP MODEL	FRAME	DIMENSIONS (LXWXH)	SHIP WT (LBS)
BX-373539	1.107-028.0	3.7	3500	Honda GX390	389	Recoil	HM4035R.3	Large Chassis	45"x26"x24"	240

OPTIONS

PART NO.	DESCRIPTION	
8.929-062.0	Detergent Injector (up to 3 GPM)	▶
8.756-797.0	Chemical Injector, Non-Adjustable 0.083 (2.1MM)	▶
8.723-636.0	Detergent nozzle	▶
8.904-103.0	EZ Hose Reel Kit 100' (incl. reel & mounting hardware)	▶

▶ Field Installed ▶ Factory Installed

WARNING: This product can expose you to chemicals including Lead and Diisononyl Phthalate, which are known to the State of California to cause cancer, birth defects or other reproductive harm. For more information go to www.P65Warnings.ca.gov.

- Honda Engines
- Steel frame
- 10" tubed pneumatic tires for easy handling

DB SERIES

DIRECT DRIVE

The DB Series is the most compact, affordable alternative in the cold water line featuring a direct-drive triplex pump. All models are powered by reliable Honda engines. Lightweight design and tubed pneumatic tires make for easy maneuvering. All models are ETL safety certified and feature the Hotsy pump backed by a full 7-year limited warranty. All models come equipped with a 50' high-pressure hose, lance, trigger gun, nozzles and chemical injector.



Shown with optional hose reel & mounting kit



POWERED by
HONDA

MODEL	PART NO.	GPM	PSI	ENGINE MODEL	CCs	PUMP MODEL	HOSE (FT)	DIMENSIONS (LXWXH)	SHIP WT (LBS)
DB-252739	1.107-032.0	2.5	2700	Honda GX200	196	HPP2535G	50	35"x21"x24"	145
DB-303039	1.107-033.0	3.0	3000	Honda GX270	270	HPP3035G1	50	35"x21"x24"	175
DB-354039	1.107-222.0	3.5	4000	Honda GX390	390	HS3540G3	50	35"x21"x24"	179
DB-383539	1.107-034.0	3.8	3500	Honda GX390	390	HS4040G3	50	35"x21"x24"	179

OPTIONS

PART NO.	DESCRIPTION
----------	-------------

8.904-105.0	EZ Hose Reel Kit 100' (includes reel & mounting hardware)
-------------	---

▶ Field Installed ▶ Factory Installed

WARNING: This product can expose you to chemicals including Lead and Diisononyl Phthalate, which are known to the State of California to cause cancer, birth defects or other reproductive harm. For more information go to www.P65Warnings.ca.gov.



- No setup tools required!
- 1-gallon gas tank and removable 1-gallon detergent tank
- Oversized 12" flat-free tires
- Removable handle and durable welded steel frame

PRO AM HD

DIRECT DRIVE

Introducing the Pro Am HD cold water pressure washer. Stop wasting money on disposable washers from big box retailers, and choose a semi-pro model designed to handle your cleaning jobs, without breaking the bank.

This washer is equipped with a robust Kärcher KXS gas engine, triplex professional-grade pump, unloader valve and convenient on board accessory storage, making it ideal for those just starting out. The durable welded steel frame has a removable handle for compact storage. The Pro Am HD offers versatile performance to tackle cleaning with precision and ease.



MODEL	PART NO.	GPM	PSI	DRIVE	CC	ENGINE	PUMP	SHIP WEIGHT (LBS)	SHIP DIMENSIONS (L X W X H) INCHES	LIST PRICE
Pro Am HD	1.107-469.0	2.4	3500	Direct	196	Kärcher KXS	Triplex	85	22.4 x 20.7 x 39.4	


WARNING: This product can expose you to chemicals including Lead and Diisononyl Phthalate, which are known to the State of California to cause cancer, birth defects or other reproductive harm. For more information go to www.P65Warnings.ca.gov.

- Reliable Kärcher engine with an extended 4-year warranty
- Durable VRT3 unloader with bypass loop diverts water flow when trigger gun is not activated
- Aluminum frame - modular design - converts easily from cart to skid


TETON SERIES

DIRECT DRIVE **BELT DRIVE**

Corrosion-resistant and light-weight, Kärcher's Teton Series aluminum pressure washers can be utilized as a cart or a skid for maximum cleaning versatility and durability. These reliable Kärcher powered pressure washers offer a 4-year engine warranty for a limited time, bypass loop for additional pump protection, 7-year pump warranty and flat-free tires.



POWERED BY
KÄRCHER



MODEL	PART NO.	GPM	PSI	DRIVE	CC	ENGINE	PUMP	SHIP WEIGHT (LBS)	SHIP DIMENSIONS (L X W X H) INCHES	LIST PRICE
HD 3.0/27 G Teton	1.107-398.0	3.0	2700	Direct	212	Kärcher	LP3035G	112	45 x 28 x 29	
HD 3.5/35 G Teton	1.107-440.0	3.5	3500	Direct	212	Kärcher	LP3535G1	132	45 x 28 x 29	
HD 4.0/40 G Teton	1.107-399.0	4.0	4000	Direct	420	Kärcher	LS4040G.3	130	45 x 28 x 29	
HD 4.0/40 Ge Teton*	1.107-400.0	4.0	4000	Direct	420	Kärcher	LS4040G.3	158	45 x 28 x 29	
HD 3.0/27 GB Teton	1.107-441.0	3.0	2700	Belt	212	Kärcher	LBP3030R	123	45 x 28 x 29	
HD 3.5/35 GB Teton	1.107-442.0	3.5	3500	Belt	302	Kärcher	LM3540R.3	158	45 x 28 x 29	
HD 4.0/40 GB Teton	1.107-443.0	4.0	4000	Belt	420	Kärcher	LM3840R.3	169	45 x 28 x 29	
HD 4.0/40 GeB Teton*	1.107-444.0	4.0	4000	Belt	420	Kärcher	LM3840R.3	205	45 x 28 x 29	
HD 5.0/30 GB Teton	1.107-445.0	5.0	3000	Belt	420	Kärcher	LM4035R.3	169	45 x 28 x 29	

*Electric start available on select models.

ACCESSORIES

PART NO.	DESCRIPTION	LIST PRICE
■ 8.925-129.0	Hose, 50' x 3/8", 1w, 4,000 PSI SWXSO	
■ 8.783-039.0	Lance 30" Zinc plated, handle & coupler (for HD 3.0/27 G Classic)	
■ 8.783-040.0	Lance 44" Zinc plated, handle & coupler (for HD 4.0/40 G Classic and HD 4.0/40 Ge Classic)	
■ 8.756-797.0	Chemical Injector	
□ 8.929-511.0	Belt Drive Hose Reel Bracket Kit	
□ 8.929-509.0	Direct Drive Hose Reel Bracket Kit	
□ 8.712-429.0	Nozzle	
□ 8.925-229.0	Legacy, 100' x 3/8" ID, 6000 PSI, 2-wire, smooth cover, black high pressure hose	
□ 8.753-572.0	A+ Surface Cleaner SC21	
□ 8.753-573.0	A+ Surface Cleaner SC24	
□ 9.302-243.0	Legacy Turbo Nozzle, 4.0, 4350 PSI	
□ 9.807-754.0	Skid mount feet	
□ 9.807-750.0	37.5" long handle	
□ 9.807-753.0	Lance holder	
□ 9.807-752.0	Hose storage hook	
□ 9.807-751.0	Handle with hose reel (mild steel anthracite handle)	

■ Included □ Optional

WARNING: This product can expose you to chemicals including Lead and Diisononyl Phthalate, which are known to the State of California to cause cancer, birth defects or other reproductive harm. For more information go to www.P65Warnings.ca.gov.



- Totally enclosed belt guard
- 12' cord length
- Flat-free tires for easy handling

BDE SERIES

BELT DRIVE

The BDE Series is the electric equivalent of the BD Series. Hotsy belt-drive, triplex pump and cleaning power of 5000 PSI. All models are ETL safety certified and feature the Hotsy pump backed by a full 7-year limited warranty. All models come equipped with a 50' high-pressure hose, lance, trigger gun, nozzles and chemical injector.



MODEL	PART NO.	GPM	PSI	HP	MOTOR RPM	VOLT/ PH	AMPS	PUMP MODEL	PUMP RPM	HOSE (FT)	DIMENSIONS (LXWXH)	SHIP WT (LBS)
BDE-505009B	1.107-085.0	5.0	5000	20	1765	230/3	48	HX5450R	1650	50	46"x30"x36"	524
BDE-505009C	1.107-086.0	5.0	5000	20	1765	460/3	26	HX5450R	1650	50	46"x30"x36"	524

OPTIONS

PART NO.	DESCRIPTION	
8.904-110.0	E-Zee Hose Reel Kit*100'	▶
8.904-113.0	5000 PSI Hose Reel Kit,*	▶
8.904-115.0	5000 PSI Dual Hose Reel Kit,*†	▶

*Includes hose reel and mounting hardware
 †Includes garden hose reel and high-pressure hose reel

▶ Field Installed ▶ Factory Installed

See PAGE 40 for other configured options thru the SPECIALS DEPARTMENT.

- Aluminum frame
- Converts easily to skid style frame
- Flat-free tires for easy handling

HD SERIES ELECTRIC CART

DIRECT DRIVE

The HD Series electric carts are corrosion-resistant aluminum cold water pressure washers that easily convert from a cart to a skid for maximum cleaning versatility. Low profile handle and compact footprint. All models are ETL safety certified and feature the Hotsy pump backed by a full 7-year limited warranty. All models come equipped with a 50' high-pressure hose, lance, trigger gun, nozzles and chemical injector.



MODEL	PART NO.	GPM	PSI	HP	VOLT/PH	MOTOR RPM	AMPS	PUMP MODEL	HOSE (FT)	DIMENSIONS (LXWXH)	SHIP WT (LBS)
HD 1.9/13 Ed	9.801-798.0	1.9	1300	2	120/1	1725	20	LFP2030S	50	35"x21"x24"	196
HD 2.0/10 Ed	9.801-797.0	2.0	1000	1.5	120/1	1725	15	LFP2030S	50	35"x21"x24"	212
HD 3.0/10 Ed	9.801-799.0	3.0	1000	2	120/1	1725	20	LFP2830S	50	35"x21"x24"	219
HD 3.5/20 Ea	9.801-800.0	3.5	2000	5	230/1	3450	22	LFP3530S	50	35"x21"x24"	220

OPTIONS	
PART NO.	DESCRIPTION
9.807-754.0	Skid Feet (Set of 4) ▶
9.807-750.0	37.5" Long Handle ▶
9.807-751.0	Handle with Hose Reel (Mild Steel Anthracite Handle) ▶
9.807-752.0	Hose Storage Hook ▶
9.807-753.0	Wand Holder ▶

▶ Field Installed ▶ Factory Installed



- Electric motor, 2-10 HP
- Downstream detergent injector
- Insulated SS variable pressure wand
- Option-ready for Time Delay Shutdown or Auto Start/Stop

1700 SERIES

BELT DRIVE

The 1700 Series offers the most reliable, stationary, electric-powered, cold water pressure washer. All models come with an all stainless-steel case and are ETL safety certified. Each feature the Hotsy pump backed by a full 7-year limited warranty. All models come equipped with a 50' high-pressure hose, insulated variable pressure wand, trigger gun, nozzles and chemical injector.



1700 Series shown with optional hose reel kit (PN 8.903-039.0) and Tall Floor Stand (PN 9.801-034.0).

MODEL	PART NO.	GPM	PSI	HP	VOLT/PH	AMPS	PUMP MODEL	DIMENSIONS (LXWXH)	SHIP WT (LBS)
1710	1.106-593.0	2.8	1000	2	120/1	20	HBP3030R	31"x21"x16"	200
1720	1.106-594.0	3.9	2000	6	230/1	28	HM4030R.3	31"x21"x16"	275
1722	1.106-595.0	3.9	2000	6	208/1	30	HM4030R.3	31"x21"x16"	250
1723	1.106-596.0	3.9	2000	6	208/3	16	HM4030R.3	31"x21"x16"	250
1724	1.106-597.0	3.9	2000	6	230/3	16.8	HM4030R.3	31"x21"x16"	250
1725	1.106-598.0	3.9	2000	6	460/3	8	HM4030R.3	31"x21"x16"	250
1743	1.106-599.0	4.8	3000	10	208/3	31.3	HM4035R.3	31"x21"x16"	302
1744	1.106-600.0	4.8	3000	10	230/3	26.8	HM4035R.3	31"x21"x16"	300
1745	1.106-601.0	4.8	3000	10	460/3	15	HM4035R.3	31"x21"x16"	315
1755	1.106-602.0	5.6	2500	10	460/3	13.5	HX9536R.2	31"x21"x16"	310

OPTIONS	
PART NO.	DESCRIPTION
9.801-031.0	Kit, 1700 Wheel w/Chemical Rack (black)
8.904-527.0	Kit, 1700 Wheel w/Chemical Rack (stainless steel)
9.801-033.0	Kit, 1700 Wall Mount
9.801-034.0	Kit, 1700 Floor Stand, Tall (20 3/4"W x 29"D x 36"H)
9.801-035.0	Kit, Caster Wheels for 1700 Floor Stand
8.903-039.0	Kit, Hose Reel w/Bracket for 1700 Stand & Wall Mount Kits
8.903-040.0	Kit, 1700 Floor Stand, Short (20 3/4"W x 29"D x 24"H)
8.903-043.0	Kit, 1700 Wall Mount, Stainless Steel
8.903-617.0	Kit, 1700 Floor Stand, Tall, Stainless Steel
8.903-521.0	Kit, Hose Reel for Wheel Kit, 100 ft. (excludes hose)

OPTIONS		
PART NO.	DESCRIPTION	LIST PRICE
8.903-041.0	Time Delay Shut Down 3ph (1723, 1724, 1725, 1743, 1744, 1745)	
8.903-044.0	Time Delay Shut Down 3ph (1755)	
8.903-045.0	Time Delay Shut Down 120v 1ph (1710)	
8.929-374.0	Time Delay Shutdown 208/230v 1ph (1720, 1722)	
8.903-047.0	Auto Start/Stop 3ph (1723, 1724, 1725, 1743, 1744, 1745)	
8.903-048.0	Auto Start/Stop 3ph (1755)	
8.929-376.0	Auto Start/Stop 120v 1ph (1710)	
8.929-377.0	Auto Start/Stop 208/230v 1ph (1720, 1722)	

▶ Field Installed ▶ Factory Installed

*Time Delay Shutdown and Auto Start/Stop cannot be combined on the same machine

See PAGE 40 for other configured options thru the SPECIALS DEPARTMENT.

- 25' & 50' hose
- Convenient carrying handle
- Remote switch with 10' cord (ET-201409DX2 only)
- Standard Auto Start/Stop (ET-201409DX2 only)

ET SERIES HANDHELD

DIRECT DRIVE

The ET Series is the handheld model of the electric-powered line, delivering cleaning capability up to 1400 PSI. All models are ETL safety certified and feature the Hotsy pump backed by a full 7-year limited warranty. Models come equipped with a 25' or 50' high-pressure hose, lance, nozzles and trigger gun.



Note: Detergent injector sold separately



MODEL	PART NO.	GPM	PSI	HP	VOLT/PH	PUMP MODEL	HOSE (FT)	DIMENSIONS (LXWXH)	SHIP WT (LBS)
ET-301109D	1.106-107.0	3.0	1000	2.0	115/1	HF2830S	50	20"x19"x17"	121
ET-201409DX2	1.107-089.0	1.8	1400	2.0	115/1	HFP2030S	25	20"x19"x17"	123

OPTIONS

PART NO.	DESCRIPTION
8.920-952.0	Wall Mount Bracket ▶
8.756-797.0	Detergent Injector (up to 3 GPM) ▶

▶ Field Installed ▶ Factory Installed

- Heater add-on
- 3000 PSI
- Diesel, kerosene, #1 heating oil
- 3/8" QC inlet / outlet
- Efficient vertical combustion
- 5-gallon polyethylene fuel tank
- 36' ground fault interrupter plug
- Thermostat temperature control
- Compact size
- 10" easy-roll tubed pneumatic tires

HOT BOX OIL-FIRED

Add hot water cleaning economically. Portable water heater add-on for existing cold water pressure washers. Quick connect to cold water washer, supply fuel and power to Hot Box for hot water cleaning applications — USE ONLY WHEN NEEDED and keep the convenience of the portable cold water washer.



MODEL	PART NO.	GPM	PSI	VOLT/PH	DIMENSIONS (LXWXH)
HOT BOX	1.103-910.0	Up to 5	Up to 3,000	120/1	27"x37"x39"



- Smart Relay Control provides control over run time, auto start/stop and shut down functionality
- Remote-ready

CWC SERIES

BELT DRIVE

The CWC Series is a completely self-contained, stationary, electric-powered, cold water washer with programmable smart control, upstream detergent injector and ETL safety certification. Remote ready for wash bays. All models are ETL safety certified and feature the Hotsy pump backed by a full 7-year limited warranty. All models come equipped with a 50' high-pressure hose, lance, nozzles and trigger gun.



MODEL	PART NO.	GPM	PSI	HP	MOTOR RPM	VOLT/PH	AMP	PUMP MODEL	HOSE (FT)	SHIP WT (LBS)
CWC-53	1.106-572.0	4.0	3000	7.5	1725	230/1	36	HM4030R.3	50	340
CWC-54	1.106-573.0	4.0	3000	7.5	1725	230/3	23	HM4030R.3	50	340
CWC-55	1.106-574.0	4.0	3000	7.5	1725	460/3	11	HM4030R.3	50	340
CWC-56	1.106-575.0	4.0	3000	7.5	1770	575/3	9	HM4030R.3	50	340
CWC-63	1.106-576.0	5.0	2000	7.5	1725	230/1	36	HM4035R.3	50	340
CWC-64	1.106-577.0	5.0	2000	7.5	1725	230/3	18	HM4035R.3	50	340
CWC-65	1.106-578.0	5.0	2000	7.5	1725	460/3	9	HM4035R.3	50	340
CWC-66	1.106-579.0	5.0	2000	7.5	1770	575/3	8	HM4035R.3	50	340

OPTIONS

PART NO.	DESCRIPTION
8.916-989.0	Remote Station (image 1 below) ▶
8.924-814.0	R-Con Wireless Remote Kit (1 remotes/1 receiver) (image 2 below) ▶
8.925-072.0	R-Con Wireless Remote Kit (2 remotes/1 receiver) ▶

▶ Field Installed ▶ Factory Installed

OPTIONS

PART NO.	DESCRIPTION
8.924-878.0	Wall Mount Remote Bracket for R-Con (image 3 below) ▶
8.756-329.0*	Replacement Remote (transmitter only) ▶
8.916-988.0	Soap Solenoid and Switch ▶

* **Please Note: R-Con Wireless Remote** comes from vendor, is custom made to order and is not universal. When ordering, please contact customer service to supply the serial number off the transmitter you have along with the channel number, so we can pass along that information to the vendor.



See PAGE 40 for stainless steel and other configured options thru the SPECIALS DEPARTMENT.

- 3 stage vacuum motor delivers 100 CFM 100" sealed lift vacuum
- Simple curbside controls for easy use
- Rated for water up to 120°F and compatible with surface cleaners and hot water machines
- Bolt-on mounting system configured on the base to mount to a trailer for portability from site to site or optional caster wheel kit
- Small footprint allows the unit to be mounted where limited space is available
- Drain port and filter basket work together to keep sludge from clogging

RC SERIES WATER RECOVERY

Stop wash water from flowing down a drain or away from your area by collecting the wastewater from pressure washing. As EPA laws become more prevalent and strive to conserve water quality, contract cleaners and construction sites will need to recover their wash water and runoff. Eliminate the problem with the RC Series that is capable of recovering and transferring up to 30 GPM of water and transferring to a holding tank. Its small footprint allows the RC Series to be mounted on a trailer. Be fully in control of water flow with the optional water dikes and drain covers to stop water from flowing down a drain or away from your site. Comes standard with a 50' vacuum hose and scupper head.



Reliable 120V Transfer Pump capable of transferring 30 GPM of water to the holding tank



Shown with optional caster wheel kit



MODEL	PART NO.	ELECTRICAL	AMPS	RECOVERY	TANK (GAL)	VACUUM MOTOR	DIMENSIONS (LXWXH)	SHIP WT (LBS)
RC-30E	1.103-514.0	120V	15	30 GPM	27	3 Stage 100 CFM 100" sealed lift	24"x27"x59"	127

OPTIONS	
PART NO.	DESCRIPTION
8.751-299.0	Mosmatic Surface Cleaner with Vac Port
8.928-887.0	Caster Wheel Kit
8.925-858.0	Discharge Hose Kit
8.618-451.0	Vacuum Hose
8.928-850.0	Scupper Head

DRAIN COVERS & WATER DIKES	
PART NO.	DESCRIPTION
8.751-135.0	Drain Cover, 36" x 36", 30oz PVC
8.751-136.0	Drain Cover, 48" x 48", 30oz PVC
8.751-137.0	Drain Cover, 48" x 48", Urethane
8.751-138.0	Water Dike, 10', 22oz PVC
8.751-139.0	Water Dike, 10', 40oz Urethane
8.751-140.0	Water Dike, 20', 22oz PVC
8.751-141.0	Water Dike, 20', 40oz Urethane

▶ Field Installed ▶ Factory Installed




- Up to 10 GPM/ Up to 4000 PSI
- 4 Year Warranty on Kärcher Engine

MINI SKID SERIES

DIRECT DRIVE **BELT DRIVE**

These skid mount pressure washers include a high pressure pump with unloader and gas engine mounted on stainless steel base. Pressure ranges to accommodate high-volume needs. **Note:** Trigger gun, wand and hose not included.



POWERED by **HONDA**



POWERED BY **KÄRCHER**

MODEL	PART NO.	GPM	PSI	ENGINE	DIM (LxWxH)**
LIMITED SUPPLY HD 4.0/40 G CAL♦	1.107-475.0	4.0	4000	Vanguard 14hp	29.7x17.8x22.7
LIMITED SUPPLY HD 5.0/30 G CAL♦	1.107-476.0	5.0	3000	Vanguard 14hp	29.7x17.8x22.7
LIMITED SUPPLY HD 4.0/40 G CAL♦	1.107-477.0	4.0	4000	Vanguard 14hp	29.7x17.8x22.7
LIMITED SUPPLY HD 5.0/30 GB CAL♦	1.107-478.0	5.0	3000	Vanguard 14hp	29.7x17.8x22.7
HD 8.0/35 GeB*	1.107-413.0*	8.0	3500	Honda GX690	35.1x 25.1x 24.1
HD 8/35 GeBK*	1.107-460.0	8.0	3500	Kärcher 25hp	35.1x 25.1x 24.1
HD 10/30 GeBK*	1.107-449.0	10.0	3000	Kärcher 25hp	35.1x 25.1x 24.1

♦Battery not included *Fuel tank not included * Not available in California, no UL or CARB certification

WARNING: This product can expose you to chemicals including Lead and Diisononyl Phthalate, which are known to the State of California to cause cancer, birth defects or other reproductive harm. For more information go to www.P65Warnings.ca.gov.

- Thermostatic burner control
- 10 gallon gas & diesel tanks
- Stainless-steel coil wrap
- Hour meter
- Standard accessory kit: 50' R2 hose, gun, wand, and nozzle

LFT SKIDS

Trailer or Truck-Mounted, Ideal for Cleaning On The Go.

The LFT Skid brings hot water cleaning to remote locations. An affordable gas powered, diesel heated skid featuring a industrial-grade, high-pressure pump, hour meter, thermostatic burner control and a stainless-steel top-wrap. Certified to UL and CSA safety standards. Includes a standard accessory kit to get right out and clean.



Single axle trailer with two 100' hose reels, tool storage and 200-gallon water tank

MODEL	PART NO.	PSI	DRIVE	HP	ENGINE	START*	PUMP	BURNER	BTU / HR	SHIP WEIGHT (LBS)	SHIP DIM. (LxWxH) INCHES		
LFT Skid 5.0/35	1.110-103.0	5.0	3500	Belt	18	Vanguard	Electric	T-Series	12V	410,710	676	43 x 46 x 57	
LFT Skid 5.0/40	1.110-101.0	5.0	4000	Belt	25	Karcher V-twin	Electric	T-Series	12V	410,710	688	43 x 46 x 57	\$9,950
LFT Skid 8.0/30	1.110-102.0	8.0	3000	Belt	25	Karcher V-twin	Electric	X-Series	12V	400,000	690	43 x 46 x 57	\$11,550
LFT 3500E 5.0/35 Trailer	1.103-855.0	5.0	3500	Belt	21	Honda GX630	Electric	T-Series	12V	410,710	1,072	138x66x52	\$23,990

*Battery required, but not supplied

WARNING: This product can expose you to chemicals including Lead and Diisononyl Phthalate, which are known to the State of California to cause cancer, birth defects or other reproductive harm. For more information go to www.P65Warnings.ca.gov.



2025 STANDARD SPECIALS PRICE LIST

The following pages include equipment that can be ordered through our Specials Department. Instructions for ordering are outlined below.

Specials Order - No Quote Required

If you are ordering a standard special as listed in this price list, you may place the order with Special's Customer Service Representative, without the need for a Specials Quote. Lead times for orders coming from the Specials Department typically run double the "standard" lead time. Lead times do vary, so please check with your Specials CSR.

ALL QUOTED LEAD TIMES ARE WORKING DAYS (does not include weekends and holidays). These models allow you to add specially configured options to standard Hotsy models. Pricing for these units is determined by taking the regular equipment cost and adding the cost of the special option(s).

Specials Order - Quote Required

Machine modifications that do not appear in this price list may be requested by submitting a "Specials Request" using the "Specials Request Form" located on the Hotsy Infonet website. Your request will be responded to within 24 hours. In cases where the quote requires information outside of our control, please allow 24 hours for us to respond with an updated response time.

1. Go to Infonet at <https://kaercher-infonet.com/us>.
2. From the menu on the top of the home page, select "Sales"
3. From the menu select "Special Request Form".
4. Fill out the form completely and give as many details as possible.
5. Click on the "Submit Request" button at the bottom of this page.
6. We will respond to your quote request within 24 hours with a quote. In cases where the quote requires information outside of our control we will respond with an updated response time within 24 hours.

Important Notice: *Unless specifically noted as so, products produced by the Specials Department will not maintain standard certifications. Please contact your RSM or Customer Service if you have any questions.*

LP/NG SERIES ELECTRIC HOT WATER

BASE MODEL 558 CAN BE MODIFIED

SPECIAL OPTIONS & CONFIGURATIONS

MODEL	PART NO.	DESCRIPTION
558-559	H-101*	Electronic Ignition
558-559	H-102*	Auto Start / Stop
559	559-SP1	2 HP, 1300 PSI Natural Gas

BASE MODELS 771 & 772 CAN BE MODIFIED

SPECIAL OPTIONS & CONFIGURATIONS

MODEL	PART NO.	DESCRIPTION
771-772	H-106*	Electronic Ignition
771-772	H-107*	Auto Start / Stop

*Options not sold separately



1800 SERIES ELECTRIC HOT WATER

ALL 1800 SERIES BASE MODELS CAN BE MODIFIED

SPECIAL OPTIONS & CONFIGURATIONS

MODEL	PART NO.	DESCRIPTION
All Models	H-708	2 Stage Gas Valve†

† Contact Specials Dept. for details. Expect extended lead times. Up to 750,000 BTUs. For higher rating, contact our Specials Dept. The two stage gas valve includes two thermostat controller and a gas valve with a high and low gas flow ability.



5700/5800 SERIES ELECTRIC HOT WATER

ALL 5700/5800 SERIES BASE MODELS CAN BE MODIFIED

SPECIAL OPTIONS & CONFIGURATIONS

MODEL	PART NO.	DESCRIPTION
All Models	H-705	2 Stage Gas Valve*

*Contact Specials Dept. for details. Expect extended lead times. Up to 750,000 BTUs. For higher rating, contact our Specials Dept. The two stage gas valve includes two thermostat controller and a gas valve with a high and low gas flow ability.



Shown with modulating gas valve





HWE SERIES ELECTRIC HOT WATER

BELT DRIVE

SPECIAL OPTIONS & CONFIGURATIONS

MODEL	PART NO.	DESCRIPTION
HWE-50F †	HWE-50-SP	575V/3PH Heater only
All Models	H-600	Float Tank
All Models	H-610	Non-brushed Stainless Steel Heater*
	8.941-506.0	460V / 3PH Heating Module Only (unbranded)

*Exterior cabinet only
† Indicates ETL certified



Shown with special option stainless steel cabinet



MODELS TO BE MODIFIED

MODEL	PART NO.	GPM	PSI	HP	MOTOR	AMPS	VOLT/PH	KvA HOUR	BTU/HR	PUMP MODEL	DIMENSIONS (LXWXH)	SHIP WT (LBS)
HWE-402009C	1.109-646.0	4.0	2000	6.2	Baldor	55	460/3	40.5	138,308	HM4030R.3	34"x25"x52"	620
HWE-403009C	1.109-647.0	3.5	3000	7.5	Baldor	59	460/3	40.5	138,308	HM4030R.3	34"x25"x52"	640
HWE-402009F	1.109-958.0	3.5	2000	5	Baldor	46	575/3	40.5	138,308	HM4030R.3	34"x25"x52"	620
HWE-403009F	1.109-959.0	3.5	3000	7.5	Baldor	49	575/3	40.5	138,308	HM4030R.3	34"x25"x52"	640

GAS ENGINE SERIES GAS ENGINE HOT WATER

BELT DRIVE

BASE MODELS 965B, 1075BE & 1080BE CAN BE MODIFIED

SPECIAL OPTIONS & CONFIGURATIONS

MODEL	PART NO.	DESCRIPTION
1075BE ★	H-402*	Steam**
1080BE	H-403*	Steam**

*Options not sold separately

**Steam includes a metering valve that, when opened, reduces GPM & PSI, allowing water temp to rise to wet steam
12V battery required (not included)

★ - Standard part number not available in California. California dealers must request modifications be made to part number 1.110-082.0 or 1.110-094.0.



1075BE (shown with optional caster wheel kit)



WARNING: This product can expose you to chemicals including Lead and Diisononyl Phthalate, which are known to the State of California to cause cancer, birth defects or other reproductive harm. For more information go to www.P65Warnings.ca.gov.

1200 SERIES GAS ENGINE HOT WATER

ALL 1200 SERIES BASE MODELS CAN BE MODIFIED

SPECIAL OPTIONS & CONFIGURATIONS

MODEL	PART NO.	DESCRIPTION
All Models	H-300*	Steam**
All Models	H-630	Super Duty Kit ***
1290SS Only		4.5 GPM @ 5000 PSI

12V battery required (not included)

*Options not sold separately

**Steam includes a metering valve that, when opened, reduces GPM & PSI, allowing water temp to rise to wet steam

***Super Duty Kit Description: Remove float tank. Replace flow switch with HD pressure switch. Replace unloader with VB80. Remove inlet detergent injector. Replace existing coil wrap with stainless steel coil wrap. Coil wound as a gas coil to reduce soot build up.



HCD SERIES DIESEL HOT WATER SKID UNIT

SPECIAL OPTIONS & CONFIGURATIONS

MODEL	PART NO.	DESCRIPTION
HCD5-5000	HCD5-5000-SP	5.0 @ 5000 Kubota D-1105-E3B Diesel, 12V Burner
HCD6-3500	HCD6-3500-SP	5.6 @ 3500 Kubota D-1105-E3B Diesel, 12V Burner
HCS-503029E-SP*	HCS5-3500-SP	4.8 @ 3000 18 HP Vanguard Gas, 12V Burner
ALL	H-550	2400 watt Generator / 120V Burner**
ALL	H-551	Stainless Steel Frame
SS Option Only	H-552	Stainless Steel Lifting Cage w/option H-551 only
SS Option Only	H-553	Stainless Steel Lifting Cage & Drip Pan w/option H-551 only

*HCS comes with plastic fuel tanks and SS top and bottom wrap. Note: Stainless steel options H-551, H-552, H-553 do not apply to this model (call for stainless steel prices).

**Doesn't exceed manufacturer's specifications of 2000 watts
12V battery required (not included)



WARNING: This product can expose you to chemicals including Lead and Diisononyl Phthalate, which are known to the State of California to cause cancer, birth defects or other reproductive harm. For more information go to www.P65Warnings.ca.gov.

Shown with stainless steel cage option H-551, H-553



1700 SERIES ELECTRIC COLD WATER

ALL 1700 SERIES BASE MODELS CAN BE MODIFIED

SPECIAL OPTIONS & CONFIGURATIONS

MODEL	PART NO.	DESCRIPTION	LIST PRICE
All	H-800	Float Tank	
1740	1740-SP	10 HP 230V/1PH / 4.76 GPM @ 3000 PSI*	
1742	1742-SP	10 HP 208V/1PH / 4.76 GPM @ 3000 PSI*	

*Does not come with GFCL, no certifications



BDE SERIES ELECTRIC COLD WATER

ALL BDE SERIES BASE MODELS CAN BE MODIFIED

SPECIAL OPTIONS & CONFIGURATIONS

MODEL	PART NO.	DESCRIPTION
BDE5-3000	BDE5-3000-SP230-1	10 HP 230V/1PH
BDE5-3000	BDE5-3000-SP575-3	10 HP 575V/3PH
BDE5-5000	BDE5-5000-SP208-3	20 HP 208V/3PH
BDE5-5000	BDE5-5000-SP575-3	20 HP 575V/3PH
BDE8-3000	BDE8-3000-SP230-3	20 HP 230V/3PH
BDE8-3000	BDE8-3000-SP460-3	20 HP 460V/3PH
BDE10-2000	BDE10-2000-SP230-3	20 HP 230V/3PH
BDE10-2000	BDE10-2000-SP460-3	20 HP 460V/3PH
BDE8-3000	BDE8-3000-SP575-3	20 HP 575V/3PH
BDE10-2000	BDE10-2000-SP575-3	20 HP 575V/3PH
BDE	H-1000*	Time Delay Shutdown
BDE	H-2001*	Auto Start/Stop

*Options not sold separately



CWC SERIES ELECTRIC COLD WATER

ALL CWC SERIES BASE MODELS CAN BE MODIFIED

SPECIAL OPTIONS & CONFIGURATIONS

MODEL	PART NO.	DESCRIPTION
All Models *	H-CWCSS	Stainless Steel

* ETL certified



BELT DRIVE STATIONARY ELECTRIC COLD WATER

SPECIAL OPTIONS & CONFIGURATIONS

MODEL	PART NO.	DESCRIPTION
CWS6-3000	CWS6-3000-SP	15 HP 230V/460V/3PH*
CWS8-3000	CWS8-3000-SP	20 HP 230V/460V/3PH*
CWS10-2000	CWS10-2000-SP	15 HP 230V/460V/3PH*
	H-4000	Auto Start/Stop w/Shutdown
	H-4002	Time Delay Shutdown

*Please verify voltage on order



Dimensions: 50"Lx28"Wx48"H

BD SERIES GAS ENGINE COLD WATER

SPECIAL OPTIONS & CONFIGURATIONS

MODEL	PART NO.	DESCRIPTION
BD6-3500	BD6-3500-SP	20 HP Honda Electric Start (Lg Cage)
BD8-3000	BD8-3000-SP	24 HP Honda Electric Start (Lg Cage)
BD10-2000	BD10-2000-SP	24 HP Honda Electric Start (Lg Cage)



9400 SERIES HEATING MODULE

ALL 9400 SERIES BASE MODELS CAN BE MODIFIED

SPECIAL OPTIONS & CONFIGURATIONS

MODEL	PART NO.	DESCRIPTION
All Models	H-706	2 Stage Gas Valve*

*Up to 750,000 BTUs - for higher rating, contact our Specials Dept. The two stage gas valve includes two thermostat controllers and a gas valve with a high and low gas flow ability. Contact Specials Dept. for details. Expect extended lead times.



Model 9462

WARNING: This product can expose you to chemicals including Lead and Diisononyl Phthalate, which are known to the State of California to cause cancer, birth defects or other reproductive harm. For more information go to www.P65Warnings.ca.gov.



1200/1800/ 5700 SERIES HEATER SERIES

Available fuel burner types:

- Diesel
- Kerosene
- Home Heating Oil
- Natural Gas

SPECIAL OPTIONS & CONFIGURATIONS

MODEL	PART NO.	DESCRIPTION
1200	H-1200	Oil-Fired 120 VAC - 398,000 BTUs
1200	H-1202	Oil-Fired 12 VDC - 398,000 BTUs
1200	H-1201	NG-Fired - 365,000 BTUs
1800	H-1800	Oil-Fired - 580,000 BTUs
1800	H-1801	NG-Fired - 560,000 BTUs
1800	H-708	2 Stage Gas Valve (used with H1801 only)**
5700	H-5700	Oil-Fired - 920,000 BTUs
5700	H-5701	NG-Fired - 920,000 BTUs
5700	H-705	2 Stage Gas Valve (used with H5701 only)**

MODEL/DESCRIPTION	SHIP WT (LBS)	DIMENSIONS (LXWXH)
1200 Series up to 5.6 GPM @ up to 4,000 PSI 1200 Oil-fired 120V AC / 1PH 5 Amp* 1202 Oil-fired 12V DC* 1201 NG Millivolt	285	19.5"x19.5"x52"
1800 Series up to 6 GPM @ up to 3,200 PSI 1800 Oil-fired 120V AC / 1PH 8 Amp 1801 NG 120V / 1PH 1 Amp (with electronic ignition)	375	31"x31"x53.25"
5700 Series up to 9.5 GPM @ up to 3,200 PS 5700 Oil-fired 120V AC / 1PH 8 Amp 5701 NG 120V / 1PH 1 Amp	610	31"x31"x63.5"
LP Conversion All NG Units H-101 Electronic Ignition 1201		

*Verify voltage on order
Contact Specials Dept. for details. Expect extended lead times.



1200 Series Coil-Only Assembly



5700 Series Coil-Only Assembly

HOTSY'S DIRTY DOZEN DETERGENTS

For soap recommendations, start with these 12 category leaders

12

#1 BREAKTHROUGH! AF

Hotsy's best all-purpose detergent

Hotsy's top performing all-purpose cleaner and degreaser. Whether removing grease or cleaning a finely painted automobile, Breakthrough! Advanced Formula is the best all around "go to" detergent. Breakthrough's high foaming action attacks dead oxidized paint and can be used in hard and cold water applications. Highly concentrated.

#2 POWER SHINE PLUS AF

Hotsy's best detergent for vehicles

Totally cleans and waxes cars, trucks, buses, tractors, trailers, RV's and off-the-road equipment, Power Shine Plus AF contains a set of ingredients that result in extremely fast and effective removal of grease, oil, dirt, smoke trails and road film. A special wax is added to provide a durable, attractive and protective finish.

#3 RIPPER I AF

Hotsy's best heavy-duty degreaser

Equally tackles petroleum, plant and animal-based grease and oil. Ripper I Advanced Formula has a combination of ingredients that rapidly penetrate and remove dirt, oil, grease and other soils. Safe for use on metals and most surfaces when used as directed.

#4 TRANSPORT AF

Hotsy's most economical detergent for vehicles

An effective economical detergent that cleans cars, trucks, buses, tractors, trailers, RVs, and off-the-road equipment. Concentrated and can be used on stainless steel, glass, oxidized paint, and polished aluminum. May also be used as a pre-soak or pre-spray in more demanding areas. Quick and free rinsing.

#5 ALUMINUM BRIGHTENER AF

Hotsy's answer to aluminum cleaning

This highly concentrated acid with dilution ratios up to 1 to 20, attacks oxidized aluminum leaving a "like new" look to the surface after the initial application. Not to be used on new aluminum or aluminum that is not oxidized.

#6 TUBMATE TORQUE

Hotsy's best parts washer detergent

This soft metal powder is a heavy duty parts washer detergent specially formulated for use on softer materials such as brass, copper, stainless steel and plastics. Higher alkalinity and solvent-based cleaning booster provides effective penetration and removal of difficult oil, grease and carbon-based soils while protecting softer materials.

#7 SALT LICK

Hotsy's answer to removing salt and de-icing solutions

Salt Lick is formulated to remove road salts and build up from de-icing solutions used on winter roads. Breaks down the crystalline structure of ice melt products and prevents them from re-crystallizing for easy rinsing. Salt Lick is a dual-purpose concentrated detergent attacking heavy soils and road film.

#8 CARBOCHLOR

Hotsy's #1 choice for cleaning food preparation areas

A uniquely effective chlorinated alkali general purpose detergent for food processing use settings. Excellent on tough odors, stains, dirt, oils and fats left behind on equipment, floors, and walls. Effective with mechanical cleaning, pressure cleaning and soak tanks. NSF recognized for use in Federally Inspected food plants, non-food compounds (A1).

#9 CON-B-GONE

Removes green concrete from trucks & tools

A fast acting acidic product that when applied to ready mix trucks, forms and tools softens dried concrete splatter allowing it to be rinsed away with a hot or cold water pressure washer. Con-B-Gone's foaming formula makes application over large areas quick and easy.

#10 DUCT BOSS

Hotsy's detergent for restaurant & food production

Duct Boss is specifically designed to remove the dangerous build-up of grease in exhaust hoods of food cooking establishments. Through a hot water pressure washer, fast effective removal restores hood and ducts to a clean, safe result. NSF approved, nonfood compounds (A2). Works well on carbonized grease. Equally effective on foodservice grills, fryers, broilers, and ovens. Can be used in pressure cleaning, mechanical cleaning and soak tanks.

#11 PHOSPHATIZER NO. 2

No. 2 is #1 at phosphatizing of iron and steel parts

A complete and economical detergent and phosphatizing system for one-step phosphatizing of iron and steel parts. Phosphatizer No. 2 can be used at temperatures ranging from 120°F to 180°F. Equally effective in spray, dip and wipe-on applications. A quality product with 20+ years of successful history in the industry.

#12 ENVIRO GARD 2

Transportation Detergent for Recycling Systems

A quick-release detergent formulated for use with filtration-type or gray water recycle systems. This phosphate-free liquid releases oils and greases rapidly for maximum separation. Low solid content reduces build-up, allowing more cycles between discharge. Non-emulsifying.



PLEASE NOTE: Hotsy detergents should be used following the instructions printed on the product label and best safety practices. Some Hotsy Detergents cannot ship UPS.

GENERAL PURPOSE

Breakthrough! Advanced Formula Hotsy's #1 Recommended All-Purpose Detergent



PART NUMBER	DESCRIPTION	FORM	SHIP WEIGHT (LBS)	LIST PRICE
8.759-237.0	2x2.5 Gal	Liquid	46	
8.759-238.0	5 Gal	Liquid	46	
8.759-239.0	55 Gal	Liquid	492	
8.759-240.0	275 Gal	Liquid	2484	
8.931-964.0	6 Pail Super Concentrate Kit (makes 6, 5 gal pails)	Liquid-Liquid	48	
8.931-965.0	Drum Super Concentrate Kit (makes 1, 55 gal drum)	Liquid-Liquid	84	
8.931-966.0	9-Pak Super Concentrate Kit (makes 495 gals)	Liquid-Liquid	728	
8.759-241.0	Label Pk 50 - 5 Gal			
8.759-242.0	Label Pk 50 - 55 Gal			
8.760-082.0	Label Pk 10 - 275 Gal			

Breakthrough! Advanced Formula is an ideal general purpose cleaner. It is extremely effective in cleaning stainless steel, aluminum, glass, concrete, plastic and painted surfaces. Breakthrough! AF is highly versatile and effective for cleaning a variety of equipment. This highly concentrated detergent tackles built up oil and grease, yet is gentle enough for fine finishes found on cars and in general cleaning. And it is biodegradable! Our detergents work well in cold water and even better with hot water. Perfect for use as a pre-soak or pre-spray in more challenging situations.

SPECIFICATIONS: ■ pH: 12.1 ■ Foaming Action: High ■ Reaction in Hard Water (TDS): Very Good ■ Dilution Ratio: 1:150 ■ Color: Red/Orange ■ Scent: No Added Fragrance ■ Hotsy Continuous Clean Additives **RECOMMENDED APPLICATIONS AND USES:** Stainless steel, aluminum, glass, concrete, plastic, fiberglass, and painted surfaces / Cars, trucks, buses / RV's, trailers, and buildings / Tractors, farm equipment, crates and pens / General degreasing and cleaning / Floors, walls, concrete

Blue Thunder



PART NUMBER	DESCRIPTION	FORM	SHIP WEIGHT (LBS)	LIST PRICE
8.905-442.0	5 Gallons	Liquid	46	
8.905-445.0	Super Concentrate*	Powder	49	
8.905-446.0	9 Pak Super-Concentrate*	Powder	442	
8.698-246.0	275-Gallon Tote	Liquid	2472	
8.765-850.0	5 Gal. Product Label, Pkg. of 50			

A popular vehicle cleaner for removing exhaust deposits, road film and bug residue. Excellent for older vehicles with faded finishes; helps restore oxidized paint surfaces of all types. Great for housewashing. Works well in cold water.

SPECIFICATIONS: ■ pH: 12.5 ■ Foaming Action: Low ■ Reaction in Hard Water (TDS): Good ■ Dilution Ratio: 1:100 to 1:120 ■ Color: Clear Light Blue ■ Scent: Musty ■ Hotsy Continuous Clean Additives **RECOMMENDED APPLICATIONS AND USES:** Farm Machinery, Road Film, Diesel Smoke, Restaurants, Stainless Steel, Aluminum, Log Cabins / Houses, Floors / Walls, Grease / Oils, Decks / Fences / Siding, Exhaust Trails, General Cleaning

Super XL



PART NUMBER	DESCRIPTION	FORM	SHIP WEIGHT (LBS)	LIST PRICE
8.904-725.0	5 Gallons	Liquid	46	
8.904-728.0	55 Gallons	Liquid	494	
8.904-677.0	Super Concentrate Kit*	Powder	48	
8.904-681.0	Super Concentrate Kit, 8 Pak*	Powder	391	
9.846-062.0	5 Gal. Product Label, Pkg. of 50			

Low foaming detergent for reduced rinse time. A highly efficient truck wash detergent designed to be low foaming and very free rinsing. Super XL cleans without the bubbles and foam to drastically reduce rinse time and is a favorite of contract cleaners and truck wash facilities.

SPECIFICATIONS: ■ pH: 12 ■ Foaming Action: Low ■ Reaction in Hard Water (TDS): Best ■ Dilution Ratio: 1:128 ■ Color: Red ■ Scent: No Added Fragrance ■ Free Rinsing **RECOMMENDED APPLICATIONS AND USES:** Vehicles / Trucks, Construction, Vehicles, Engines, Road Film, Grease / Oils, Agriculture, Food Processing, Aluminum, Diesel Smoke, General Cleaning, Dairy Farms, Industrial Equipment, Stainless Steel, Carbon, Veterinarians, Farm Equipment, Mold / Mildew, Degreasing Surfaces, Painted / Unpainted, Floors / Walls

Super X

K

PART NUMBER	DESCRIPTION	FORM	SHIP WEIGHT (LBS)	LIST PRICE
8.904-673.0	50 lb Drum	Powder	53	
8.904-674.0	100 lb Drum	Powder	104	
8.904-675.0	450 lb Drum	Powder	469	
9.846-061.0	5 Gal. Product Label, Pkg. of 50			

This concentrated powder is popular in the agriculture, construction, transportation and food industries. Safe on all surfaces, it's easy to use, low foaming and free rinsing. Mix Instructions: Dissolve 8 oz. (1 cup) with 1 gallon warm (90°) water. Regulate amount desired with detergent metering valve.

SPECIFICATIONS: ■ PH: 11.0 at 1% solution ■ Foaming Action: Low ■ Reaction in Hard Water (TDS): Best ■ Dilution Ratio: See Above ■ Color: Red ■ Scent: No Added Fragrance ■ Free Rinsing **RECOMMENDED APPLICATIONS AND USES:** Food Industry, Painted / Unpainted Surfaces, Aluminum, Diesel Smoke, Farming, Road Film, General Cleaning, Fiberglass, Veterinarian Services, Stainless Steel, Kennels, Dirt, General Livestock, Grease / Oils, Floors / Walls, Carbon

Product 31

K

PART NUMBER	DESCRIPTION	FORM	SHIP WEIGHT (LBS)	LIST PRICE
9.846-057.0	Super Concentrate Kit*	Powder/Liquid	59	
9.846-081.0	5 Gal. Product Label, Pkg. of 50			

Here's an all-purpose vehicle cleaner for a wide range of applications. Use it on over-the-road tractors and trailers, truck fleets, and cars. Powerful yet gentle cleaners attack road film and dirt while protecting painted surfaces. Helps restore all types of oxidized paint surfaces.

SPECIFICATIONS: ■ pH: 12.3 ■ Foaming Action: Medium ■ Reaction in Hard Water (TDS): Good ■ Dilution Ratio: 1:150 ■ Color: Clear Green ■ Scent: Floral/Solvent ■ Hotsy Continuous Clean Additives **RECOMMENDED APPLICATIONS AND USES:** Farm Equipment, Stainless Steel, Aluminum, Oxidized Paint, Agriculture, Whitewalls, General Cleaning, Degreasing, Transportation, Painted / Unpainted Surfaces, Fiberglass, Engine Cleaning, Food Industry, Vinyl Tops, Road Film, Dirt

Enviro-Clean

K

PART NUMBER	DESCRIPTION	FORM	SHIP WEIGHT (LBS)	LIST PRICE
8.904-927.0	5 Gallons	Liquid	47	
9.846-026.0	Super Concentrate Kit*	Powder/Liquid	97	
8.760-184.0	275 Gallon	Liquid	2484	\$4,050.00
9.846-079.0	5 Gal. Product Label, Pkg. of 50			

This phosphate-free detergent is excellent for communities where phosphates are prohibited from entering municipal wastewater treatment facilities. It's safe for all kinds of cleaning, yet has the cleaning power of highly concentrated degreasers. It is great on polished aluminum.

SPECIFICATIONS: ■ pH: 12.3 ■ Foaming Action: High ■ Reaction in Hard Water (TDS): Good ■ Dilution Ratio: 1:150 ■ Color: Pink ■ Scent: Fresh & Clean ■ Phosphate Free ■ Hotsy Continuous Clean Additives **RECOMMENDED APPLICATIONS AND USES:** Automotive, Stainless Steel, Grease / Oils, Construction, Painted / Unpainted Surfaces, Diesel Smoke, Farm Machinery, Floors / Walls, Road Film, Restaurants, General Cleaning, Aluminum / Polished Aluminum

Formula 1908

K

PART NUMBER	DESCRIPTION	FORM	SHIP WEIGHT (LBS)	LIST PRICE
8.760-085.0	5 Gallons	Liquid	46	
8.760-086.0	55 Gallons	Liquid	502	

Tackles some of the toughest cleaning challenges you will encounter. Formula 1908 powers through heavy soil and grime where others fail. Ideally suited for removal of high mineral content soil, fertilizer and pesticide residues, road grime, environmental scale, etc. Effective on automotive finishes, tractors, equipment, trucks, and buildings.

SPECIFICATIONS: ■ pH: 13.3 ■ Foaming Action: High ■ Reaction in Hard Water (TDS): Best ■ Dilution Ratio: 1:100 ■ Color: Dark Orange ■ Scent: None added ■ Hotsy Continuous Clean Additive **RECOMMENDED APPLICATIONS AND USES:** Concrete, most plastics, fiberglass, painted surfaces, steel / Cars, trucks, buses, RV's, trailers, and buildings / Tractors, farm equipment, heavy equipment. *Not recommended for aluminum, uncoated or polished aluminum. Use with caution on soft metal surfaces.*



TRANSPORTATION



Transport Advanced Formula

PART NUMBER	DESCRIPTION	FORM	SHIP WEIGHT (LBS)	LIST PRICE
8.760-311.0	5 Gal	Liquid	46	
8.760-312.0	55 Gal	Liquid	491	
8.760-313.0	275 Gal	Liquid	2476	
8.933-548.0	Transport Advanced Drum Kit	Liquid-Liquid	84	
8.760-314.0	Label, 50 Pack Transport AF / 5 Gal			
8.760-315.0	Label, 50 Pack Transport AF / 55 Gal			
8.760-316.0	Label, 10 Pack Transport AF / 275 Gal			

Transport Advanced Formula is an effective economical detergent that cleans cars, trucks, buses, tractors, trailers, RVs and off-the-road equipment. It delivers a clean appearance every time and contains ingredients targeted at road and environmental grime as well as grease and debris. Concentrated and can be used on stainless steel, glass, oxidized paint and polished aluminum. Works well in cold water and even better with hot water. May also be used as a pre-soak or pre-spray in more demanding areas. Quick and free rinsing.

SPECIFICATIONS: ■ pH: 12.2 ■ Foaming Action: Medium ■ Reaction in Hard Water (TDS): Good ■ Dilution Ratio: 1:100 ■ Color: Red ■ Scent: No added fragrance ■ Hotsy Continuous Clean Additives **RECOMMENDED APPLICATIONS AND USES:** Cars, Trucks, Buses, RVs, Trailers, Tractors, Trains / Road Film, Clay / Salts / Dirt, Bug Residue, Diesel smoke, Oxidized Paint / Aluminum, Stainless Steel, and Fiberglass / Other painted and unpainted equipment and surfaces

Power Shine Advanced Formula



PART NUMBER	DESCRIPTION	FORM	SHIP WEIGHT (LBS)	LIST PRICE
8.759-841.0	2x2.5 Gal	Liquid	46	
8.759-842.0	5 Gal	Liquid	46	
8.759-843.0	55 Gal	Liquid	492	
8.759-844.0	275 Gal	Liquid	2484	
8.391-688.0	6 Pail Super Concentrate Kit (makes 6, 5 gal pails)	Liquid-Liquid	48	
8.391-689.0	Drum Super Concentrate Kit (makes 1, 55 gal drum)	Liquid-Liquid	84	
8.931-690.0	9-Pak Super Concentrate Kit (makes 495 gals)	Liquid-Liquid	728	
8.759-845.0	Label, 50 Pack Power Shine AF / 5 Gal			
8.759-846.0	Label, 50 Pack Power Shine AF / 55 Gal			
8.759-847.0	Label, 10 Pack Power Shine AF / 275 Gal			

Power Shine Advanced Formula is unmatched in its ability to totally clean cars, trucks, buses, tractors, trailers, RV's and off-the-road equipment. It gives a clean, professionally shined appearance every time. Power Shine AF contains a set of ingredients that result in extremely fast and effective removal of grease, oil, dirt, smoke trails and road film. Highly concentrated and excellent on oxidized paint and polished aluminum. Works well in cold water and even better with hot water. May also be used as a pre-soak or pre-spray in more demanding areas.

SPECIFICATIONS: ■ pH: 12.1 ■ Foaming Action: High ■ Reaction in Hard Water (TDS): Very good ■ Dilution Ratio: 1:150 ■ Color: Dark Red ■ Scent: Fresh citrus mint ■ Hotsy Continuous Clean Additives **RECOMMENDED APPLICATIONS AND USES:** Cars, Trucks, Buses, RV's, Trailers, Tractors, Trains / Road Film, Clay / Salts / Dirt, Bug Residue, Diesel smoke, Oxidized Paint / Aluminum, Stainless Steel, and Fiberglass / Other painted and unpainted equipment and surfaces



Power Shine Plus Advanced Formula
Hotsy's #1 Recommended Transportation Detergent

PART NUMBER	DESCRIPTION	FORM	SHIP WEIGHT (LBS)	LIST PRICE
8.759-854.0	2x2.5 Gal	Liquid	46	
8.759-855.0	5 Gal	Liquid	46	
8.759-856.0	55 Gal	Liquid	491	
8.759-857.0	275 Gal	Liquid	2476	
8.931-691.0	6 Pail Super Concentrate Kit (makes 6, 5 gal pails)	Liquid-Liquid	48	
8.931-693.0	Drum Super Concentrate Kit (makes 1, 55 gal drum)	Liquid-Liquid	84	
8.931-692.0	9-Pak Super Concentrate Kit (makes 495 gals)	Liquid-Liquid	728	
8.759-858.0	Label, 50 Pack Power Shine PLUS AF / 5 Gal			
8.759-859.0	Label, 50 Pack Power Shine PLUS AF / 55 Gal			
8.759-860.0	Label, 10 Pack Power Shine PLUS AF / 275 Gal			

Power Shine Plus Advanced Formula is unmatched in its ability to totally clean and wax cars, trucks, buses, tractors, trailers, RV's and off-the-road equipment. It contains a set of ingredients that result in extremely fast and effective removal of grease, oil, dirt, smoke trails and road film. A special wax is added to provide a durable, attractive finish that keeps dirt from adhering to surfaces and protects them against salt, air pollution and acid rain. Highly concentrated and excellent on oxidized paint and polished aluminum. Power Shine Plus Advanced Formula is easy to rinse and reduces water spotting. Works well in cold water and even better with hot water.

SPECIFICATIONS: ■ pH: 12.4 ■ Foaming Action: High ■ Reaction in Hard Water (TDS): Very Good ■ Dilution Ratio: 1:150 ■ Color: Dark Red ■ Scent: Fresh Citrus Mint
 ■ Hotsy Continuous Clean Additive **RECOMMENDED APPLICATIONS AND USES:** Cars, Trucks, Buses, RV's, Trailers, Tractors, Trains / Road Film, Clay / Salts / Dirt, Bug Residue, Diesel smoke, Oxidized Paint / Aluminum, Stainless Steel, and Fiberglass / Other painted and unpainted equipment and surfaces

Nytro



PART NUMBER	DESCRIPTION	FORM	SHIP WEIGHT (LBS)	LIST PRICE
8.904-929.0	5 Gallons	Liquid	47	
9.846-021.0	Super Concentrate Kit*	Powder/Liquid	90	
9.846-080.0	5 Gal. Product Labels, Pkg. of 50			

Truckers and fleet maintenance specialists swear by this heavy duty detergent. It makes diesel smoke stains, road film and gummy grease residue disappear. It's equally effective on floors, walls and windows. Use this powerful cleaner where other detergents and chemicals fail.

SPECIFICATIONS: ■ pH: 11.8 ■ Foaming Action: High ■ Reaction in Hard Water (TDS): Poor ■ Dilution Ratio: 1:120 ■ Color: Clear ■ Scent: No Added Fragrance ■ Hotsy Continuous Clean Additives **RECOMMENDED APPLICATIONS AND USES:** Automotive / Trucking / Aircraft, Grease / Cooking Oil, Aluminum, Carbon, Construction / Farm Equipment, Dirt, Food Industry, Acid Rain, Stainless Steel, Crates / Pens, Diesel Smoke, Mold / Mildew, Painted / Unpainted Surfaces, Floors / Walls, Road Film, Clay

Envy Super Concentrate



PART NUMBER	DESCRIPTION	FORM	SHIP WEIGHT (LBS)	LIST PRICE
8.698-077.0	Qty 4, 1 Gallon Containers	Liquid	35	
8.698-078.0	5 Gallons	Liquid	44	

A vehicle wash detergent that works well in all water conditions and temperatures. Ultra concentrated, hard water formula, high-foaming, easy rinsing, flows in colder temperatures.

SPECIFICATIONS: ■ pH: 9.7 ■ Foaming Action: High ■ Reaction in Hard Water (TDS): Good ■ Dilution Ratio: 1:700 ■ Color: Dark Green ■ Scent: Floral
 ■ Hotsy Continuous Clean Additives **RECOMMENDED APPLICATIONS AND USES:** Trucks, Automobiles, Automatic Car Washes



Carbon-Ate



PART NUMBER	DESCRIPTION	FORM	SHIP WEIGHT (LBS)	LIST PRICE
8.904-896.0	5 Gallons	Liquid	47	
8.904-898.0	55 Gallons	Liquid	506	
9.846-000.0	Super Concentrate Kit*	Powder/Liquid	94	
9.846-001.0	Super Concentrate Kit, 9 Pak*	Powder/Liquid	873	
9.846-063.0	5 Gal. Product Label, Pkg. of 50			

Especially formulated to clean engine compartments and hard to clean vehicles, road film, white wall tires and carbon (diesel smoke and exhaust). Works great on polished aluminum.

SPECIFICATIONS: ■ pH: 12.5 ■ Foaming Action: High ■ Reaction in Hard Water (TDS): Best ■ Dilution Ratio: 1:150 ■ Color: Green ■ Scent: No Added Fragrance ■ Hotsy Continuous Clean Additives **RECOMMENDED APPLICATIONS AND USES:** Vehicles, Painted / Unpainted Surfaces, Road Film, Grease / Oil, Baked-on Carbon, Fish / Animal Oils, Bug Residue, Fiberglass, Mold / Mildew, Whitewalls, Aluminum, Stainless Steel

Carbon-Ate Plus



PART NUMBER	DESCRIPTION	FORM	SHIP WEIGHT (LBS)	LIST PRICE
8.904-832.0	5 Gallons	Liquid	47	
9.846-019.0	Super Concentrate Kit*	Powder/Liquid	94	
9.846-078.0	5 Gal. Product Label, Pkg. of 50			

A special wax is added to Carbon-Ate Plus to provide a durable, attractive finish that keeps dirt from adhering to surfaces and protects them against salt, air pollution and acid rain. Easy to rinse and it reduces water spotting. It works great on polished aluminum.

SPECIFICATIONS: ■ pH: 12.5 ■ Foaming Action: High ■ Reaction in Hard Water (TDS): Best ■ Dilution Ratio: 1:150 ■ Color: Green ■ Scent: No Added Fragrance ■ Free Rinsing ■ Hotsy Continuous Clean Additive **RECOMMENDED APPLICATIONS AND USES:** Automotive, Painted Surfaces, Road Film, Acid Rain, Trucking, Bug Residue, Diesel Smoke, Pollution, Vehicles, Stainless Steel, Grease / Oil, Salts / Clay / Dirt, Aluminum, Hot Waxes, Exhaust Trails, Vinyl Tops

Hotsy Red



PART NUMBER	DESCRIPTION	FORM	SHIP WEIGHT (LBS)	LIST PRICE
8.904-829.0	50 lb Drum*	Powder	53	
8.904-830.0	100 lb Drum*	Powder	104	

Ideal for heavy duty, automatic and manual vehicle washing applications. Use at the rate of 1 to 2 oz. per 100 gallons of wash water.

SPECIFICATIONS: ■ pH: 12.1 at 1% Solution ■ Foaming Action: Medium ■ Reaction in Hard Water (TDS): Good ■ Dilution Ratio: 1-2 oz/100 Gal ■ Color: Maroon ■ Scent: No Added Fragrance ■ Hotsy Continuous Clean Additives **RECOMMENDED APPLICATIONS AND USES:** Automotive, Road Film, Grease / Oil, Trucking, Dirt, Bug Residue, Construction, Salts, Diesel Soot, Stainless Steel / Aluminum, Engine Cleaning, Fifth Wheels

Enviro Gard 2

Top Recommendation for Filtration and Water Recycle Systems



PART NUMBER	DESCRIPTION	FORM	SHIP WEIGHT (LBS)	LIST PRICE
8.905-123.0	5 Gallons	Liquid	46	
8.905-124.0	55 Gallons	Liquid	487	
9.846-030.0	Super Concentrate Kit*	Powder/Liquid	42	
9.846-094.0	Super Concentrate Kit, 9 Pak*	Powder/Liquid	373	
9.846-083.0	5 Gal. Product Label, Pkg. of 50			

A quick-release detergent formulated for use with filtration-type or gray water recycle systems. This phosphate-free liquid releases oils and greases rapidly for maximum separation. Low solid content reduces build-up, allowing more cycles between discharge. Non-emulsifying.

SPECIFICATIONS: ■ pH: @5% Solution: 10.5 ■ Foaming Action: Medium ■ Reaction in Hard Water (TDS): Good ■ Dilution Ratio: 1:60 ■ Color: Clear ■ Scent: No Added Fragrance ■ Phosphate Free ■ Hotsy Continuous Clean Additives **RECOMMENDED APPLICATIONS AND USES:** Recycle Systems / General Purpose Cleaner

Salt Lick

Hotsy's Best-selling Detergent for Removing Salt and De-icing Solutions



PART NUMBER	DESCRIPTION	FORM	SHIP WEIGHT (LBS)	LIST PRICE
8.698-081.0	5 Gallons	Liquid	46	
8.698-082.0	55 Gallons	Liquid	502	

Salt Lick is formulated to remove salt, calcium chloride and de-icing solution used on winter roads by breaking down the crystalline structure of ice melt products and prevents them from re-crystallizing so they can be washed away. Salt Lick is a dual-purpose concentrated detergent attacking heavy soils and road film.

SPECIFICATIONS: ■ pH: 13.3 ■ Reaction in Hard Water (TDS): Best ■ Dilution Ratio: 1:100 ■ Color: Dark Red ■ Scent: Slight Detergent ■ Phosphate Free
RECOMMENDED APPLICATIONS AND USES: Truck Trailers, Snow Plows, Automobiles, Fifth Wheels, Construction Equipment

Aero One

PART NUMBER	DESCRIPTION	FORM	SHIP WEIGHT (LBS)	LIST PRICE
8.905-634.0	5 Gallons	Liquid	47	
8.905-636.0	55 Gallons	Liquid	505	

Approved for aircraft use, this non-toxic compound has met rigorous standards set by the aerospace industry (Aerospace Specification AMS-1526). High concentrations of corrosion inhibitors fight effects of salt, air pollution and acid rain. Meets Aerospace Materials Specification AMS-1526C Cleaner for Aircraft Exterior Surfaces, Water-Miscible, Pressure-Spraying Type.

SPECIFICATIONS: ■ pH: 12.5 ■ Foaming Action: High ■ Reaction in Hard Water (TDS): Good ■ Dilution Ratio: 1:50 ■ Color: Red ■ Scent: Solvent ■ Free Rinsing ■ Hotsy Continuous Clean Additives **RECOMMENDED APPLICATIONS AND USES:** Aircraft, Painted / Unpainted Surfaces, Degreasing, Cars / Trucks, Aluminum, Stainless Steel, Ground Support Equipment, Air Pollution, Acid Rain, Road Film / Salt, Oxidized Paint, Exhaust Trails

Vehicle Pre-Soak

PART NUMBER	DESCRIPTION	FORM	SHIP WEIGHT (LBS)	LIST PRICE
8.698-230.0	5 Gallons	Liquid	49	
8.698-231.0	55 Gallons	Liquid	515	

Used to remove stubborn soils like bugs, tar, oil and grease deposits on vehicles. Apply before washing in order to penetrate and break up soils. The more time allowed to soak, the less scrubbing is required.

SPECIFICATIONS: ■ pH: 12.8 ■ Reaction in Hard Water (TDS): Good ■ Dilution Ratio: 1:60 ■ Color: Clear Blue ■ Scent: Citrus **RECOMMENDED APPLICATIONS AND USES:** Automotive, Road Film, Grease / Oil, Trucking, Salts, Bug Residue, Construction, Carbon, Diesel Smoke, Asphalt/Tar, Exhaust Trails

Vehicle Tire & Rim Cleaner

PART NUMBER	DESCRIPTION	FORM	SHIP WEIGHT (LBS)	LIST PRICE
8.698-229.0	Qty 12, 1 Quart	Liquid	28	

Fast and easy way to deep clean the black rubber, road film and brake dust soils from your tires and rims. Simply spray, wait and rinse. This product should be used to clean tire and wheels before adding tire dressing. Make tire dressings look better and last longer. Safe to use on all tires. Safe for steel and aluminum wheels, including coated wheels.

SPECIFICATIONS: ■ pH: 12.9 ■ Foaming Action: High ■ Reaction in Hard Water (TDS): Average ■ Dilution Ratio: Ready to Use ■ Color: Colorless ■ Scent: Detergent **RECOMMENDED APPLICATIONS AND USES:** Automotive / Trucking / Vehicles, Road Film, Grease / Oil, Construction / Farm Equipment, Whitewalls / Vinyl Tops, Aluminum

Liquid Foamer

PART NUMBER	DESCRIPTION	FORM	SHIP WEIGHT (LBS)	LIST PRICE
8.905-527.0	5 Gallons	Liquid	46	

When combined with most detergents, it creates mountains of suds and increases dwell time to loosen dirt, grease and oil. Designed for use with foam generators and revolving brushes.

SPECIFICATIONS: ■ pH: 6.8 ■ Foaming Action: High ■ Reaction in Hard Water (TDS): Good ■ Dilution Ratio: 1:25 to 1:100 ■ Color: Pale Yellow ■ Scent: Slight Detergent **RECOMMENDED APPLICATIONS AND USES:** Food Plants, Foaming Brushes, Detergent Additive, Vehicles, Foam Booster / Foam Stabilizer, Vertical Surfaces



Rinse Aid



PART NUMBER	DESCRIPTION	FORM	SHIP WEIGHT (LBS)	LIST PRICE
8.905-609.0	5 Gallons	Liquid	46	

With a dilution ratio of 1:5000, this is an extremely economical additive for rinse cycles. Hotsy Rinse Aid prevents spotting on vehicles.

SPECIFICATIONS: ■ pH: 7.6 ■ Foaming Action: Low ■ Reaction in Hard Water (TDS): Good ■ Dilution Ratio: 1:5000 ■ Color: Clear ■ Scent: None ■ Free Rinsing **RECOMMENDED APPLICATIONS AND USES:** Automotive, Aircraft Equipment, Fiberglass, Trucking, Heavy Equipment, Aluminum, Construction, Painted

400 Wax



PART NUMBER	DESCRIPTION	FORM	SHIP WEIGHT (LBS)	LIST PRICE
8.905-531.0	5 Gallons	Liquid	43	

Added to a final rinse, this long-lasting, liquid wax creates a durable finish that improves a vehicle's appearance and keeps dirt from adhering to the surface. It gives added protection against salt, air pollution and acid rain. With a dilution ratio of 1 to 2000, this is a highly economical wax.

SPECIFICATIONS: ■ pH: 5.3 ■ Foaming Action: None ■ Reaction in Hard Water (TDS): Best ■ Dilution Ratio: 1:2000 ■ Color: Straw ■ Scent: No Added Fragrance ■ Free Rinsing **RECOMMENDED APPLICATIONS AND USES:** Automotive, Hot Waxes, Vinyl Tops, Trucking, Painted Surfaces, Whitewalls, Vehicles, Stainless Steel, Fiberglass



HOTSY DETERGENTS

NOTHING CLEANS LIKE A HOTSY

ADVANCE YOUR CLEANING POTENTIAL WITH HOTSY ADVANCED FORMULA DETERGENTS!



FIND OUT MORE!



**ASK ABOUT
GREAT PRICING
ON HOTSY'S
NEWEST
DETERGENTS!**

GENERAL PURPOSE CLEANERS

FORMULA 1908
BREAKTHROUGH! ADVANCED FORMULA

TRANSPORTATION

TRANSPORT ADVANCED FORMULA
POWER SHINE & POWER SHINE
PLUS ADVANCED FORMULA

DEGREASERS

RIPPER I & RIPPER II ADVANCED FORMULA

*In sizes from 5 gallon buckets
to 275+ gallon totes.*

DEGREASERS



Ripper I Advanced Formula Hotsy's #1 Recommended Degreaser

PART NUMBER	DESCRIPTION	FORM	SHIP WEIGHT (LBS)	LIST PRICE
8.759-247.0	2x2.5 Gal	Liquid	46	
8.759-248.0	5 Gal	Liquid	46	
8.759-249.0	55 Gal	Liquid	492	
8.759-250.0	275 Gal	Liquid	2484	
8.929-872.0	6 Pail Super Concentrate Kit (makes 6, 5 gal pails)	Liquid-Liquid	48	
8.929-760.0	Drum Super Concentrate Kit (makes 1, 55 gal drum)	Liquid-Liquid	84	
8.929-761.0	9-Pak Super Concentrate Kit (makes 495 gals)	Liquid-Liquid	728	
8.759-887.0	Label, 10 Pack Ripper I / 275 Gal			
8.759-251.0	Label, 50 Pack Ripper I / 5 Gal			
8.759-252.0	Label, 50 Pack Ripper I / 55 Gal			

Highly concentrated Ripper I Advanced Formula is excellent for “Ripping” the grease and dirt from heavy equipment, engines, trucks, buses, and tractors. Floors, buildings, concrete and walls are also no problem to clean. Equally tackles petroleum, plant and animal-based grease and oil. Ripper I Advanced Formula has a combination of ingredients that rapidly penetrate and remove dirt, oil, grease and other soils. Safe for use on metals and most surfaces when used as directed.

SPECIFICATIONS: ■ pH: 10.2 ■ Foaming Action: Medium-High (quick rinsing) ■ Reaction in Hard Water (TDS): Very Good ■ Dilution Ratio: 1:100 ■ Color: Pink-Violet ■ Scent: No Added Fragrance ■ Hotsy Continuous Clean Additive **RECOMMENDED APPLICATIONS AND USES:** Heavy equipment in mining, oil field, construction, and transportation / Engines, trucks, trailers, railroad cars and buses / Tractors, farm equipment, crates and pens / Petroleum-based grease and oil / Food industry / Floors, walls, concrete / Animal-based grease and oil

Ripper II Advanced Formula



PART NUMBER	DESCRIPTION	FORM	SHIP WEIGHT (LBS)	LIST PRICE
8.759-257.0	2x2.5 Gal	Liquid	46	
8.759-258.0	5 Gal	Liquid	46	
8.759-259.0	55 Gal	Liquid	491	
8.759-260.0	275 Gal	Liquid	2476	
8.929-873.0	6 Pail Super Concentrate Kit (makes 6, 5 gal pails)	Liquid-Liquid	48	
8.929-762.0	Drum Super Concentrate Kit (makes 1, 55 gal drum)	Liquid-Liquid	84	
8.929-763.0	9-Pak Super Concentrate Kit (makes 495 gals)	Liquid-Liquid	728	
8.759-888.0	Label, 10 Pack Ripper II / 275 Gal			
8.759-261.0	Label, 50 Pack, Ripper II / 5 Gal			
8.759-262.0	Label, 50 Pack, Ripper II / 55 Gal			

Ripper II Advanced Formula is the big brother of Ripper I AF and is excellent for “Ripping” the extra tough grease and dirt from heavy machinery, engines, off-road equipment, fifth wheels, drag lines and cranes. Equally tackles petroleum, plant and animal-based grease and oil. Ripper II AF has a combination of ingredients that rapidly penetrate and remove dirt, oil, grease and other soils. contains water-softening agents, alkaline builders, and rust and corrosion inhibitors. Safe for use on metals and most surfaces when used as directed.

SPECIFICATIONS: ■ pH: 12.9 ■ Foaming Action: Medium-Low (quick rinsing) ■ Reaction in Hard Water (TDS): Very Good ■ Dilution Ratio: 1:40 ■ Color: Red-Orange ■ Scent: No Added Fragrance ■ Hotsy Continuous Clean Additive **RECOMMENDED APPLICATIONS AND USES:** Heavy equipment in mining, oil field, construction, and transportation / Engines, fifth wheels / Petroleum-based grease and oil / Food industry / Heavily soiled floors, walls, concrete / Animal-based grease and oil

Hotsy Orange



PART NUMBER	DESCRIPTION	FORM	SHIP WEIGHT (LBS)	LIST PRICE
9.846-100.0	Super Concentrate Kit*	Powder/Liquid	67	
9.846-101.0	Super Concentrate Kit, 9 Pak*	Powder/Liquid	584	
8.698-066.0	275 Gallon Tote*	Liquid	2472	
9.846-102.0	5 Gal. Product Label, Pkg. of 50			

Hotsy's moderate pH degreaser. This surfactant based non-caustic detergent was developed for people in the oil field that needed good degreasing and cleaning but also needed to be user friendly and have a pH of below 10.5. Orange is safe on painted surfaces and is very effective on carbon based deposits; road film and truck exhaust stains.

SPECIFICATIONS: ■ **Use Caution: Wear Protective Gear** ■ pH: 10.5 @ 5% Solutions ■ Foaming Action: Medium ■ Reaction in Hard Water (TDS): Good ■ Dilution Ratio: 1:50 ■ Color: Orange ■ Scent: Citrus ■ Hotsy Continuous Clean Additive **RECOMMENDED APPLICATIONS AND USES:** Construction Equipment, Farm Equipment, Road Film, Diesel Smoke, Heavy Equipment, Fifth Wheel Grease, Off-Road Machinery, Degreasing, Stainless Steel, Unpainted Surfaces, Engine Cleaning, Grease / Oil, Oil & Gas Drilling, Salts / Clay / Dirt, Carbon [This product cannot be shipped via UPS.]



Citrus Clean



PART NUMBER	DESCRIPTION	FORM	SHIP WEIGHT (LBS)	LIST PRICE
8.904-985.0	5 Gallons	Liquid	44	
8.904-986.0	55 Gallons	Liquid	466	

This citrus-based detergent additive increases any detergent's cleaning and degreasing power and is a great degreaser in its own right, plus it also enhances rinsing. Citrus Clean contains d-limonene which is a great "natural" degreaser.

SPECIFICATIONS: ■ pH: 10:3 ■ Foaming Action: High ■ Reaction in Hard Water (TDS): Best ■ Dilution Ratio: 1:50 ■ Color: Clear Light Yellow ■ Scent: Citrus ■ Free Rinsing **RECOMMENDED APPLICATIONS AND USES:** Detergent Additive, Degreasing - All Surfaces, Grease /Oil

DEGREASERS - HIGH ALKALINITY

Panel Wash



PART NUMBER	DESCRIPTION	FORM	SHIP WEIGHT (LBS)	LIST PRICE
9.846-106.0	Super Concentrate Kit*	Powder/Liquid	53	
9.846-107.0	Super Concentrate Kit, 8 Pak*	Powder/Liquid	423	
9.846-086.0	5 Gal. Product Label, Pkg. of 50			

A highly effective, economical detergent designed for the truck and transportation industry. It contains a small amount of caustic and is effective as a "pre-spray" to attack the final layer of soil that other products might not penetrate.

SPECIFICATIONS: ■ pH: 12.8 ■ Foaming Action: Medium ■ Reaction in Hard Water (TDS): Good ■ Dilution Ratio: 1:100 ■ Color: Purple ■ Scent: None ■ Hotsy Continuous Clean Additives **RECOMMENDED APPLICATIONS AND USES:** Trucking, Salts, Bug Residue, Construction, Carbon, Diesel Smoke, Asphalt / Tar, Exhaust Trails, Acid Rain

Hotsy Brown



PART NUMBER	DESCRIPTION	FORM	SHIP WEIGHT (LBS)	LIST PRICE
8.915-455.0	5 Gallons	Liquid	48	
8.915-453.0	55 Gallons	Liquid	515	
9.846-044.0	Super Concentrate Kit*	Powder/Liquid	87	
9.846-005.0	Super Concentrate Kit, 9 Pak*	Powder/Liquid	758	
9.846-098.0	5 Gal. Product Label, Pkg. of 50			

This versatile, extra-strong detergent is caustic based for fast and thorough cleaning. Hotsy Brown is a non-butyl product that is particularly effective on carbon based deposits such as road film and exhaust stains, as well as dirt and grease. Not recommended for use on fine finishes, aluminum, galvanized metal or magnesium.

SPECIFICATIONS: ■ **Use Caution: Wear Protective Gear** ■ pH: 13.5 ■ Foaming Action: Medium ■ Reaction in Hard Water (TDS): Good ■ Dilution Ratio: 1:50 ■ Color: Brown ■ Scent: Slight Detergent ■ Hotsy Continuous Clean Additive **RECOMMENDED APPLICATIONS AND USES:** Construction Equipment, Farm Equipment, Road Film, Diesel Smoke, Heavy Equipment, Fifth Wheel Grease, Off-Road Machinery, Degreasing, Stainless Steel, Unpainted Surfaces, Engine Cleaning, Grease / Oil, Carbon, Salts / Clay / Dirt

DEGREASERS - HIGH ALKALINITY / CAUSTIC FOOD PROCESSING AND SERVICE



Duct Boss – Hood and Duct Degreaser **Hotsy's #1 Recommended for Restaurants**

PART NUMBER	DESCRIPTION	FORM	SHIP WEIGHT (LBS)	LIST PRICE
8.759-490.0	5 Gallons	Liquid	55	
8.759-491.0	55 Gallons	Liquid	590	
8.759-489.0	2 x 2.5 Gallons	Liquid	55	

Duct Boss is specifically designed to remove the dangerous build-up of grease in exhaust hoods of food cooking establishments. Through a hot water pressure washer, fast effective removal restores hood and ducts to a clean, safe result. NSF approved, nonfood compounds (A2).

SPECIFICATIONS: ■ **Use Caution: Wear Protective Gear** ■ pH: 13.7 ■ Foaming Action: Medium ■ Reaction in Hard Water (TDS): Good ■ Dilution Ratio: 1:30 ■ Color: Straw ■ Scent: None **RECOMMENDED APPLICATIONS AND USES:** Exhaust Hoods, Ducts, Grills, Fryers, Broilers, Ovens



Carbochlor

Hot'sy's #1 Recommended Institution & Food Prep Detergent

PART NUMBER	DESCRIPTION	FORM	SHIP WEIGHT (LBS)	LIST PRICE
8.904-979.0	5 Gallons	Liquid	46	
8.904-980.0	55 Gallons	Liquid	495	
9.846-016.0	Super Concentrate Kit*	Powder/Liquid	54	
9.846-017.0	Super Concentrate Kit, 9 Pak*	Powder/Liquid	468	
9.846-076.0	5 Gal. Product Label, Pkg. of 50			

A special emulsifying formula with high powered bleach for food processing plants. Excellent on tough odors, stains, dirt, oils and fats left behind on equipment, floors, and walls. Chlorinated for extra punch. NSF Registered for use in federally inspected food plants, non-food compounds A1.

SPECIFICATIONS: ■ pH: 12.5 ■ Foaming Action: High ■ Reaction in Hard Water (TDS): Good ■ Dilution Ratio: 1:60 ■ Color: Clear ■ Scent: Chlorine and Solvent ■ Hot'sy Continuous Clean Additive **RECOMMENDED APPLICATIONS AND USES:** Packing Plants, Agriculture, Grease / Oils, Animal Fats, Farm Industry, Stainless Steel, Aluminum, Floors / Walls, Veterinarians, Seafood Oils / Fish, Crates / Pens, Tough Odors, Food Industry, Mold / Mildew, Baked on Carbon, Dirt / Stains

Miracle Wizz



PART NUMBER	DESCRIPTION	FORM	SHIP WEIGHT (LBS)	LIST PRICE
8.904-924.0	5 Gallons	Liquid	52	
9.846-013.0	Super Concentrate Kit*	Powder/Liquid	129	
9.846-067.0	5 Gal. Product Label, Pkg. of 50			

An unsurpassed liquid for removing baked-on carbon found in food preparation, bakeries, restaurants, food processing plants, etc. It is also great for engine degreasing and graffiti removal.

SPECIFICATIONS: ■ pH: 13.1 ■ Foaming Action: Medium ■ Reaction in Hard Water (TDS): Poor ■ Dilution Ratio: 1:100 ■ Color: Brown ■ Scent: Musty ■ Hot'sy Continuous Clean Additives **RECOMMENDED APPLICATIONS AND USES:** Food Processing, Smokehouse Cleaner, Degreasing, Bakeries, Baked-on Carbon, Grease / Oils, Mildew, Restaurants, Stainless Steel, Painted, Cooking Oils, Automotive, Engine Degreasing, Unpainted Surfaces, Graffiti Removal

Ripper III



PART NUMBER	DESCRIPTION	FORM	SHIP WEIGHT (LBS)	LIST PRICE
8.904-839.0	5 Gallons	Liquid	51	
8.904-840.0	55 Gallons	Liquid	550	

This heavy-duty degreaser is ideal for use as a hood and vent cleaner and will also strip paint and powder coated surfaces. **DO NOT USE on aluminum, magnesium, galvanized metal or fine painted surfaces.** Contains Sodium Hydroxide.

SPECIFICATIONS: ■ **Use Caution: Wear Protective Gear** ■ pH: 13.7 ■ Foaming Action: Low ■ Reaction in Hard Water (TDS): Poor ■ Dilution Ratio: 1:40 ■ Color: Brown ■ Scent: Musty ■ Hot'sy Continuous Clean Additive **RECOMMENDED APPLICATIONS AND USES:** Restaurants, Asian Food Grease, Carbon, Food Processing Plants, Deep Fat Fryers / Ovens, Heavy-Duty Degreasing, Food Processing Equipment, Burnt-On Food, Graffiti Removal, Hoods, Vents, Ducts

ACIDIC CLEANERS

Advanced Formula Aluminum Brightener

Hot'sy's #1 Recommended Aluminum and Stainless Steel Cleaner



PART NUMBER	DESCRIPTION	FORM	SHIP WEIGHT (LBS)	LIST PRICE
8.698-227.0	5 Gallons	Liquid	50	
8.698-228.0	55 Gallons	Liquid	537	
8.760-243.0	275 Gallons	Liquid	2,484	
8.760-572.0	300 Gallons	Liquid	3,325*	\$4,750.00

An extra-strength, acid-based, aluminum cleaner and brightener designed for non-polished aluminum tanks and trailers, aluminum wheels and for preparing aluminum surfaces for painting. This easy-to-apply formula restores aluminum and makes it look like new in just one application. Do NOT use on glass, polished aluminum or anodized aluminum. Contains no phosphates.

SPECIFICATIONS: ■ **Use Caution: Wear Protective Gear** ■ pH: 2.3@1:20 Dilution ■ Foaming Action: Low ■ Reaction in Hard Water (TDS): Best ■ Dilution Ratio: 1:5 to 1:20 ■ Color: Clear Light Straw ■ Scent: Sharp **RECOMMENDED APPLICATIONS AND USES:** Truck Trailers, Aluminum, Diesel Smoke, Road Film, Grease / Oils, Plastics, Welding Smut, Carbon

* Many forklifts cannot handle this weight, check before ordering. Ensure you are familiar with the SDS.



Yellow Fever

PART NUMBER	DESCRIPTION	FORM	SHIP WEIGHT (LBS)	LIST PRICE
8.698-061.0	5 Gallons	Liquid	50	
8.698-062.0	55 Gallons	Liquid	537	

Yellow Fever is a powerful acidic cleaner and aluminum brightener to clean and restore stained aluminum surfaces, without dulling bright aluminum finishes. Yellow Fever is effective in removing diesel smoke, grease, carbon, oils and resins. Removes hard-water scale. Effective in removing mineral efflorescence from brick, masonry and concrete. AVOID CONTACT WITH GLASS OR ANODIZED ALUMINUM.

SPECIFICATIONS: ■ Use Caution: Wear Protective Gear ■ pH: 2.5 at 5% Solution ■ Foaming Action: Low ■ Reaction in Hard Water (TDS): Good ■ Dilution Ratio:1:25 ■ Color: Yellow ■ Scent: Sharp **RECOMMENDED APPLICATIONS AND USES:** Truck Trailers, Plastics, Welding Smut, Carbon, Road Film, Asphalt, Diesel Smoke, Hard-Water Scale, Tars / Resins, Aluminum and Bright Aluminum, Grease / Oils, Efflorescence on Masonry

Hotsy Polished Aluminum & Stainless Steel Cleaner

PART NUMBER	DESCRIPTION	FORM	SHIP WEIGHT (LBS)	LIST PRICE
8.904-749.0	5 Gallons	Liquid	48	
8.904-751.0	55 Gallons	Liquid	521	

This non-etching specialty cleaner contains a concentrated blend of surfactants and glycol ethers to quickly penetrate and remove dirt, grease, oil, road film, diesel smoke and welding smut.

SPECIFICATIONS: ■ Use Caution: Wear Protective Gear ■ pH: 1.1 ■ Foaming Action: Medium ■ Reaction in Hard Water (TDS): Best ■ Dilution Ratio: Undiluted ■ Color: Clear Straw ■ Scent: Citrus **RECOMMENDED APPLICATIONS AND USES:** Polished Aluminum, Road Film, Oil, Aluminum, Diesel Smoke, Grease, Stainless Steel, Welding Smut, Dirt

Hotsy "99"

PART NUMBER	DESCRIPTION	FORM	SHIP WEIGHT (LBS)	LIST PRICE
8.904-842.0	5 Gallons	Liquid	51	
8.904-843.0	55 Gallons	Liquid	546	

A highly concentrated formulation of non-fuming inhibited phosphoric acid and surfactants that remove concrete, welding smut, hard-water scale, rust, mortar, and diesel smoke. It is ideal for cleaning and descaling concrete trucks, metal surfaces, equipment, bricks and glass. DO NOT USE on polished aluminum.

SPECIFICATIONS: ■ Use Caution: Wear Protective Gear ■ pH: 1.4 ■ Foaming Action: Medium ■ Reaction in Hard Water (TDS): Best ■ Dilution Ratio: 1:20 ■ Color: Clear ■ Scent: Citrus **RECOMMENDED APPLICATIONS AND USES:** Trucks, Stainless Steel / Steel, Bricks, Heavy Equipment, Rust, Construction, Mortar, Diesel Smoke, Vehicles, Hard Water Scale

Con-B-Gone

Hotsy's #1 Recommended Specialty Cleaner



PART NUMBER	DESCRIPTION	FORM	SHIP WEIGHT (LBS)	LIST PRICE
8.698-083.0	5 Gallons	Liquid	45	
8.698-084.0	55 Gallons	Liquid	494	
8.698-085.0	275 Gallon Tote	Liquid	2472	

Con-B-Gone is a fast acting acidic product that when applied to ready mix trucks, forms and tools softens dried concrete splatter allowing it to be rinsed away with a hot or cold water pressure washer. Con-B-Gone's foaming formula makes application over large areas quick and easy. A Hotsy Foamer increases dwell time and maximizes end-results!

SPECIFICATIONS: ■ pH: 2.2 ■ Foaming Action: Medium ■ Reaction in Hard Water (TDS): Good ■ Dilution Ratio: Ready to Use ■ Color: Light Yellow ■ Scent: Sharp **RECOMMENDED APPLICATIONS AND USES:** Concrete Trucks, Mixing Equipment, Tools, Construction Vehicles

Hotsy Phosphatizer No. 2

Hotsy's #1 Recommended for Iron and Steel



PART NUMBER	DESCRIPTION	FORM	SHIP WEIGHT (LBS)	LIST PRICE
8.904-977.0	5 Gallons	Liquid	51	
8.904-978.0	55 Gallons	Liquid	525	
9.846-015.0	Super Concentrate Kit*	Powder/Liquid	103	
9.846-069.0	5 Gal. Product Label, Pkg. of 50			

A complete and economical detergent and phosphatizing system for one-step phosphatizing of iron and steel parts. Phosphatizer No. 2 can be used at temperatures ranging from 120°F to 180°F. Equally effective in spray, dip and wipe-on applications. A quality product with 20+ years of successful history in the industry.

SPECIFICATIONS: ■ pH: 3.1 ■ Foaming Action: Medium ■ Reaction in Hard Water (TDS): Good ■ Dilution Ratio: 1:32 ■ Color: Clear ■ Scent: No Added Fragrance **RECOMMENDED APPLICATIONS AND USES:** Safe for Use with Hotsy Pressure Washers, Paint Preparation

AUTOMATIC PARTS WASHER

Tubmate All Purpose Detergent (Powder) K

PART NUMBER	DESCRIPTION	FORM	SHIP WEIGHT (LBS)	LIST PRICE
8.904-779.0	40 Lbs Pail	Powder	42	
8.904-782.0	100 Lbs Drum	Powder	115	
8.904-785.0	450 Lbs Drum	Powder	450	

Tubmate All Purpose Cleaner is a highly concentrated powder parts washer detergent that is effective in cleaning heavy grease and oil buildup on parts made of ferrous metal. It contains extra corrosion inhibitor for protection against corrosion and flash rusting, and an enhanced non-foaming formula to assist with foam control in the parts washer sump.

SPECIFICATIONS: ■ pH: 11.9@0.5 oz/gal ■ Foaming Action: Non-foaming ■ Reaction in Hard Water (TDS): Best ■ Dilution Ratio: 0.5 - 2.0 oz. per gallon ■ Color: White Powder ■ Scent: None **RECOMMENDED APPLICATIONS AND USES:** Diesel Engines, Ferrous Metal Parts, Rolling Mill Equipment, Oil & Grease, Burnt Hydrocarbons, Varnish, Carbon, Mastic, Rubber

Tubmate Torque



Hotsy's #1 Recommended Parts Washer Detergent

PART NUMBER	DESCRIPTION	FORM	SHIP WEIGHT (LBS)	LIST PRICE
8.905-262.0	40 Lbs Pail	Powder	42	
8.905-263.0	400 Lbs Drum	Powder	415	

Hotsy Tubmate Torque soft metal powder is a heavy duty parts washer detergent specially formulated for use on softer materials such as brass, copper, stainless steel and plastics. Higher alkalinity and solvent-based cleaning booster provides effective penetration and removal of difficult oil, grease and carbon-based soils while protecting softer materials.

SPECIFICATIONS: ■ pH: 11.8@0.5 oz/gal ■ Foaming Action: Non-foaming ■ Reaction in Hard Water (TDS): Best ■ Dilution Ratio: 0.5 - 2.0 oz. per gallon ■ Color: Yellow ■ Scent: Citrus **RECOMMENDED APPLICATIONS AND USES:** Aqueous Parts Washers, Degreaser, Aluminum, Copper / Brass, Stainless Steel / Steel, Parts made of soft metal

Tubmate General Purpose Detergent K

PART NUMBER	DESCRIPTION	FORM	SHIP WEIGHT (LBS)	LIST PRICE
8.905-144.0	5 Gallons	Liquid	51	
8.905-150.0	55 Gallons	Liquid	548	
9.846-032.0	Super Concentrate Kit*	Powder/Liquid	94	
9.846-084.0	5 Gal. Product Label, Pkg. of 50			

A phosphate-free super-concentrated liquid. Works great with automatic detergent injectors; can be automatically metered into aqueous parts washers. Quick oil release and solvent free. Heavy duty rust and corrosion inhibitor package protects against flash rusting; defoamers reduce foam in your aqueous parts washer.

SPECIFICATIONS: ■ pH: 13.1 ■ Foaming Action: Non-foaming ■ Reaction in Hard Water (TDS): Good ■ Dilution Ratio: 1.0 - 12.0 oz / gallon ■ Color: Clear ■ Scent: Detergent ■ Phosphate Free **RECOMMENDED APPLICATIONS AND USES:** Aqueous Parts Washers, Iron / Steel, Copper, Painted Parts, Magnesium, Plastic

Tubmate Iron & Steel Cleaner K

PART NUMBER	DESCRIPTION	FORM	SHIP WEIGHT (LBS)	LIST PRICE
8.905087.0	5 Gallons	Liquid	48	

A heavy-duty liquid detergent, perfect for truckers, manufacturers, railroads, food processors, bakeries and other applications requiring the removal of heavy grease, baked-on carbon, loose paint and coatings. Rust and corrosion inhibitors and heavy defoamer package. Not an EPA hazardous waste at a pH of less than 12.5.

SPECIFICATIONS: ■ pH: 13.00 ■ Foaming Action: Non-foaming ■ Reaction in Hard Water (TDS): Good ■ Dilution Ratio: 1:40 ■ Color: Cream Amber ■ Scent: No Fragrance Added **RECOMMENDED APPLICATIONS AND USES:** Trucking, Railroads, Heavy Grease, Bakeries, Aqueous Parts Washer, Baked-on Carbon, Food Processing, Iron / Steel, Loose Paint, Manufacturing, Stainless Steel, Pots / Pans



Vapor Corrosion Inhibitor K

PART NUMBER	DESCRIPTION	FORM	SHIP WEIGHT (LBS)	LIST PRICE
8.905-168.0	Qty 4, 1 Gallon	Liquid	37	
8.905-169.0	5 Gallons	Liquid	46	
8.905-170.0	55 Gallons	Liquid	493	

Especially effective in inhibiting rust in top and front-load automatic parts washers. It contains a superior blend of rust and corrosion inhibitors that give outstanding protection in both the liquid and vapor phase. This helps protect steel and prevents rust in automatic parts washers. It also helps prevent rust and corrosion on metal parts being cleaned.

SPECIFICATIONS: ■ pH: 10.2 ■ Foaming Action: None ■ Reaction in Hard Water (TDS): Good ■ Dilution Ratio: 10 oz. per 25 gallons ■ Color: Clear ■ Scent: Solvent
RECOMMENDED APPLICATIONS AND USES: Soak Tanks, Rinse Water, Ultrasonic Cleaning, Recycle Systems, Automatic Parts Washers

Hotsy Defoamer K

PART NUMBER	DESCRIPTION	FORM	SHIP WEIGHT (LBS)	LIST PRICE
8.904-652.0	Qty 4, 1 Gallon Containers	Liquid	36	
8.904-653.0	55 Gallons	Liquid	495	

This defoamer is added to parts-washer cleaning solutions to reduce foam buildup. Hotsy Defoamer does not interfere with the detergent's normal cleaning ability.

SPECIFICATIONS: ■ pH: 8.5 ■ Reaction in Hard Water (TDS): Good ■ Dilution Ratio: 1:128 ■ Color: Opaque White ■ Scent: None
RECOMMENDED APPLICATIONS AND USES: Aqueous Parts Washers

Paint & Powder Coat Stripper K

PART NUMBER	DESCRIPTION	FORM	SHIP WEIGHT (LBS)	LIST PRICE
8.905-099.0	5 Gallons	Liquid	48	

Hotsy Paint & Powder Coat Remover is a fast and effective alkaline stripper. It dissolves all types of stubborn paint and powder coats, including epoxy finishes. Do NOT use on aluminum, magnesium or galvanized metals. With a use dilution pH of less than 12.5, this product is NOT EPA hazardous waste. Designed for use in automatic parts washers.

SPECIFICATIONS: ■ pH: 13.5 ■ Foaming Action: Non-foaming ■ Reaction in Hard Water (TDS): Best ■ Dilution Ratio: Undiluted ■ Color: Hazy Brown ■ Scent: Musty
RECOMMENDED APPLICATIONS AND USES: Iron & Steel

FLOOR CARE / Hard Floors

Floor Wash K

PART NUMBER	DESCRIPTION	FORM	SHIP WEIGHT (LBS)	LIST PRICE
8.749-836.0	40-lb. Pail	Powder	44	
8.749-837.0	100-lb. Drum	Powder	103	

Designed for use as a floor cleaner for food, automotive and manufacturing industries. It can be used with hot or cold water and is formulated with a color indicator for control of concentration and strength, and to insure uniform coverage and rinsing.

SPECIFICATIONS: ■ pH: 11.9 at 1% Solution ■ Foaming Action: Low to Medium ■ Reaction in Hard Water (TDS): Good ■ Dilution Ratio: See mix instructions ■ Color: Orange-Yellow ■ Scent: Citrus ■ Hotsy Continuous Clean Additives
RECOMMENDED APPLICATIONS AND USES: Automotive, Concrete, Driveways, Decks / Fences, Manufacturing, Floors / Walls, Floor Scrubbers, Grease / Oils, General Cleaning

Shop Floor Cleaner K

PART NUMBER	DESCRIPTION	FORM	SHIP WEIGHT (LBS)	LIST PRICE
8.698-131.0	5 Gallons	Liquid	47	
8.698-132.0	55 Gallons	Liquid	512	
8.698-133.0	275 Gallons	Liquid	2,815	

Specially designed to break up and lift petroleum based, greasy soils commonly found in equipment repair shops. Designed for machine use. Won't harm epoxy finishes, floor paint when used as directed. Phosphate-free. Effective on any floor surface. Use 1 fluid ounce of product per gallon for routine cleaning. For heavier soil accumulations, use up to 2 ounces per gallon.

SPECIFICATIONS: ■ **Use Caution: Wear Protective Gear** ■ pH: 13.3 ■ Foaming Action: Medium ■ Reaction in Hard Water (TDS): Best ■ Dilution Ratio: 1:128 ■ Color: Clear Light Red ■ Scent: Solvent
RECOMMENDED APPLICATIONS AND USES: Shop Floors, Equipment Rooms

KÄRCHER BUILDING CARE

PART NUMBER	NAME	FORM	DILUTION	DESCRIPTION	LIST PRICE
Kärcher Neutral Floor Cleaner					
8.698-102.0	Kärcher Neutral Floor Cleaner	4 x 1 gal	1:128	Daily cleaning on finished/non-finished floors.	
8.698-103.0	Kärcher Neutral Floor Cleaner	5 gal	1:128	Daily cleaning on finished/non-finished floors.	
8.698-104.0	Kärcher Neutral Floor Cleaner	55 gal drum	1:128	Daily cleaning on finished/non-finished floors	
Kärcher Warehouse Floor Cleaner					
8.698-107.0	Kärcher Warehouse Floor Cleaner	5 gal	1:128	Daily cleaning on warehouse/industrial floors.	
8.698-108.0	Kärcher Warehouse Floor Cleaner	55 gal drum	1:128	Daily cleaning on warehouse/industrial floors.	
8.698-109.0	Kärcher Warehouse Floor Cleaner	275 gal tote	1:128	Daily cleaning on warehouse/industrial floors	
Ice Breaker Freezer Cleaner					
8.759-330.0	Ice Breaker Freezer Cleaner	4 x 1 gal	Varies	Clear blue, freezers and cold storage areas	
8.759-329.0	Ice Breaker Freezer Cleaner	5 gal	Varies	Clear blue, freezers and cold storage areas	
8.759-328.0	Ice Breaker Freezer Cleaner	55 gal drum	Varies	Clear blue, freezers and cold storage areas	
Tire Mark Remover and Pre-Soak					
8.759-327.0	Tire Mark Remover and Pre-Soak	12 x 1 qt case	RTU	Clear yellow, citrus, shop floors, concrete	
8.759-326.0	Tire Mark Remover and Pre-Soak	4 x 1 gal case	RTU	Clear yellow, citrus, shop floors, concrete	
8.759-325.0	Tire Mark Remover and Pre-Soak	55 gal drum	RTU	Clear yellow, citrus, shop floors, concrete	
Red Carpet					
8.695-210.0	Red Carpet Extraction Cleaner	4 x 1 gal case	1:128	bright blue color, citrus scent, low foam	
8.695-207.0	Red Carpet Super Pre-Spray	4 x 1 gal case	1:16	blue-green color, citrus scent, medium foam	
8.695-209.0	Red Carpet Super Conditioning Rinse	4 x 1 gal case	1:128	green color, citrus scent, low foam	
8.695-211.0	Red Carpet Wool & Natural Fiber Cleaner	4 x 1 gal case	1:128	slate blue color, citrus scent, low foam	
8.695-229.0	Red Carpet EXPERT ALL-N-1 Cleaner	12 x 1 qt	Varies	blue color, fresh scent, low foam	
8.695-230.0	Red Carpet EXPERT ALL-N-1 Cleaner	4 x 1 gal		blue color, fresh scent, low foam	
8.695-213.0	Red Carpet Liquid Defoamer	4 x 1 gal case	1:128	no added fragrance	
8.695-218.0	Red Carpet Enzyme Deodorizer	4 x 1 gal case	1:4	amber col, citrus scent	
8.695-219.0	Red Carpet Odor Neutralizer	4 x 1 gal case	1:128	clear, floral scent	
8.695-222.0	Red Carpet Pro Spotter	12 x 1 qt case	1:1	clear, no added fragrance	
8.628-441.0	2-Gallon Pump Sprayer with Wand				
iCapsol™ Encapsulating Chemical					
8.760-134.0	Red Carpet iCapsol™ OA	4 x 1 gal case	1:16	opaque white-amber color, floral	\$125.00
8.760-135.0	Red Carpet iCapsol™ OA	5 gallon	1:16	opaque white-amber color, floral	\$200.00
8.760-136.0	Red Carpet iCapsol™ OA	12 x 1 pt case	1:16	opaque white-amber color, floral	\$230.00
8.695-226.0	iCapsol™ encapsulating chemical	4 x 1 gal case	1:16	amber color, No Added Fragrance	
8.695-469.0	iCapsol™ encapsulating chemical	12 x 1 pt case	1:16	amber color, No Added Fragrance	
8.695-227.0	iCapsol™ encapsulator/protector	4 x 1 gal case	1:16	amber color, No Added Fragrance	
8.695-470.0	iCapsol™ encapsulator/protector	12 x 1 pt case	1:16	amber color, No Added Fragrance	
8.695-643.0	iCapsol™ encapsulator/protector	5 gallon	1:16	amber color, No Added Fragrance	
Compass™ Chemical					
8.695-241.0	Compass™ Clean	4 x 1 gal case	RTU	food service cleaner/degreaser	
8.695-242.0	Compass™ Shine	4 x 1 gal case	RTU	concentrated bathroom cleaner/deodorizer	
8.695-243.0	Compass™ Rinse	12 x 1 qt case		spot free drying agent	
Solar Panel					
8.698-094.0	RM 99 Solar Cleaner	5 gallon	RTU	for cleaning solar and photovoltaic systems	



KÄRCHER BUILDING CARE

Gum Remover Supplies

8.638-579.0	12-pack/Gas Bottles		1:1	For SG1 Gum Remover
8.638-580.0	Gum Remover Solution	24 litres	1:1	For SG1 Gum Remover
8.639-871.0	Service Pack for SG1 Gum Remover- 2 LPG, 4 Bottles of Solution, 2 Black SS Brushes, 1 Green Brush		1:1	Expect 8-9 Hours Run Time

DISINFECTANTS AND SANITIZERS

Vital Oxide Cleaner & Disinfectant N

PART NUMBER	DESCRIPTION	FORM	SHIP WEIGHT (LBS)	LIST PRICE
8.639-560.0	Qty 6, 1 Quart (US only)	Liquid	15	
8.639-558.0	Qty 4, 1 Gallon (US only)	Liquid	36	
8.639-559.0	Qty 4, 1 Gallon (Canada only)	Liquid	36	
8.644-292.0	5 Gallons (US only)	Liquid	43	
8.758-937.0	5 Gallons (Canada only)	Liquid	43	
8.642-823.0	15 Gallons (US only)	Liquid	127	
8.698-112.0	55 Gallons (US only)	Liquid	585	
8.756-449.0	55 Gallons (Canada only)	Liquid	585	
8.759-565.0	Qty 12, 3 Oz (US Only)			
8.644-439.0	Vital Oxide Secondary Label - Full Strength 3" x 3"			
8.642-868.0	Vital Oxide Secondary Label - 5:1 Dilution 3" x 3"			
8.642-869.0	Vital Oxide Secondary Label 9:1 Dilution 3" x 3"			

Vital Oxide is used to disinfect or sanitize just about any surface. Vital Oxide can be used as a disinfectant and diluted to a sanitizer for spray and/or foam application. There's no smell and it's safe for animals and humans.

Health Canada Registered / EPA Registered

SPECIFICATIONS: ■ pH: 8.0-9.0 ■ Dilution Ratio: Ready to Use / 9:1 / 5:1 ■ Color: Clear ■ Scent: Mild **RECOMMENDED APPLICATIONS AND USES:** Food Processing, Restaurants, Boats/Ships **Veterinary:** Kennels, transport vehicles, **Education:** Schools, Daycare, Gyms & Locker Rooms **Healthcare:** Nursing Homes, Laundry Rooms, Pharmacies, Ambulances



PRESSURE WASHER MAINTENANCE

Coil Conditioner K

PART NUMBER	DESCRIPTION	FORM	SHIP WEIGHT (LBS)	LIST PRICE
8.904-764.0	Qty 12, 2 Lbs Container	Powder	28	

A special conditioner for removing hard water deposits and scale from the internal surface of heating coils.

SPECIFICATIONS: ■ pH: 1.5 at 1% Solution ■ Foaming Action: Medium ■ Reaction in Hard Water (TDS): Best ■ Dilution Ratio: 2 lbs to 5 gallons ■ Color: White ■ Scent: Slight Detergent **RECOMMENDED APPLICATIONS AND USES:** Pressure Washers, Boilers, Rust Remover

PRODUCT MIXING STATIONS

Ball valve chemical proportioner for accurately diluting a chemical concentrate to the required ratio and for filling any sized container with diluted, ready-to-use chemical solution. Venturi injection system uses city water pressure to draw and blend chemical concentrate into the water stream to create an accurately diluted solution. Ball valve activation allows for hands-free dispensing.



- 8.755-141.0 Single Product Mix - Low Flow
- 8.755-142.0 Single Product Mix - High Flow
- 8.755-143.0 Dual Product Mix - Low Flow
- 8.755-144.0 Dual Product Mix - High Flow

POLY TANK 2-WHEELED FOAMER

The Portable 2-Wheel 20 Gallon LF Foamer is a "low volume" foam applicator for projecting ready-to-use foaming chemicals on to any surface up close or at distances up to 9 feet. Features stainless steel cart.



- 8.755-147.0 20-Gallon Poly Tank Foamer

ULTIMATE FOAMER WITH GAUGES

A medium volume foam applicator for projecting foaming chemicals on to any surface up close or at a distance. This venturi injection system uses city water pressure to draw and blend chemical concentrate into the water stream to create an accurately diluted solution.



- 8.755-149.0 Ultimate Foamer

32 OZ. COMPACT AIRLESS FOAMER

Medium volume hose-end foam gun for diluting and applying foaming chemicals to any surface. Uses standard city water pressure to draw chemical concentrate from the attached bottle and blend it into the water stream. The accurately diluted solution creates a clinging, wet foam which is then projected on to any surface up close or at distances up to 12 ft.



- 8.755-151.0 Compact Airless Foamer

HV FOAMER WITH GAUGES

The HV Foamer is a high volume foam applicator for projecting foaming chemicals on to any large surface. Foam is projected through a discharge hose and fan nozzle at distances up to 15 feet.



- 8.755-150.0 HV Foamer

DRUM STICKS AND TOTE STICKS

Chemical pick-up assembly to draw chemical solution directly from a drum or tote. Comes complete with a Hastelloy chemical strainer, polypropylene chemical check valve and a selection of polypropylene hose bars to connect to the most common sizes of hose or tube.

- 8.755-138.0 Tote Sticks - 54"
- 8.755-139.0 Drum Stick Pick Up Assy - 33"

CITY WATER PRESSURE/FLOW TEST KIT

Connects to a standard male garden hose fitting. Provides quick confirmation of available water pressure and flow rate. Can also be mounted in-line with installed equipment to determine operational water pressure. *Special order.

- 8.755-148.0 Water Flow Test Kit

- 8.628-441.0 2-Gallon Pump Sprayer with Wand
- 8.704-694.0 5-Gallon Pail Siphon Pump
- 8.704-696.0 Drum Pump (15, 30, 55 Gal)
- 8.704-698.0 Heavy Duty Drum Pump (15, 30, 55 Gal)
- 8.704-700.0 Drum/Tank Pump (Polypropylene)
- 8.704-701.0 Drum/Tank Pump (Ryton - Deluxe)
- 8.704-692.0 Drum Faucet 3/4" bung size -natural
- 8.700-526.0 Crank arm for drum/tank pump
- 8.712-534.0 2" and 3/4" plug
- 8.704-689.0 5 Gallon Pail Lid Opener

PAILS

- 9.846-058.0 Empty 5-Gal White Pail with Lid
- 9.000-005.0 Empty 5-Gal Red Pail with Lid \$27.50



HOTSY LOGO STICKERS AND LABELS

- 9.846-072.0 Label, 50 pack Red w/logo 8.5" x 8.5"
- 8.765.848.0 Generic corrosives diamond label
- 8.759-964.0 Label, 50 pack UN1760 Corrosive Liquids, Sodium Hydroxide, 8, 11
- 8.759-965.0 Label, 50 pack UN1760 Corrosive Liquids, Sodium Metasilicate, 8, 11
- 8.759-966.0 Label, 50 pack UN1719 Caustic Alkali Liquids, Sodium Hydroxide, Sodium Metasilicate, 8, 11
- 8.642-714.0 Hotsy write-in secondary label (each)

FLOW METERS-VISI-FLOAT

PART NO.	GPN	Material	Metering Valve	List
8.710-097.0	.6-5	Brass	No	
8.710-101.0	2-10	Brass	No	
8.710-102.0	2-10	Brass	Yes	
8.710-099.0	.6-5	Stainless-steel	No	
8.710-100.0	.6-5	Stainless-steel	Yes	
8.710-104.0	2-10	Stainless-steel	No	
8.710-105.0	2-10	Stainless-steel	Yes	

pH TEST STRIPS

A convenient method for accurate colorimetric pH indication.

These strips feature covalently bound indicator dyes so that they will not bleed even in strong alkaline solutions. Strips can be immersed in samples for extended periods, so that even weakly buffered solutions can be accurately tested without contaminating the sample. The universal strip tests the full 0–14 pH range with a sensitivity of 1 pH unit. Intermediate range indicators provide a sensitivity of 0.3–0.5 pH units and narrow range strips provide a sensitivity of 0.2–0.3 pH units.

- 8.753-577.0 pH Test Strips 100 pack

WATER SOFTENERS

Available from Wood Brothers Industries. Identify yourself as a Hotsy dealer when you call: **(800) 383-1236 / (402) 476-1236**



RELIABLE & TRUSTED

HOTSY BRANDED PARTS

HOTSY TRIGGER GUN

Uses improved materials which help reduce pressure drop by as much as 60% vs previous model.



- PSI: 4350
- GPM: 10.5
- Temperature: 311°F
- 3/8" FPT inlet x 1/4" FPT outlet
- Ceramic Ball Valve
- Hardened Steel Valve Seat



PART NO.	DESCRIPTION
4.760-845.0	S Hotsy Classic Trigger Gun
9.751-499.0	Hotsy Classic Trigger Gun Repair Kit

HOTSY CLASSIC GUN

Designed exclusively for Hotsy to meet the demands of the high pressure cleaning professional.

- PSI: 5000
- GPM: 10.5
- Temperature: 320°F
- 3/8" FPT inlet x 1/4" FPT outlet
- Weight: 20 oz.



PART NO.	DESCRIPTION
8.751-235.0	S Hotsy Gun
8.751-119.0	Hotsy Gun Repair Kit
8.751-235.0	Hotsy Gun (50 quantity) Dealer discount

HOTSY LANCE GRIP



- Easily fastened to any 1/4" wand
- 12" in length
- Zytel material for long life

PART NO.	DESCRIPTION
8.717-661.0	12" Insulated Grip

HOTSY SIDE HANDLE

Side handle easily adjusts to provide a safe, ergonomic addition to any straight lance.

- Easily attaches to metal lances
- Fits 1/4" lances



PART NO.	DESCRIPTION
8.706-670.0	Wand Side Handle

HOTSY HOT WATER LANCE

Hotsy quality through and through. Superior heat protection with zytel insulated grips.



- PSI: 4000
- Temperature: 220°F
- 1/4" threads
- Zytel insulated grips
- 1/4" plated steel pipe

PART NO.	DESCRIPTION
8.752-893.0	28" Lance with Grip
8.904-324.0	36" Lance with Nozzle Protector
8.725-389.0	36" Lance with Grip & Side Handle
8.725-388.0	48" Lance with Grip & Side Handle
8.752-896.0	60" Lance with Grip
8.752-897.0	79" Lance with Grip

HOTSY COLD WATER LANCE



- 1/4" plated steel pipe
- 1/4" threads

PART NO.	DESCRIPTION	PSI
9.802-214.0	36" Lance with Side Handle	3000
8.711-272.0	48" No Side Handle	4000

HOTSY HIGH-PRESSURE HOSES

For use with hot or cold-water pressure washers

The Hotsy R1 and R2 high-pressure hoses are built to exceed the EN1829-2 Standard and will provide superior abrasion resistance that will increase the life of the hose. The R1 and R2 hose is rated up to 250°F and is available in 4000, 5000 and 6000 PSI.

Both single-and double-wire braid hoses come with durable bend restrictors on both ends, with a 24-inch bend restrictor on the gun end for added operator protection against high-pressure bursts.

The R1 and R2 hose has a “bite-the-wire” coupling that grips the hose better than any other design.



- **Temperature Rating:** R1 and R2 hoses are rated for continuous temperatures up to 250°F.
- **Easily Identified:** Permanently embossed identification makes for easy tracing and owner protection.
- **Certified Burst Protection:** R1 and R2 hose meets the stringent UL-1776 safety standards with two hose guards—including a 24-inch sleeve on the gun end—for added operator protection against bursts.
- **Unique Coupling:** A “bite-the-wire” coupling actually reaches the wire braid for never-slip retention, far superior to the “compression” fittings used on conventional hoses.

HOTSY R1 1-WIRE 4000 PSI HOSE



restrictor
stant tube and cover with black hose

PART NO.	SIZE	ID	TEMP	FIT-TINGS	PSI
3/8" MPT Swivel x 3/8" MPT Swivel					
8.925-151.0	25'	3/8	250°F	SWxSW	4000
8.925-157.0	50'	3/8	250°F	SWxSW	4000
8.925-162.0	75'	3/8	250°F	SWxSW	4000
8.925-166.0	100'	3/8	250°F	SWxSW	4000
8.925-171.0	150'	3/8	250°F	SWxSW	4000
8.925-353.0	200'	3/8	250°F	SWxSW	4000
8.925-379.0	(75) 50'	3/8	250°F	SWxSW	4000
8.925-443.0	(40) 100'	3/8	250°F	SWxSW	4000
3/8" MPT Swivel x 3/8" MPT Swivel x Solid					
8.925-174.0	50'	3/8	250°F	SWxSO	4000
8.925-373.0	100'	3/8	250°F	SWxSO	4000
8.925-352.0	200'	3/8	250°F	SWxSO	4000

HOTSY R2 2-WIRE 5000 PSI HOSE

PART NO.	SIZE	ID	TEMP	FIT-TINGS	PSI
1/2" MPT Swivel x 3/8" MPT Solid					
8.925-242.0	50'	1/2	250°F	SWxSO	5000
8.925-248.0	75'	1/2	250°F	SWxSO	5000
8.925-250.0	100'	1/2	250°F	SWxSO	5000

HOTSY R2 2-WIRE 6000 PSI HOSE

- **PSI: 6000**
- **Hotsy branded red bend restrictor**
- **Smooth impression oil resistant tube and cover with black hose guard, both ends**
- **Rated to 250°F**



PART NO.	SIZE	ID	TEMP	FIT-TINGS	PSI
3/8" MPT Swivel x 3/8" MPT Swivel					
8.925-181.0	25'	3/8	250°F	SWxSW	6000
8.925-185.0	50'	3/8	250°F	SWxSW	6000
8.925-226.0	75'	3/8	250°F	SWxSW	6000
8.925-230.0	100'	3/8	250°F	SWxSW	6000
8.925-233.0	150'	3/8	250°F	SWxSW	6000
8.925-372.0	200'	3/8	250°F	SWxSW	6000
8.925-444.0	(40) 100'	3/8	250°F	SWxSW	6000
3/8" MPT Swivel x 3/8" MPT Solid					
8.925-374.0	50'	3/8	250°F	SWxSO	6000
8.925-375.0	100'	3/8	250°F	SWxSO	6000
8.925-371.0	200'	3/8	250°F	SWxSO	6000



HOTSY TUFF-FLEX 1-WIRE 3000 PSI BLUE NON-MAR HOSE

- Hotsy branded black bend restrictor
- Smooth, maximum oil resistant tube blue non-marking cover.
- 20% greater flexibility
- 7 times greater abrasion resistance
- 3/8" MPT Swivel x 3/8" MPT Swivel



PART NO.	SIZE	ID	TEMP	PSI	COLOR
8.739-121.0	S 50'	3/8	250°F	3000	Blue
8.739-123.0	S 100'	3/8	250°F	3000	Blue

HOTSY TUFF-FLEX 2-WIRE 4500 PSI BLUE NON-MAR HOSE

- Hotsy branded red bend restrictor
- Smooth, maximum oil resistant tube blue non-marking cover
- 20% greater flexibility
- 7 times greater abrasion resistance
- Built to SAE 100R1AT OD dimensions
- 3/8" MPT Swivel x 3/8" MPT Swivel



PART NO.	SIZE	ID	TEMP	PSI	COLOR
8.739-198.0	S 50'	3/8	250°F	4500	Blue
8.739-200.0	S 100'	3/8	250°F	4500	Blue



SCAN TO LEARN MORE ABOUT HOTSY PARTS!

HOTSY FUEL FILTER/WATER SEPARATOR

- Extends life of fuel system
- Clear sediment bowl and washable screen
- Drain valve
- Filters gasoline and diesel fuel



8.717-710.0	Filter, Fuel/ Oil Water Separator
8.717-711.0	Replacement Screen

HOTSY FUEL FILTER/WATER SEPARATOR

- 10 micron filtration
- Spin-on convenience
- Water separation chamber
- 1/4" FPT inlet/outlet
- Easy drain water/sediment bowl



8.749-771.0	S Complete Unit
8.749-770.0	S Element

HOTSY TOUCH-UP PAINT

- Matches the color on your Hotsy



8.720-519.0	12 oz. Aerosol - Hotsy Red
8.723-214.0	12 oz. Aerosol - APW Gray

NOTE: Aerosol containers cannot ship UPS Air

HOTSY HOSE REELS

Fully assembled and ready to use!

Hotsy hose reels were designed for ease of use and durability in commercial pressure washer applications. Offering 100' and 200' reels in both a fixed base and 360 degree rotating base. The oversized reel holds the advertised length plus leaves additional space reducing the difficulty of reeling hose. The unique extended swivel improves the hose connection and reduces hose wear and stress.

FEATURES

- *Rugged heavy-duty construction for commercial applications.*
 - Heavy gauge steel fabrication with durable handle
 - Gloss black powder coating
 - Easy to use brake mechanism reduces unwinding backlash
 - Oversized heavy-duty locking mechanism prevents slippage during reel operation
- *"Flip-Over" hose guide: Allows ease of use from either side of the reel*
- *Oversized: Oversized to easily fit the advertised length of hose. When we say 100' we mean 100+ feet will easily fit.*
- *Swivel design: The reels come with an extended swivel which prevents bends and stress on the hose where it attaches to the reel.*
- *Rotary mount: 360 degree rotation with an oversized heavy-duty locking mechanism. Allows for continual alignment with the hose.*
 - Mount to round or square tubing
- *Fully assembled: Ready to use out of the box. Saves time and money.*
- *2-year warranty on the swivel.*

- 5000 PSI
- 325°F
- 100' and 200' fixed base
- 100' and 200' 360 degree rotating base
- High pressure double seal swivels.



PART NO.		DESCRIPTION	LENGTH
8.750-486.0		Pivot Reel	100' x 3/8"
8.750-483.0		Pivot Reel	200' x 3/8"
8.750-478.0		Fixed Based	100' x 3/8"
8.750-481.0		Fixed Based	200' x 3/8"


NOTE: Hose not included

HOTSY BRACKET SOCKETS



PART NO.	DESCRIPTION
8.919-430.0	Universal Mount*
8.919-794.0	Skid Mount*
8.919-437.0	Wall Mount*
8.919-434.0	Base Mount*

HOTSY NON-PIVOT REEL BRACKETS



PART NO.	DESCRIPTION
8.919-072.0	Bracket, Universal*
8.919-445.0	Bracket, 90°*
8.919-441.0	Bracket, 45°*
8.919-448.0	Bracket, Vertical*

*NOTE: Models come standard with pivot reel receptacle - no additional bracket is required. Hose not



HOTSEY FIXED BASE HOSE REELS & MOUNTING BRACKET OPTIONS

HOT WATER ELECTRIC MODEL	CONNECTOR HOSE*	BRACKET #1 45° ARM	BRACKET #2 90° ARM	BRACKET #3 VERTICAL ARM
555SS	8.918-257.0 (4 ft)	8.919-441.0	8.919-445.0	8.919-448.0
560SS	8.918-261.0 (6 ft)	8.919-441.0	8.919-445.0	8.919-448.0
680SS	8.918-257.0 (4 ft)	8.919-441.0	8.919-445.0	8.919-448.0
790SS	8.918-257.0 (4 ft)	8.919-441.0	8.919-445.0	8.919-448.0
795SS	8.918-257.0 (4 ft)	8.919-441.0	8.919-445.0	8.919-448.0
795SS-208	8.918-257.0 (4 ft)	8.919-441.0	8.919-445.0	8.919-448.0
895SS	8.918-257.0 (4 ft)	8.919-441.0	8.919-445.0	8.919-448.0
800 Series	8.918-261.0 (6 ft)	8.919-441.0	8.919-441.0	8.919-448.0

* Required to connect hose reel to pressure washer.

HOTSEY 360° PIVOT HOSE REELS & CONNECTOR HOSE OPTIONS



HOT WATER ELECTRIC MODEL	CONNECTOR HOSE*
555SS	8.918-255.0 (3 ft)
560SS	8.918-257.0 (4 ft)
680SS	8.918-257.0 (4 ft)
790SS	8.918-257.0 (4 ft)
795SS	8.918-257.0 (4 ft)
795SS-208	8.918-257.0 (4 ft)
895SS	8.918-257.0 (4 ft)
800 Series	8.918-261.0 (6 ft)

* Required to connect hose reel to pressure washer.



SCAN TO LEARN MORE
ABOUT OUR HOSE REELS!

HOTSY STACKABLE HOSE REELS & ACCESSORIES

Hose reels built specifically for contractors who require flexibility on a job site. Stackable reels are supported on both sides of the central hub to accommodate more aggressive applications, such as trailer-mounted.


*Patent D739,715S



- Reel and swivel rated up to 6000 PSI and 350°F
- Integrated frame adds protection and stacking ability
- Accommodates hose lengths of up to 100' or 200'
- Ideal for stacking on a trailer
- Heavy-duty powder-coated steel or stainless steel
- Modular design allows user to configure to meet various needs
- Reversible hand-crank and swivel (2-year swivel warranty)

200' Mild Steel Ready-Stack Hose Reel

100' Mild Steel Ready-Stack Hose Reel



Hose Reel Riser
Feeds hose over and around obstacles

Hose Guide
Directs hose back onto reel for a more uniform fit

Reel Cart System
Easily move multiple hoses & reels where needed

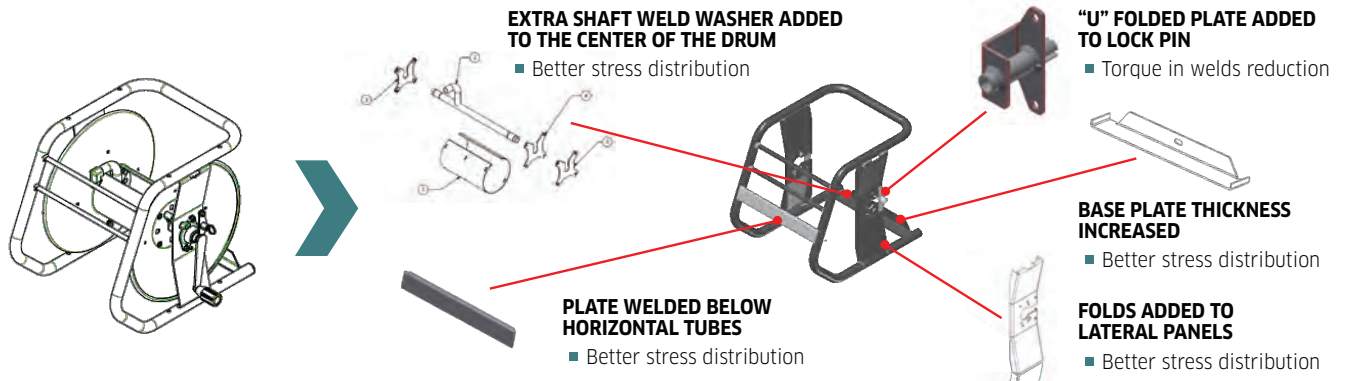


Configured 200' Mild Steel Stackable Hose Reel with Optional Hose Guide and Hose Reel Riser



Configured 200' Mild Steel Stackable Hose Reels with Optional Reel Cart System and Hose Guide

PART NO.	DESCRIPTION
9.801-775.0	100' Mild Steel Hose Reel
9.801-776.0	200' Mild Steel Hose Reel
8.923-415.0	100' Hose Guide
8.923-427.0	200' Hose Guide
8.923-918.0	Wheel Cart
8.923-416.0	Riser





HOTSY NOZZLES

1/4" male pipe thread nozzles, rated up to 5100 PSI. Hardened stainless steel nozzle insures consistent, accurate orifice size.



NOZZLE SIZE	0° PART NO.	15° PART NO.	40° PART NO.
4.0	8.711-375.0	8.711-377.0	8.711-380.0
4.5	8.711-383.0	8.711-385.0	8.711-388.0
5.0	8.711-389.0	8.711-392.0	8.711-395.0
5.5	8.711-396.0	8.711-398.0	8.711-402.0
6.0	8.711-404.0	8.711-406.0	8.711-411.0
6.5	-	8.711-412.0	8.711-414.0
7.0	8.711-416.0	8.711-417.0	8.711-419.0
7.5	8.711-422.0	8.711-423.0	-
8.0	8.707-723.0	8.711-424.0	8.711-426.0
8.5	8.711-427.0	8.711-429.0	-
9.0	8.711-434.0	8.711-435.0	8.711-438.0
12	-	8.707-766.0	8.707-768.0
15	8.711-447.0	8.711-448.0	8.707-790.0
20	8.707-795.0	8.711-452.0	8.707-804.0
40	-	8.707-824.0	-

HOTSY ADJUSTABLE FAN NOZZLE

Vari-fan nozzle easily adjusts from 0° to 80° fan size with a simple twist of the nozzle head.

- 3000 PSI max
- 300°F
- 1/4" inlet



PART NO.	ORIFICE
8.712-400.0	3.5
8.712-401.0	4.0
8.712-407.0	4.5
8.712-402.0	5.0
8.712-408.0	5.5
8.712-406.0	6.0
8.717-569.0	6.5
8.712-410.0	7.5
8.717-690.0	Repair Kit

HOTSY HIGH/LOW ADJUSTABLE FAN NOZZLE

All the features of the variable fan nozzle. Plus with a pull, nozzle lowers pressure for chemical application.

- 3000 PSI max
- 200°F
- Low pressure soap injection
- 1/4" inlet



PART NO.	ORIFICE
8.717-576.0	3.0
8.717-570.0	3.5
8.717-571.0	4.0
8.712-404.0	4.5
8.717-572.0	5.0
8.712-403.0	5.5
8.717-575.0	6.0
8.717-573.0	6.5
8.717-574.0	7.5
8.717-691.0	Repair Kit

HOTSY NOZZLE PROTECTOR

- Fits 1/4" lances
- Protects nozzles from damage



HOTSY TWIST QUICK COUPLERS

- Precision brass design
- Unrestricted free flow
- 4000 PSI max



SWIVELS

Designed for 4000 PSI and extended durability. Affordable and rugged all in one.

PART NO.	DESCRIPTION
8.717-562.0	1/4" FNPT
8.707-189.0	3/8" FNPT
8.717-568.0	1/2" FNPT
8.717-561.0	1/4" MNPT
8.717-560.0	3/8" MNPT
8.717-567.0	1/2" MNPT

- Zinc plated
- Hardened steel
- 4000 PSI max



ZINC PLATED NIPPLES

Hardened steel combined with zinc yellow chromate plating holds up to the harshest environments.

PART NO.	DESCRIPTION
8.717-564.0	1/4" FNPT
8.707-187.0	3/8" FNPT
8.717-566.0	1/2" FNPT
8.717-563.0	1/4" MNPT
8.707-188.0	3/8" MNPT
8.717-565.0	1/2" MNPT

REPLACEMENT O-RINGS

For Hotsy twist coupler, Buna.

PART NO.	DESCRIPTION
8.717-230.0	Replacement O-ring

HOTSY STAINLESS STEEL COUPLERS



PART NO.	DESCRIPTION
9.114-614.0	FPT 1/4"
9.114-616.0	FPT 3/8"
9.114-613.0	MPT 1/4"
9.114-615.0	MPT 3/8"

HOTSY ADJUSTABLE NOZZLE

Compact full feature unit weighs only 4.3 oz.

- 3000 PSI max
- 10 GPM
- 300°F
- Machined brass body
- Nylon adjustment knob
- 1/4" FPT inlet / outlet



PART NO.	DESCRIPTION
9.802-950.0	Adjustable Nozzle

HOTSY TWO-GUN TEE COUPLER

Two-Gun Tee Coupler makes switching from one gun to two a snap. 3/8" quick coupler fittings good up to 4000 PSI.

- For use with dual gun systems
- Couples onto outlet nipple
- 3/8" couplers



PART NO.	DESCRIPTION
8.902-421.0	Two Gun Splitter

HOTSY ST-56 ROLLOVER NOZZLE HEAD

- Brass body
- 3600 PSI max
- 8 GPM
- 300°F
- Glass-filled polyamide cover
- 1/4" FPT inlet / outlet



PART NO.	DESCRIPTION
8.712-411.0	Rollover Nozzle Head

HOTSY BRASS COUPLERS



PART NO.	DESCRIPTION
9.114-610.0	FPT 1/4"
9.114-612.0	FPT 3/8"
9.114-609.0	MPT 1/4"
9.114-611.0	MPT 3/8"



THE HOTSY PUMP

**Engineered for durability and performance.
Provides 3 times longer seal life.**

Hotsy Pumps featuring NESTechnology™

What is NESTechnology™? It stands for Nested Seal Technology, where the pump actually “nests” the seals of the pump’s high-pressure packing assembly in place, supporting the side walls, and resulting in greatly increased seal life.

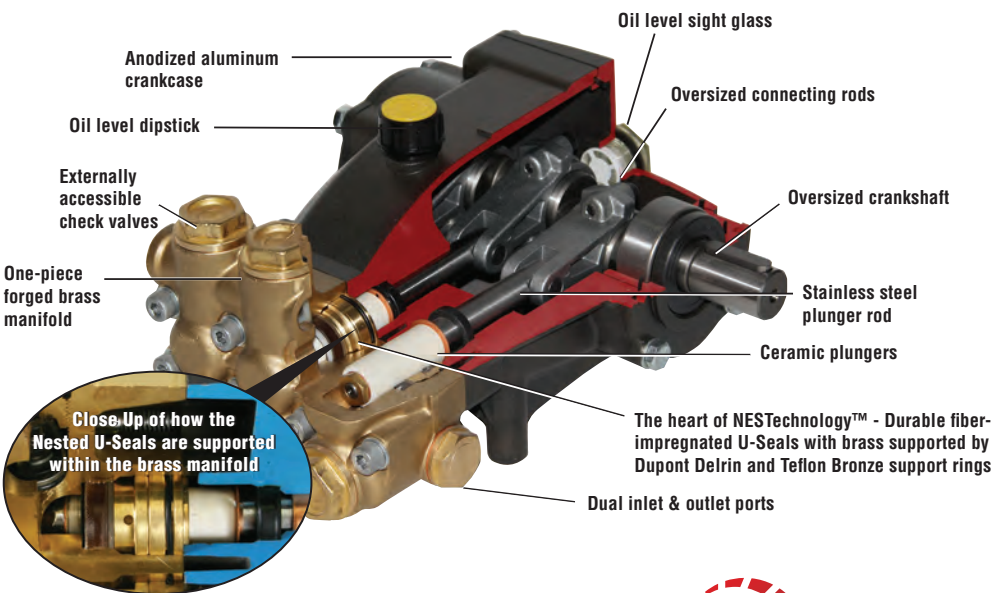
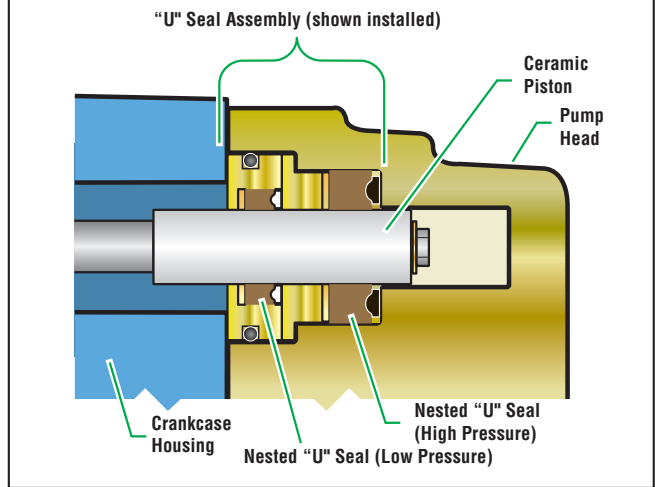
The unique technology of the nesting assembly includes high and low-pressure U-shaped seals surrounded by thicker brass pressure rings. This provides better wall support while withstanding higher water temperatures. This results in Hotsy pumps having 3 times the seal life over similar pumps in the industry.

- Extended time between seal replacement, greatly reducing maintenance costs.
- Teflon bronze rings support the U-Seal to prevent premature wear and loss of pressure.
- The low-pressure U-Seal has a unique double lip to provide for greater suction and less chance of water leakage.
- Increased wall thickness of the brass pressure rings resist cracking and provide a solid foundation for the seals.
- The nesting assembly is stronger and holds up better to spikes in water pressure, which occur every time the gun is triggered.
- Existing Hotsy pumps can be upgraded to utilize NESTechnology’s unique nesting assembly. All parts are interchangeable, and fit within the brass manifold.
- Seals are rated for temperatures up to 185°F.

Seals are a wear item in a pump because of the intense pressure they are subjected to. Hotsy’s nested seal technology holds up better, and has improved the seal life by changing the geometry of the packing assembly and providing greater support to the seals. The end result is a high-performance pump with extended service life.



Nesting Assembly Cross Section View:



- Three frame sizes: three triplex sizes - small, medium, large
- Externally accessible check valves
- Two inlet and discharge ports facilitate system installation
- Anodized aluminum crankcase
- Polished ceramic plungers reduce seal wear
- Oversized crankshaft and connecting rods
- Heavy-duty roller bearings or heavy-duty tapered roller bearings
- Internally-ported, self-lubricating seals
- Pumps available for pulley, direct or gear-reducer drive
- 7-year warranty on the manifold and oil-end of the pump



HOTSY PUMPS



DUPLEX SERIES: DIRECT DRIVE

PART NO.	MODEL NO.	GPM	PSI	HP	RPM	SHAFT	WEIGHT
8.904-909.0	HHC165L.1	2.2	1500	2.3	1725	5/8"	13 lbs

HS.3 SERIES: DIRECT DRIVE



PART NO.	MODEL NO.	GPM	PSI	HP	RPM	SHAFT	WEIGHT
8.751-182.0	HS3040G.3	3.0	4000	11.5	3400	1"	23 lbs
8.751-183.0	HS3540G.3	3.5	4000	13.5	3400	1"	23 lbs
8.751-184.0	HS4040G.3	4.0	4000	15.4	3400	1"	23 lbs

HP SERIES: DIRECT DRIVE



PART NO.	MODEL NO.	GPM	PSI	HP	RPM	SHAFT	WEIGHT
8.929-273.0	HPP2535G	2.5	3500	6.0	3400	3/4"	16.75 lbs
8.929-271.0	HPP3035G	3.0	3500	7.2	3400	3/4"	16.75 lbs
8.929-272.0	HPP3035G1	3.0	3500	7.2	3400	1"	18 lbs
8.929-811.0	LPP3535G1	3.5	3500	8.4	3400	1"	18 lbs

HF SERIES: DIRECT DRIVE



PART NO.	MODEL NO.	GPM	PSI	HP	RPM	SHAFT	WEIGHT
8.929-266.0	HFP2030S	2.1	3000	4.3	1725	5/8"	17 lbs
8.929-267.0	HFP2030SL	2.1	3000	4.3	1725	5/8"	17 lbs
8.929-274.0	HFP2830S	2.8	3000	5.8	1725	5/8"	17 lbs

HX SERIES: BELT DRIVE



PART NO.	MODEL NO.	GPM	PSI	HP	RPM	SHAFT	WEIGHT
8.920-583.0	HX5843R.2	5.8	4350	17.3	1740	25mm	38 lbs
8.920-584.0	HX8043R.2	8.0	4350	23.8	1740	25mm	38 lbs
8.920-585.0	HX9536R.2	9.5	3625	16.4	1740	25mm	38 lbs
8.920-586.0	HX9536L.2	9.5	3625	23.6	1740	25mm	38 lbs
8.920-587.0	HX1036R.2	10.4	3625	23.6	1740	25mm	38 lbs
8.920-588.0	HX1036L.2	10.4	3625	25.8	1740	25mm	38 lbs



HE SERIES: DIRECT DRIVE

PART NO.	MODEL NO.	GPM	PSI	HP	RPM	SHAFT	WEIGHT
8.758-999.0	HE2126S	2.1	2610	3.7	1700	5/8"	11 lbs



HOTSY PUMPS (CONTINUED)

HB SERIES: BELT DRIVE



PART NO.	MODEL NO.	GPM	PSI	HP	RPM	SHAFT	WEIGHT
8.929-270.0	HBP3030R	3.0	3000	6.2	1650	24mm	14.5 lbs
8.929-644.0	HBP3030L	3.0	3000	6.2	1650	24mm	14.5 lbs
8.929-269.0	HBP4025R	4.0	2500	6.8	1550	24mm	14.5 lbs
8.923-770.0	HB4025L	4.0	2500	6.8	1550	24mm	14.5 lbs





HX5450 SERIES: BELT DRIVE



PART NO.	MODEL NO.	GPM	PSI	HP	RPM	SHAFT	WEIGHT
8.921-659.0	HX5450R	5.4	5000	18.3	1740	24mm	43 lbs
8.921-660.0	HX5450L	5.4	5000	18.3	1740	24mm	43 lbs


HM.3 SERIES: BELT DRIVE



PART NO.	MODEL NO.	GPM	PSI	HP	RPM	SHAFT	WEIGHT
8.751-179.0	 HM3540R.3	3.5	4000	9.5	1850	24mm	21 lbs
8.751-180.0	 HM4035R.3	4.8	3500	11.5	1500	24mm	21 lbs
8.751-181.0	 HM4035L.3	4.8	3500	11.5	1500	24mm	21 lbs
8.923-100.0	HM4031R.3	4.0	3000	8.2	1725	24mm	21 lbs
8.923-101.0	HM4031L.3	4.0	3000	8.2	1725	24mm	21 lbs
8.923-165.0	 HM4030R.3	4.0	3000	8.2	1000	24mm	21 lbs
8.923-166.0	HM4030L.3	4.0	3000	8.2	1000	24mm	21 lbs
8.930-042.0	HM3840R.3	3.8	4000	9.8	1740	15mm	21 lbs

HT SERIES: BELT DRIVE



PART NO.	MODEL NO.	GPM	PSI	HP	RPM	SHAFT	WEIGHT
8.921-718.0	HT4540.R.2	4.5	4000	12.3	1360	25mm	33 lbs
8.921-719.0	HT4540.L.2	4.5	4000	12.3	1360	25mm	33 lbs
8.921-720.0	 HT6036.R.2	6.0	3600	14.7	1450	25mm	33 lbs
8.921-721.0	HT6036.L.2	6.0	3600	14.7	1450	25mm	33 lbs

FASPUMP QUICK CHANGE PUMP ASSEMBLIES

Includes a pump, unloader, thermal protector, by-pass loop hose, garden hose inlet with filter, and quick connect plug, making them easy to install.



PART NO.	DESCRIPTION	DRIVE	GPM	PSI	RPM	SHAFT
8.924-434.0	Pump Assy, LP3035G, VTR3	Direct	3.0	3500	3400	3.4" Hollow
8.924-435.0	Pump Assy, LP3535G1, VTR3	Direct	3.5	3500	3400	1" Hollow
8.924-436.0	Pump Assy, LS4040G.3, VTR3	Direct	4.0	4000	3400	1" Hollow
8.924-438.0	Pump Assy, LM3540R.3, VTR3	Belt	3.5	4000	1850	24mm Solid
8.924-439.0	Pump Assy, LM3840R.3, VTR3	Belt	3.8	4000	1740	24mm Solid

HOTSY PUMP REPAIR KIT SELECTION CHART

Use the selection chart below to find the correct repair kits for the specific Hotsy Pump Model.

PUMP MODEL	SEAL TYPE	SEAL KIT (QTY/PUMP)	COMPLETE SEAL KIT (QTY/PUMP)	VALVE KIT (QTY/PUMP)	PLUNGER OIL SEAL KIT (QTY/PUMP)	CERAMIC SLEEVE (QTY/PUMP)
H300	U	8.725-362.0 (1)	8.758-086.0 (1)	8.717-584.0 (6)	9.802-609.0 (1)	9.802-620.0 (3)
H300A	U	8.725-362.0 (1)	8.758-086.0 (1)	8.717-584.0 (6)	9.802-609.0 (1)	9.802-620.0 (3)
H300R	U	8.725-362.0 (1)	8.758-086.0 (1)	8.717-584.0 (6)	9.802-609.0 (1)	9.802-620.0 (3)
H400	U	8.725-362.0 (1)	8.758-086.0 (1)	8.717-584.0 (6)	9.802-609.0 (1)	9.802-620.0 (3)
H400A	U	8.725-362.0 (1)	8.758-086.0 (1)	8.717-584.0 (6)	9.802-609.0 (1)	9.802-620.0 (3)
H400R	U	8.725-362.0 (1)	8.758-086.0 (1)	8.717-584.0 (6)	9.802-609.0 (1)	9.802-620.0 (3)
H450	U	8.916-488.0 (1)		8.717-584.0 (6)	9.802-606.0 (1)	8.717-586.0 (3)
H500	U	8.916-487.0 (1)	8.725-405.0 (3)	8.717-584.0 (6)	9.802-606.0 (1)	9.802-611.0 (3)
H600	U	8.725-364.0 (1)		8.717-584.0 (6)	9.802-606.0 (1)	
H700	U	8.725-364.0 (1)		8.717-584.0 (6)	9.802-606.0 (1)	
HC165	U	8.725-362.0 (1)	8.725-408.0 (2)	8.717-584.0 (4)	8.717-587.0(1)	8.717-670.0 (2)
HC165R	U	8.725-362.0 (1)	8.725-408.0 (2)	8.717-584.0 (4)	8.717-587.0(1)	8.717-670.0 (2)
HC168R	U		8.717-671.0 (2)	8.717-584.0 (4)	8.717-587.0(1)	8.717-670.0 (2)
HC205AL	U	8.725-360.0 (1)		8.717-584.0 (6)	9.802-606.0 (1)	
HC215	U	8.725-362.0 (1)	8.758-086.0 (1)	8.717-584.0 (6)	9.802-606.0 (1)	9.802-620.0 (3)
HC235	U	8.725-362.0 (1)	8.758-086.0 (1)	8.717-584.0 (6)	9.802-606.0 (1)	9.802-620.0 (3)
HC240	U	8.725-362.0 (1)	8.758-086.0 (1)	8.717-584.0 (6)	9.802-606.0 (1)	9.802-620.0 (3)
HC240A	U	8.725-360.0 (1)		8.717-584.0 (6)	9.802-606.0 (1)	
HC280	U	8.725-362.0 (1)	8.758-086.0 (1)	8.717-584.0 (6)	9.802-606.0 (1)	9.802-620.0 (3)
HC340R	U	8.725-360.0 (1)	8.725-418.0 (3)	8.754-859.0 (6)	9.802-609.0 (1)	
HC450	U	8.725-362.0 (1)	8.758-086.0 (1)	8.717-584.0 (6)	9.802-609.0 (1)	9.802-620.0 (3)
HC450A	U	8.725-362.0 (1)	8.758-086.0 (1)	8.717-584.0 (6)	9.802-609.0 (1)	9.802-620.0 (3)
HC450R	U	8.725-362.0 (1)	8.758-086.0 (1)	8.717-584.0 (6)	9.802-609.0 (1)	9.802-620.0 (3)
HC460AL	U	8.725-362.0 (1)	8.758-086.0 (1)	8.717-584.0 (6)	9.802-609.0 (1)	9.802-620.0 (3)
HC460AR	U	8.725-362.0 (1)	8.758-086.0 (1)	8.717-584.0 (6)	9.802-609.0 (1)	9.802-620.0 (3)
HC460L	U	8.725-362.0 (1)	8.758-086.0 (1)	8.717-584.0 (6)	9.802-609.0 (1)	9.802-620.0 (3)
HC460R	U	8.725-362.0 (1)	8.758-086.0 (1)	8.717-584.0 (6)	9.802-609.0 (1)	9.802-620.0 (3)
HC500	U	8.725-362.0 (1)	8.758-086.0 (1)	8.717-584.0 (6)	9.802-609.0 (1)	9.802-620.0 (3)
HC500A	U	8.725-362.0 (1)	8.758-086.0 (1)	8.717-584.0 (6)	9.802-609.0 (1)	9.802-620.0 (3)
HC500R	U	8.725-362.0 (1)	8.758-086.0 (1)	8.717-584.0 (6)	9.802-609.0 (1)	9.802-620.0 (3)
HC600	U	8.916-488.0 (1)		8.717-584.0 (6)	9.802-606.0 (1)	8.717-586.0 (3)
HC800	U	8.725-364.0 (1)		8.717-584.0 (6)	9.802-606.0 (1)	
HC930R	U	8.916-488.0 (1)		8.717-591.0 (6)	9.802-606.0 (1)	8.717-586.0 (3)
HC940R	U	8.916-487.0 (1)	8.725-405.0 (3)	8.717-589.0 (1)	9.802-606.0 (1)	9.802-611.0 (3)
HC950R	U	8.725-364.0 (1)		8.717-589.0 (1)	9.802-606.0 (1)	
HD3025	U	8.725-356.0 (1)	8.725-357.0 (3)		9.803-937.0 (1)	
HD3030H	U	9.804-076.0 (1)	9.804-077.0 (3)		9.803-937.0 (1)	9.803-934.0 (3)
HD4020	U	8.725-356.0 (1)	8.725-357.0 (3)		9.803-937.0 (1)	
HE2020F	U	8.725-354.0 (1)	8.725-355.0 (3)		9.803-937.0 (1)	9.803-934.0 (3)
HE2020S	U	8.725-356.0 (1)	8.725-357.0 (3)		9.803-937.0 (1)	
HE2825F	U	8.725-354.0 (1)	8.725-355.0 (3)		9.803-937.0 (1)	9.803-934.0 (3)
HE2825S	U	8.725-356.0 (1)	8.725-357.0 (3)		9.803-937.0 (1)	
HE3525F	U	8.725-354.0 (1)	8.725-355.0 (3)		9.803-937.0 (1)	9.803-934.0 (3)
HG2530G	U	8.725-354.0 (1)	8.725-355.0 (3)		9.803-937.0 (1)	9.803-934.0 (3)
HG3030G	U	8.725-354.0 (1)	8.725-355.0 (3)		9.803-937.0 (1)	9.803-934.0 (3)
HG3035G	U	8.725-354.0 (1)	8.725-355.0 (3)		9.803-937.0 (1)	9.803-934.0 (3)
HG3535G	U	8.725-354.0 (1)	8.725-355.0 (3)		9.803-937.0 (1)	9.803-934.0 (3)
HG4030G	U	8.725-354.0 (1)	8.725-355.0 (3)		9.803-937.0 (1)	9.803-934.0 (3)
HH5050	U			9.802-604.0 (1)	9.802-606.0 (1)	9.802-629.0 (3)
HHC300AR	U	8.725-362.0 (1)	8.758-086.0 (1)	8.717-584.0 (6)	9.802-609.0 (1)	9.802-620.0 (3)
HHC500AR	U	8.725-362.0 (1)	8.758-086.0 (1)	8.717-584.0 (6)	9.802-609.0 (1)	9.802-620.0 (3)
HHC950AR	U	8.725-364.0 (1)		8.717-589.0 (1)	9.802-606.0 (1)	
HHS335CR	U	8.725-358.0 (1)	8.725-417.0 (3)	8.754-859.0 (6)	9.802-609.0 (1)	9.803-934.0 (3)



HOTSY PUMP REPAIR KIT SELECTION CHART (CONTINUED)

Use the selection chart below to find the correct repair kits for the specific Hotsy Pump Model.

PUMP MODEL	SEAL TYPE	SEAL KIT (QTY/PUMP)	COMPLETE SEAL KIT (QTY/PUMP)	VALVE KIT (QTY/PUMP)	PLUNGER OIL SEAL KIT (QTY/PUMP)	CERAMIC SLEEVE (QTY/PUMP)
HM3540	U	8.725-358.0 (1)	8.758-087.0 (1)	9.802-603.0 (1)	9.802-609.0 (1)	8.933-023.0 (3)
HM4035	U	8.725-360.0 (1)	8.758-085.0 (1)	9.802-603.0 (1)	9.802-609.0 (1)	9.802-629.0 (3)
HS3040G	U	8.725-358.0 (1)	8.758-087.0 (1)	9.802-603.0 (1)	9.802-609.0 (1)	8.933-023.0 (3)
HS330R	U	8.725-358.0 (1)	8.725-417.0 (3)	8.754-859.0 (6)	9.802-609.0 (1)	9.803-934.0 (3)
HS335R	U	8.725-358.0 (1)	8.758-087.0 (1)	9.802-603.0 (1)	9.802-609.0 (1)	8.933-023.0 (3)
HS340R	U	8.717-646.0 (1)		8.754-859.0 (6)	9.802-609.0 (1)	9.803-934.0(3)
HS3540G	U	8.725-358.0 (1)	8.758-087.0 (1)	9.802-603.0 (1)	9.802-609.0 (1)	8.933-023.0 (3)
HS4040G	U	8.725-358.0 (1)	8.758-087.0 (1)	9.802-603.0 (1)	9.802-609.0 (1)	8.933-023.0 (3)
HS5030G	U	8.725-358.0 (1)	8.758-087.0 (1)	9.802-603.0 (1)	9.802-609.0 (1)	8.933-023.0 (3)
HX1025L	U	8.725-364.0 (1)	8.725-365.0 (3)		9.802-606.0 (1)	
HX1025R	U	8.725-364.0 (1)	8.725-365.0 (3)		9.802-606.0 (1)	
HX5050L	U			9.802-604.0 (1)	9.802-606.0 (1)	9.802-629.0 (3)
HX5050R	U			9.802-604.0 (1)	9.802-606.0 (1)	9.802-629.0 (3)
HX8030L	U	8.725-364.0 (1)	8.725-365.0 (3)		9.802-606.0 (1)	
HX8030R	U	8.725-364.0 (1)	8.725-365.0 (3)		9.802-606.0 (1)	
HM4035.3	U	8.725-360.0 (1)	8.758-085.0 (1)	9.802-603.0 (1)	9.802-609.0 (1)	8.751-237.0 (3)
HM3540.3	U	8.725-358.0 (1)	8.758-087.0 (1)	9.802-603.0 (1)	9.802-609.0 (1)	8.933-023.0 (3)
HH306R.2	U	8.725-362.0 (1)	8.758-086.0 (1)	8.717-584.0 (6)	9.802-609.0 (1)	8.751-238.0 (3)
HH406R.2	U	8.725-362.0 (1)	8.758-086.0 (1)	8.717-584.0 (6)	9.802-609.0 (1)	8.751-238.0 (3)
HH456R.2	U	8.725-362.0 (1)	8.758-086.0 (1)	8.717-584.0 (6)	9.802-609.0 (1)	8.751-238.0 (3)
HH466R.2	U	8.725-362.0 (1)	8.758-086.0 (1)	8.717-584.0 (6)	9.802-609.0 (1)	8.751-238.0 (3)
HH506R.2	U	8.725-362.0 (1)	8.758-086.0 (1)	8.717-584.0 (6)	9.802-609.0 (1)	8.751-238.0 (3)
HS3040G.3	U	8.725-358.0 (1)	8.758-087.0 (1)	9.802-603.0 (1)	9.802-609.0 (1)	8.933-023.0 (3)
HS3540G.3	U	8.725-358.0 (1)	8.758-087.0 (1)	9.802-603.0 (1)	9.802-609.0 (1)	8.933-023.0 (3)
HS4040G.3	U	8.725-358.0 (1)	8.758-087.0 (1)	9.802-603.0 (1)	9.802-609.0 (1)	8.933-023.0 (3)
HS5030G.3	U	8.725-358.0 (1)	8.758-087.0 (1)	9.802-603.0 (1)	9.802-609.0 (1)	8.933-023.0 (3)
HX5843.2	U	8.916-488.0 (1)	8.757-936.0 (1)	8.753-349.0 (1)	9.802-606.0 (1)	8.752-838.0 (3)
HX8043.2	U	8.916-488.0 (1)	8.757-936.0 (1)	8.753-349.0 (1)	9.802-606.0 (1)	8.752-838.0 (3)
HX9536.2	U	8.916-487.0 (1)	8.757-937.0 (1)	8.753-349.0 (1)	9.802-606.0 (1)	8.752-938.0 (3)
HX1036.2	U	8.916-487.0 (1)	8.757-937.0 (1)	8.753-349.0 (1)	9.802-606.0 (1)	
HT4540.2	U	8.753-821.0 (1)	8.758-061.0 (1)	8.753-824.0 (1)	9.802-606.0 (1)	8.753-823.0 (3)
HT6036.2	U	8.753-821.0 (1)	8.758-061.0 (1)	8.753-824.0 (1)	9.802-606.0 (1)	8.753-823.0 (3)
HB3030	U	8.754-856.0 (1)	8.758-081.0 (1)	8.754-859.0 (1)	9.803-937.0 (1)	8.754-858.0 (3)
HB4025	U	8.754-856.0 (1)	8.758-081.0 (1)	8.754-859.0 (1)	9.803-937.0 (1)	8.754-858.0 (3)
HBP3030R	U	8.759-015.0 (1)	8.929-348.0 (1)	8.754-859.0 (1)	9.803-937.0 (1)	8.754-858.0 (3)
HBP3030L	U	8.759-015.0 (1)	8.929-348.0 (1)	8.754-859.0 (1)	9.803-937.0 (1)	8.754-858.0 (3)
HBP4025R	U	8.759-015.0 (1)	8.929-348.0 (1)	8.754-859.0 (1)	9.803-937.0 (1)	8.754-858.0 (3)
HF2030F	U	8.754-860.0 (1)	8.758-083.0 (1)	8.754-859.0 (1)	9.803-937.0 (1)	8.754-862.0 (3)
HF2030S	U	8.754-856.0 (1)	8.758-081.0 (1)	8.754-859.0 (1)	9.803-937.0 (1)	8.754-858.0 (3)
HF2830F	U	8.754-860.0 (1)	8.758-083.0 (1)	8.754-859.0 (1)	9.803-937.0 (1)	8.754-862.0 (3)
HF2830S	U	8.754-856.0 (1)	8.758-081.0 (1)	8.754-859.0 (1)	9.803-937.0 (1)	8.754-858.0 (3)
HF3530F	U	8.754-860.0 (1)	8.758-083.0 (1)	8.754-859.0 (1)	9.803-937.0 (1)	8.754-862.0 (3)
HFP2030S	U	8.759-015.0 (1)	8.929-348.0 (1)	8.754-859.0 (1)	9.803-937.0 (1)	8.754-858.0 (3)
HFP2830S	U	8.759-015.0 (1)	8.929-348.0 (1)	8.754-859.0 (1)	9.803-937.0 (1)	8.754-858.0 (3)
HP2535G	U	8.754-860.0 (1)	8.758-083.0 (1)	8.754-859.0 (1)	9.803-937.0 (1)	8.754-862.0 (3)
HP3035G	U	8.754-860.0 (1)	8.758-083.0 (1)	8.754-859.0 (1)	9.803-937.0 (1)	8.754-862.0 (3)
HP3035G1	U	8.754-860.0 (1)	8.758-083.0 (1)	8.754-859.0 (1)	9.803-937.0 (1)	8.754-862.0 (3)
HP3535G1	U	8.754-860.0 (1)	8.758-083.0 (1)	8.754-859.0 (1)	9.803-937.0 (1)	8.754-862.0 (3)
HP4035G1	U	8.754-860.0 (1)	8.758-083.0 (1)	8.754-859.0 (1)	9.803-937.0 (1)	8.754-862.0 (3)
HPP2535G	U	8.759-031.0 (1)	8.758-218.0 (1)	8.754-859.0 (1)	9.803-937.0 (1)	8.754-862.0 (3)
HPP3035G	U	8.759-031.0 (1)	8.758-218.0 (1)	8.754-859.0 (1)	9.803-937.0 (1)	8.754-862.0 (3)
HPP3035G1	U	8.759-031.0 (1)	8.758-218.0 (1)	8.754-859.0 (1)	9.803-937.0 (1)	8.754-862.0 (3)
HE2126S	V	8.759-014.0 (1)	8.759-013.0 (3)	8.759-011.0 (6)	8.759-012.0 (3)	8.759-010.0 (3)

HOTSY PUMP REPAIR KIT - SEAL KIT

PART NO.	QTY NEEDED PER PUMP
8.725-362.0	1
8.916-488.0	1
8.916-487.0	1
8.725-364.0	1
8.725-360.0	1
8.725-356.0	1
9.804-076.0	1
8.725-354.0	1
8.725-358.0	1

PART NO.	QTY NEEDED PER PUMP
8.717-646.0	1
8.916-487.0	1
8.753-821.0	1
8.754-856.0	1
8.759-015.0	1
8.754-860.0	1
8.759-031.0	1
8.759-014.0	1

HOTSY PUMP REPAIR KIT - COMPLETE SEAL KIT

PART NO.	QTY NEEDED PER PUMP
8.725-405.0	3
8.725-408.0	2
8.717-671.0	2
8.725-418.0	3
8.725-357.0	3
9.804-077.0	3
8.725-355.0	3
8.725-417.0	3
8.758-086.0	1
8.758-087.0	1
8.758-085.0	1

PART NO.	QTY NEEDED PER PUMP
8.725-365.0	3
8.757-936.0	1
8.757-937.0	1
8.758-061.0	1
8.758-081.0	1
8.929-348.0	1
8.758-083.0	1
8.758-218.0	1
8.759-013.0	1

HOTSY PUMP REPAIR KIT - VALVE KIT

PART NO.	QTY NEEDED PER PUMP
8.717-584.0	6
8.754-859.0	6
8.717-591.0	6
8.717-589.0	1
9.803-936.0	1
9.802-604.0	1

PART NO.	QTY NEEDED PER PUMP
9.802-603.0	1
8.753-349.0	1
8.753-824.0	1
8.754-859.0	1
8.759-011.0	1



HOTSY PUMP REPAIR KIT - PLUNGER OIL SEAL KIT

PART NO.	QTY NEEDED PER PUMP
9.802-609.0	1
9.802-606.0	1
8.717-587.0	1
9.803-937.0	1

PART NO.	QTY NEEDED PER PUMP
9.802-606.0	1
9.803-937.0	1
8.759-012.0	3

HOTSY PUMP REPAIR KIT - CERAMIC SLEEVE KIT

PART NO.	QTY NEEDED PER PUMP
9.802-620.0	3
8.717-586.0	3
9.802-611.0	3
8.717-670.0	2
9.803-934.0	3
9.802-629.0	3
8.933-023.0	3
9.803-934.0	3
8.751-237.0	3

PART NO.	QTY NEEDED PER PUMP
8.751-238.0	3
8.752-838.0	3
8.752-938.0	3
8.753-823.0	3
8.754-858.0	3
8.754-862.0	3
8.759-010.0	3



ADVANCE YOUR CLEANING POTENTIAL



SCAN TO LEARN MORE

ASK YOUR DEALER ABOUT GENUINE HOTSY ACCESSORIES & PARTS



HOTSY PUMP TOOL KITS

A must for every service department. Save time using the right tool for the job. The Hotsy Pump Tool Kit includes:

- Plastic Covered Thin Blade Screwdriver
- 6mm Allen Wrench
- 14mm Allen Wrench
- Plastic Hammer
- Seal Extractor
- Two Piece Inserter for Sleeves
- Two Part Seal Inserter for Plunger Rods
- Crankshaft Seal Inserter
- Two Part Seal Inserter for Plunger Rods
- Crankshaft Seal Inserter
- Plastic Tool Box
- Pliers
- Seal Extractor



PART NO.	DESCRIPTION
9.802-953.0	13 Piece Hotsy Pump Tool Kit
9.802-568.0	Pliers, Seal Extractor

HOTSY UNLOADERS

- Head mount or remote
- Lock device
- Hotsy proven performers



PART NO.	DESCRIPTION	GPM	PSI
8.715-498.0	XSM without Knob 1/4 Bypass	6.6	4500
8.707-351.0	XSM without Knob 3/8 Bypass	6.6	2500
8.755-611.0	VBS 210 with Knob, 1/4" Bypass	6.6	3000
8.715-504.0	LG with Knob	6.6	2200
8.715-503.0	LG with Knob	6.6	3000
8.715-505.0	LG with Knob (without Spacer)	6.6	2900
8.715-508.0	XLG with Knob	13.2	3000
9.803-900.0	VBA35 for Hotsy HM,HS	6.6	3500

HOTSY MAINTENANCE KIT

PART NO.	DESCRIPTION
8.756-590.0	NHD Pump Series Tool Kit for HB, HP & HP1

HOTSY PUMP OIL

- Formulated to exceed the factory specifications for HOTSY and other high pressure pumps.
- Non-detergent, non-foaming



PART NO.	DESCRIPTION
8.923-422.0	32 oz. Bottle

HOTSY DOWNSTREAM CHEMICAL INJECTORS

Applies detergent while by-passing vital machine components.



Fixed Injector



Adjustable Injector


PART NO.	DESCRIPTION
Adjustable	
9.802-956.0	Hot Water 2.1mm 3/8" M x 3/8" M
8.709-429.0	Cold Water 2.3mm 3/8" M x 3/8" M
Fixed - Cold Water	
8.709-419.0	1.8mm 3/8" F x 3/8" M
9.802-957.0	2.1mm 3/8" M x 3/8" M
8.709-421.0	2.1mm 3/8" F x 3/8" M
8.709-422.0	2.1mm 3/8" qc skt x 3/8" qc plug
8.709-420.0	2.3mm 3/8" F x 3/8" M
8.709-423.0	1.8mm 3/8" M x 3/8" M 2-3 GPM Ceramic Check
8.709-424.0	2.1mm 3/8" M x 3/8" M 3-5 GPM Ceramic Check
Repair Kits	
8.718-495.0	Repair Kit 873580,873582,873594, 22400,722436,875760



HOTSY INLET CHEMICAL INJECTOR

- Two adjusting knobs for incoming water pressure and detergent metering



PART NO.	DESCRIPTION
9.803-275.0	 Hotsy Dual-Adjusting Injector
8.700-290.0	Repair Kit

HOTSY PRESSURE RELIEF VALVES



8.718-496.0



8.707-332.0

PART NO.	PSI
8.707-332.0	1000
8.707-336.0	1500
8.718-496.0	2000
8.707-274.0	2200
8.707-335.0	2500
8.711-231.0	3000
8.707-334.0	3500
8.707-258.0	150 PSI/ 210°F

HOTSY FLOAT TANK

- Heavy 3/16" durable plastic



9.804-042.0

PART NO.	DESCRIPTION
9.804-042.0	2.5 gal without Adapter
8.706-642.0	4.0 gal with Cover

HOTSY THERMOSTATS




8.712-191.0



8.716-102.0

PART NO.	DESCRIPTION
8.712-191.0	240°F 1M Probe
For use with above:	
8.712-190.0	Mounting Plate
8.718-779.0	Screws (2), Mounting Plate
8.712-189.0	Dial
8.707-286.0	Well
9.804-564.0	Screw, Well
8.716-102.0	Temp Control Bulb 200°F
8.712-199.0	Temp Control with Bulb
8.712-200.0	-100 + 400 Fenwall
8.712-206.0	Switch Therm NC 140°F

HOTSY THERMOSTAT



PART NO.	DESCRIPTION
8.750-095.0	240°F 2M Probe

HOTSY FLOW SWITCH



PART NO.	DESCRIPTION
8.716-139.0	FS 1 McDonnell - 1/2" FPT
8.716-138.0	FS 6 McDonnell - 1" FPT

HOTSY PRESSURE SWITCH

- Activated pressure 375 PSI



8.716-129.0

PART NO.	DESCRIPTION	PSI	AMP	VOLTAGE
8.716-129.0	Pressure Switch, 3/8" NPT	4000	15	250
8.712-267.0	Pressure Switch, 1/4" MPT	5800	15	250
8.717-667.0*	Repair Kit-Seal			
8.717-668.0*	Repair Kit-Plunger			
8.717-256.0*	Micro Switch			

* Repair parts only fit the 8.716-129.0.

HOTSY COILS

- Heavy-duty schedule 80 carbon steel pipe
- Best warranty in the industry
- Sized to water flow for maximum heat rise
- Wound specifically for oil and gas fired applications



PART NO.	DESCRIPTION
Oil Fired	
8.925-218.0	fits 795, 895, 1075SSE
8.925-219.0	16", fits 444/550/660, 555, 560, 781, 871, 921, 965 Series
8.911-493.0	fits 900/1000, 1400 Series
8.911-497.0	fits 3Z663/5Z021 Series
8.925-221.0	fits 800E/950/810, 1260, 70, 80, 90 Series
8.911-499.0	fits 530, Sheetmetal Frame
8.911-500.0	fits 520/540 Series
8.911-494.0	fits 5000/9450, 5645, 5700 Series
8.911-505.0	fits 530/610 Series, Angle Frame
8.911-930.0	fits 1200 and 800 Series
Gas/Oil Fired	
8.911-496.0	28" fits 9460 Series
8.925-218.0	fits 795, 895, 1075SSE
Gas Fired	
8.925-215.0	fits 900/1000, 1400 Series
8.911-501.0	fits 611/530 Series
8.911-495.0	fits 5000 Series, 9452
8.911-976.0	16" fits 551, 558, 559 Series
8.911-996.0	fits 771, 772

HOTSY 2.5" PRESSURE GAUGE

- PSI: 0 - 5000
- Stainless Steel Housing
- Bottom Mount



PART NO.	DESCRIPTION
9.114-317.0	Up to 5000 PSI

HOTSY DETERGENT FLOW METER

- 100 PSI working pressure
- 150°
- Measures detergent / water flow ratio



PART NO.	DESCRIPTION
8.712-139.0	Up to 100 PSI @ 150°F

HOTSY COIL INSULATION

- Refractory Grade Ceramic
- Retains heat inside coil for better fuel efficiency and paint protection



8.717-441.0

PART NO.	DESCRIPTION
8.717-412.0	Cerafelt 24 x 56
8.717-413.0	Cerafelt 6 x 56
8.717-451.0	Cerafelt 1/2 x 24, Bulk/sqft
8.717-452.0	Cerafelt 1 x 24, Bulk/sqft
8.717-414.0	Fiberglass 18 OD x 10.3 ID
8.717-442.0	Fiberglass 18 OD x 8.0 ID
8.717-446.0	Fiberglass 29 x 58
9.802-908.0	Fiberglass 10 x 52
8.717-438.0	Fiberglass 22.5 x 52
9.802-904.0	Fiberglass 16 OD x 8.3
8.717-445.0	Fiberglass 18 OD x 10
8.717-450.0	Fiberglass 8 x 17.5
8.717-441.0	Tophead 18 OD x 4.0 ID

WAYNE BURNERS

Wayne Combustion has been building quality burners since 1928. They are known in the marketplace for superior reliability and ultra-high efficiency. The Wayne Burners have the following features:



- Lower Emissions
- Improved Efficiencies
- Positive flame retention
- Controlled Flame Pattern
- Low Nozzle Temperatures
- High static pressure overcomes adverse draft conditions for a better air/oil mixture



PART NO.	DESCRIPTION	OPERATING VOLTAGE	CONE	FUEL PUMP SOLENOID VOLTAGE
8.756-253.0	MSR 3.75 1T	120V	7A	120V
8.756-254.0	MSR 3.75 1T	230V	7A	230V
8.756-413.0	EHASR 2T	120V	4A	120V
8.756-480.0	EHASR 2T	12VDC	4A	12VDC
8.756-655.0	MSR 1T	12V	3A	12VDC
8.756-681.0	EHASR 1T	12VDC	4A	12V
8.756-703.0	EHASR 1T	120V	7A	120V
8.756-736.0	EHASR 2T	12VDC	4A	12VDC
8.756-756.0	EHASR 1T	12VDC	3A	12VDC
8.756-890.0	EHASR 2T	12VDC	4A	12V
8.756-921.0	EH 1.75 1T	120V	3.56" ID Flamelock	120V
8.756-922.0	EH 1.75 1T	230V	3.56" ID Flamelock	120V
8.754-264.0	Vertical Burner M/L	12VDC	3.73" ID Flamelock	12V
8.754-265.0	Vertical Burner M/L	12VDC	3.73" ID Flamelock	12V
8.754-792.0	Vertical Burner M/L	12VDC	3.73" ID Flamelock	12V
8.754-793.0	Vertical Burner M/L	12VDC	3.73" ID Flamelock	12V

WAYNE BURNER REPLACEMENT PART CROSS REFERENCE CHART

PART NO.	DESCRIPTION	FUEL PUMP	IGNITOR	BURNER MOTOR	BURNER FAN	COUPLING
8.759-668.0	BURNER, MSR 3.75 120V 1T 120V S	8.756-290.0	8.700-803.0	8.756-292.0	8.700-728.0	8.700-822.0
8.756-253.0	Burner MSR 3.75 120V 1T7A 120 V S	8.756-290.0	8.700-803.0	8.756-292.0	8.700-728.0	8.700-822.0
8.756-254.0	BURNER, MSR 3.75 230V 1T 230V S	8.700-760.0	8.756-324.0	8.717-830.0	8.700-728.0	8.700-822.0
8.756-413.0	BURNER, EHASR 120V 2T 120V S	8.700-760.0	8.700-802.0	8.756-436.0	8.756-438.0	8.700-776.0
8.756-480.0	BURNER, EHASR 12VDC DO 2T 12VDC S	8.756-437.0	9.107-507.0	8.757-632.0	8.756-726.0	8.756-715.0
8.756-655.0	BURNER, MSR 12V 1T 12V S DC	8.756-437.0	9.107-507.0	8.700-739.0	8.756-674.0	8.700-721.0
8.756-681.0	BURNER, EHASR 12VDCDO 1T 12V S	8.756-437.0	9.107-507.0	8.757-632.0	8.756-674.0	8.756-715.0
8.756-703.0	BURNER, EHASR 120V 1T 120V S	8.756-290.0	8.700-802.0	8.756-293.0	8.756-677.0	8.700-776.0
8.756-736.0	BURNER, EHASR 12VDC 1T 12VDC SOL	8.756-437.0	9.107-507.0	8.757-632.0	8.756-730.0	8.756-715.0
8.756-756.0	BURNER, EHASR 12VDCDO 1T 12VDC S	8.756-437.0	9.107-507.0	8.757-632.0	8.756-730.0	8.756-715.0
8.756-890.0	BURNER, EHASR 12VDC DO 2T 12V S	8.756-437.0	9.107-507.0	8.757-632.0	8.756-726.0	8.756-715.0
8.756-921.0	BURNER, EH 1.75 120V 1T 120V S	8.717-814.0	8.700-802.0	8.756-436.0	8.756-438.0	8.700-776.0
8.756-922.0	BURNER, EH 1.75 230V 1T 120V S	8.717-814.0	8.700-802.0		8.756-438.0	8.700-776.0
8.754-264.0	BURNER, WAYNE, EH, 12VDC, 10GPM	8.717-814.0	9.107-507.0	8.700-739.0	8.756-856.0	8.756-715.0
8.754-265.0	BURNER, WAYNE, EH, 12VDC 6-8 GPM	8.717-814.0	9.107-507.0	8.700-739.0	8.756-856.0	8.756-715.0
8.754-792.0	BURNER, WAYNE, EH, 12VDC, 6GPM	8.717-814.0	9.107-507.0	8.700-739.0	8.756-726.0	8.756-715.0
8.754-793.0	BURNER, WAYNE, EH, 12VDC, 5GPM	8.717-814.0	9.107-507.0	8.700-739.0	8.756-726.0	8.756-715.0

BURNER REPLACEMENT PARTS

REPLACEMENT PARTS, WAYNE

PART NO.	DESCRIPTION
8.700-822.0	FLEX COUPLING-F/307007 12V
8.700-776.0	COUPLING 5/16 x 1/2 FS
8.700-721.0	COUPLING FOR 079021X
8.756-715.0	COUPLING, "E" DC
8.756-438.0	FAN - 4.00"W X 6.25"D 1/2" BORE
8.756-674.0	FAN, 3.44"W X 4.25"D 5/16" BORE
8.756-730.0	FAN, 3.44"W X 4.75"D 5/16" BORE
8.756-726.0	FAN, 3.44"W X 5.25"D 5/16" BORE
8.756-677.0	FAN, 3.50"W X 5.75"D 1/2"BORE
8.700-728.0	BLOWERWHEEL EG1/MSR3.44x4.25STAR MET MTR
8.700-760.0	FUEL PUMP, SUNTEC A2VA-3106 230V SOL
8.756-290.0	FUEL PUMP, WCS - COMBO/W SOLENOID 120V
8.717-814.0	FUEL UNIT, SUNTEC A2VA-7916

PART NO.	DESCRIPTION
8.756-437.0	PUMP - COMBO/W SOLENOID 12V/24V
9.107-507.0	IGNITOR
8.700-803.0	IGNITOR, 120V, BACK/M-MSR MOUNT
8.700-802.0	IGNITOR, 120V, SIDE/EH-EHA MOUNT
8.756-291.0	IGNITOR, BURNER, "E" 240 50-60
8.756-324.0	IGNITOR, BURNER, "M" 240 50-60
8.756-436.0	MOTOR, 1/4 120V 50-60HZ
8.757-632.0	Kit, Motor, 12V
8.717-830.0	MOTOR, 1/8HP 1PH 230V 3450RPM
8.756-293.0	MOTOR, BURNER, 1/5 120V 50-60HZ
8.756-294.0	MOTOR, BURNER, 1/5 230V 50-60HZ
8.756-292.0	MOTOR, BURNER, 1/7 HP 120/60
8.700-739.0	BURNER MOT 12V-WH MSR DC FASCO

REPLACEMENT PARTS, HOTSY

PART NO.	DESCRIPTION
8.919-050.0	Burner Housing Assembly - S
8.752-865.0	Burner Housing Assembly - M/L
8.700-758.0	Suntec Fuel Pump, 12-24V Sol
8.754-706.0	Suntec Fuel Pump, OL35, 120V Sol
8.754-707.0	Suntec Fuel Pump, OL35, 230V Sol
8.750-517.0	Burner Motor, 1/6 HP, 115V - S
8.750-518.0	Burner Motor, 1/6 HP, 230V - M/L
8.751-074.0	Burner Motor, 1/7 HP, 12VDC, Ametek
8.752-932.0	Burner Motor, 1/7 HP, 115V - M/L
8.750-543.0	Flex Coupling, 1/2" x 5/16"
8.753-062.0	Flex Coupling, 5/16" x 5/16" x 3 7/8"L
8.750-520.0	Fan, 1/2 Bore - S
8.752-928.0	Fan, 6.25 x 4.25 x 1/2 Bore - M/L
8.752-929.0	Fan, 6.25 x 4.25 x .313 Bore - M/L
8.750-547.0	Connector, 37 Degree Flare, 1/8" NPT, Long
8.750-545.0	Connector, 37 Degree Flare, 1/8" NPT
8.749-000.0	Fuel Line Assembly - S
8.752-934.0	Fuel Line Assembly - M
8.750-539.0	Gasket, flange
8.750-526.0	Gun, Electrode / Nozzle, 3"
8.750-525.0	Gun, Electrode / Nozzle, 1"
8.919-114.0	Burner Ignitor, 120V

PART NO.	DESCRIPTION
8.919-115.0	Burner Ignitor, 230V
8.919-116.0	Burner Ignitor, 12VDC
8.918-454.0	Junction Box Gasket - S
8.752-922.0	Junction Box Gasket - M/L
8.920-654.0	Junction Box Cover - M/L
8.750-542.0	Junction Box Cover - S
8.750-762.0	Coil, Solenoid, 230V - S
8.750-763.0	Coil, Solenoid, 115V - S
8.750-764.0	Coil, Solenoid, 12-24V - S
9.802-640.0	Coil, Solenoid, 120V - M/L
9.802-641.0	Coil, Solenoid, 230V - M/L
8.700-794.0	Coil, Solenoid, 12-24V - M/L
4.680-126.0	Heating Coil
8.755-757.0	Ignition transformer Heat Exchanger 120V
8.760-033.0	Fuel line 1/4" x M8 adapter
5.600-100.0	Blower Wheel
8.757-722.0	Fuel pump oil Burner OL35BK
8.757-781.0	Electric Motor Simel 120V with plug
8.759-003.0	Coupler diesel pump Plastic
2.638-974.0	Spare Parts Set
8.700-856.0	Fuel Nozzle 1.10 X 60 A Hollow



HOTSY HOW TO

At Hotsy, we don't just sell the finest pressure washers anywhere, we also cultivate our customers' knowledge of how to get the most out of their equipment with recommendations, advice and how tos. We've even put together some How To guides on how to work with your **ELECTRIC** and **GAS ENGINE** pressure washer.



HOW TO - ELECTRIC ENGINE



HOW TO - GAS ENGINE

**LOOKS
GOOD AND
RUNS EVEN
BETTER –
GET HOTSY**

HOTSY.COM

AT HOTSY WE MANUFACTURE THE BEST PRESSURE WASHERS, HANDS DOWN.

We have a large network of dealers throughout North America who are ready to help you select the right equipment for your jobs. Our factory-certified technicians provide expert service and support, and all our pressure washers come with the best warranties in the industry and ETL safety certification. Get a Hotsy and you can relax knowing you have a product built to last. Visit your local dealer today and see why **NOTHING CLEANS LIKE A HOTSY.**



Scan for our current promotions.



PRESSURE WASHERS

FOLLOW HOTSY

 facebook.com/HotsyCleaningSystems

 x.com/TheHotsyMan

 youtube.com/HotsyCleaningSystems

 instagram.com/HotsyCleaningSystems

 linkedin.com/company/hotsy-corp

 **Get Hotsy Email:** [Bit.ly/GetHotsy](https://bit.ly/GetHotsy)

Prices effective January 1, 2025
HOT_PriceList_2025
Rev. 01/01/2025
© 2025 Kärcher North America

NOTHING CLEANS LIKE A HOTSY